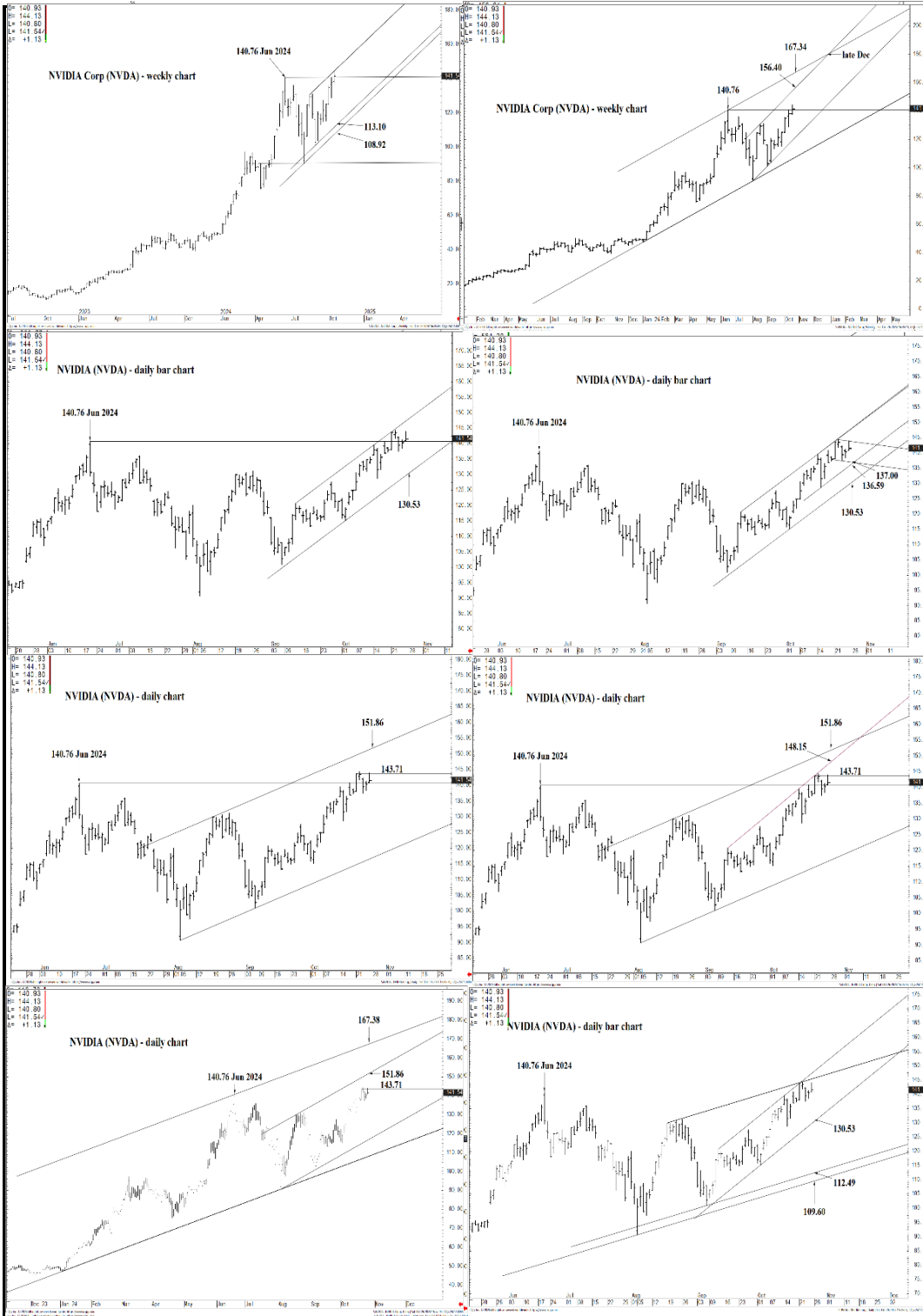




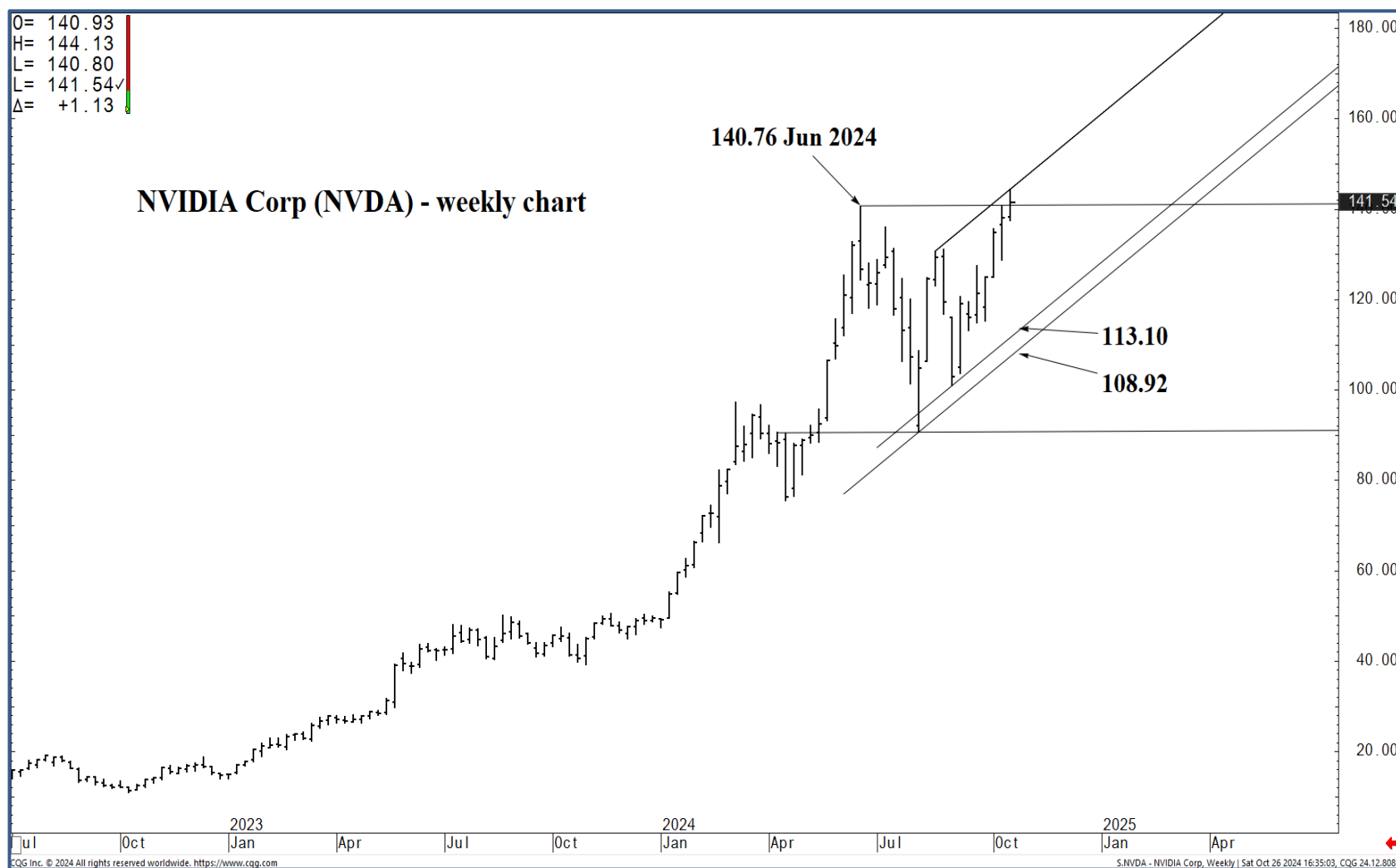
WICKED STOCKS

DIRECTIONAL CLARITY FOR THE ACTIVE INVESTOR



Support and Resistance

- 156.40 **** multi-week contain**
- 151.86 **** multi-week contain**
- 150.90 * minor
- 148.15 * intra-day containment
- 147.00 * minor
- 145.70 * minor
- 143.71 * session containment UP**
- 142.43 * minor
- 141.48 * minor
- 140.76 * intra-day containment
- 139.94 * minor
- 138.46 * minor
- 137.00 * session containment**
- 136.59 * session containment**
- 133.50 * minor
- 132.50 * minor
- 131.60 * minor
- 130.53 *** weekly containment DP**



Support and Resistance

- 156.40 **** multi-week contain**
- 151.86 **** multi-week contain**
- 150.90 * minor
- 148.15 * intra-day containment
- 147.00 * minor
- 145.70 * minor
- 143.71 * session containment UP**
- 142.43 * minor
- 141.48 * minor
- 140.76 * intra-day containment
- 139.94 * minor
- 138.46 * minor
- 137.00 * session containment**
- 136.59 * session containment**
- 133.50 * minor
- 132.50 * minor
- 131.60 * minor
- 130.53 *** weekly containment DP**

NVIDIA Corp (NVDA) - weekly chart

O= 140.93
 H= 144.13
 L= 140.80
 L= 141.54✓
 Δ= +1.13

140.76 Jun 2024

113.10

108.92

141.54



O= 140.93
 H= 144.13
 L= 140.80
 L= 141.54√
 Δ= +1.13

NVIDIA Corp (NVDA) - weekly chart



Support and Resistance

- 156.40 **** multi-week contain**
- 151.86 **** multi-week contain**
- 150.90 * minor
- 148.15 * intra-day containment
- 147.00 * minor
- 145.70 * minor
- 143.71 * session containment UP**
- 142.43 * minor
- 141.48 * minor
- 140.76 * intra-day containment
- 139.94 * minor
- 138.46 * minor
- 137.00 * session containment**
- 136.59 * session containment**
- 133.50 * minor
- 132.50 * minor
- 131.60 * minor
- 130.53 *** weekly containment DP**

Feb Mar Apr May Jun Jul Aug Sep Oct Nov Dec Jan 24 Feb Mar Apr May Jun Jul Aug Sep Oct Nov Dec Jan Feb Mar Apr May
 CQG Inc. © 2024 All rights reserved worldwide. <https://www.cqg.com> S:NVDA - NVIDIA Corp, Weekly | Sat Oct 26 2024 16:35:15, CQG 24.12.8085



O= 140.93
H= 144.13
L= 140.80
L= 141.54√
Δ= +1.13

NVIDIA (NVDA) - daily bar chart



Support and Resistance

- 156.40** **** multi-week contain
- 151.86** **** multi-week contain
- 150.90 * minor
- 148.15 * intra-day containment
- 147.00 * minor
- 145.70 * minor
- 143.71** * session containment UP
- 142.43 * minor
- 141.48 * minor
- 140.76 * intra-day containment
- 139.94 * minor
- 138.46 * minor
- 137.00** * session containment
- 136.59** * session containment
- 133.50 * minor
- 132.50 * minor
- 131.60 * minor
- 130.53** *** weekly containment DP



O= 140.93
H= 144.13
L= 140.80
L= 141.54✓
Δ= +1.13

NVIDIA (NVDA) - daily bar chart



Support and Resistance

- 156.40 **** multi-week contain**
- 151.86 **** multi-week contain**
- 150.90 * minor
- 148.15 * intra-day containment
- 147.00 * minor
- 145.70 * minor
- 143.71 * session containment UP**
- 142.43 * minor
- 141.48 * minor
- 140.76 *** intra-day containment
- 139.94 * minor
- 138.46 * minor
- 137.00 * session containment**
- 136.59 * session containment**
- 133.50 * minor
- 132.50 * minor
- 131.60 * minor
- 130.53 *** weekly containment DP**



O= 140.93
 H= 144.13
 L= 140.80
 L= 141.54✓
 Δ= +1.13

NVIDIA (NVDA) - daily chart



Support and Resistance

- 156.40** **** multi-week contain
- 151.86** **** multi-week contain
- 150.90 * minor
- 148.15 * intra-day containment
- 147.00 * minor
- 145.70 * minor
- 143.71** * session containment UP
- 142.43 * minor
- 141.48 * minor
- 140.76 * intra-day containment
- 139.94 * minor
- 138.46 * minor
- 137.00** * session containment
- 136.59** * session containment
- 133.50 * minor
- 132.50 * minor
- 131.60 * minor
- 130.53** *** weekly containment DP



O= 140.93
 H= 144.13
 L= 140.80
 L= 141.54✓
 Δ= +1.13

NVIDIA (NVDA) - daily chart

180.00
 175.00
 170.00
 165.00
 160.00
 155.00
 150.00
 145.00
 140.00
 135.00
 130.00
 125.00
 120.00
 115.00
 110.00
 105.00
 95.00
 90.00
 85.00



Support and Resistance

- 156.40 **** multi-week contain**
- 151.86 **** multi-week contain**
- 150.90 * minor
- 148.15 * intra-day containment
- 147.00 * minor
- 145.70 * minor
- 143.71 * session containment UP**
- 142.43 * minor
- 141.48 * minor
- 140.76 * intra-day containment
- 139.94 * minor
- 138.46 * minor
- 137.00 * session containment**
- 136.59 * session containment**
- 133.50 * minor
- 132.50 * minor
- 131.60 * minor
- 130.53 *** weekly containment DP**

Jun 28 03 10 17 24 Jul 01 08 15 22 29 01 05 12 19 26 03 09 16 23 01 07 14 21 28 01 11 18 25
 COG Inc. © 2024 All rights reserved worldwide. <https://www.cqg.com> S.NVDA - NVIDIA Corp, Daily | Sat Oct 26 2024 16:46:56, COG 24-12-8083



O= 140.93
 H= 144.13
 L= 140.80
 L= 141.54✓
 Δ= +1.13

NVIDIA (NVDA) - daily chart



Support and Resistance

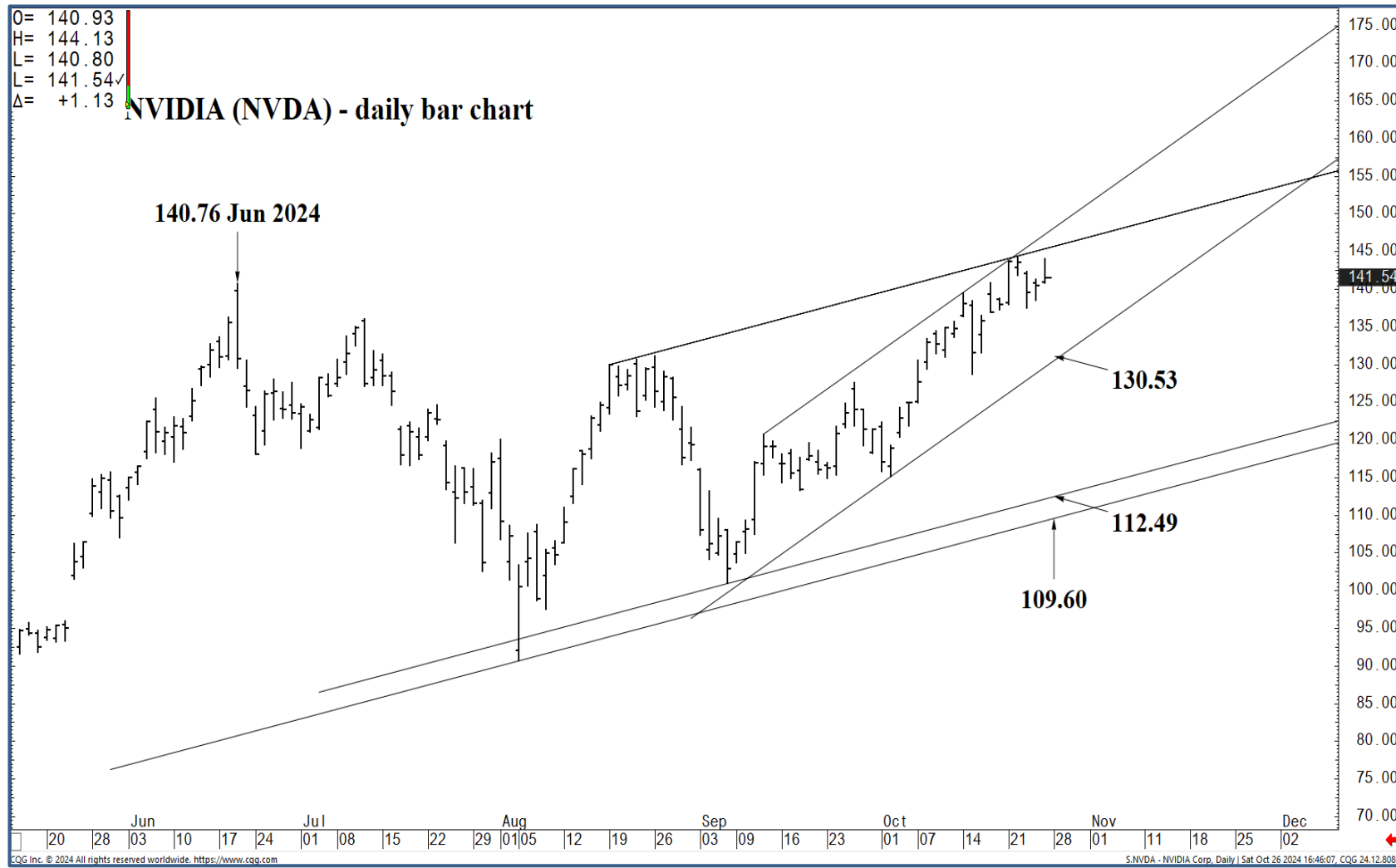
- 156.40 **** multi-week contain**
- 151.86 **** multi-week contain**
- 150.90 * minor
- 148.15 * intra-day containment
- 147.00 * minor
- 145.70 * minor
- 143.71 * session containment UP**
- 142.43 * minor
- 141.48 * minor
- 140.76 * intra-day containment
- 139.94 * minor
- 138.46 * minor
- 137.00 * session containment**
- 136.59 * session containment**
- 133.50 * minor
- 132.50 * minor
- 131.60 * minor
- 130.53 *** weekly containment DP**



O= 140.93
 H= 144.13
 L= 140.80
 L= 141.54
 Δ= +1.13

NVIDIA (NVDA) - daily bar chart

140.76 Jun 2024



Support and Resistance

- 156.40** **** multi-week contain
- 151.86** **** multi-week contain
- 150.90 * minor
- 148.15 * intra-day containment
- 147.00 * minor
- 145.70 * minor
- 143.71** * session containment UP
- 142.43 * minor
- 141.48 * minor
- 140.76 * intra-day containment
- 139.94 * minor
- 138.46 * minor
- 137.00** * session containment
- 136.59** * session containment
- 133.50 * minor
- 132.50 * minor
- 131.60 * minor
- 130.53** *** weekly containment DP

