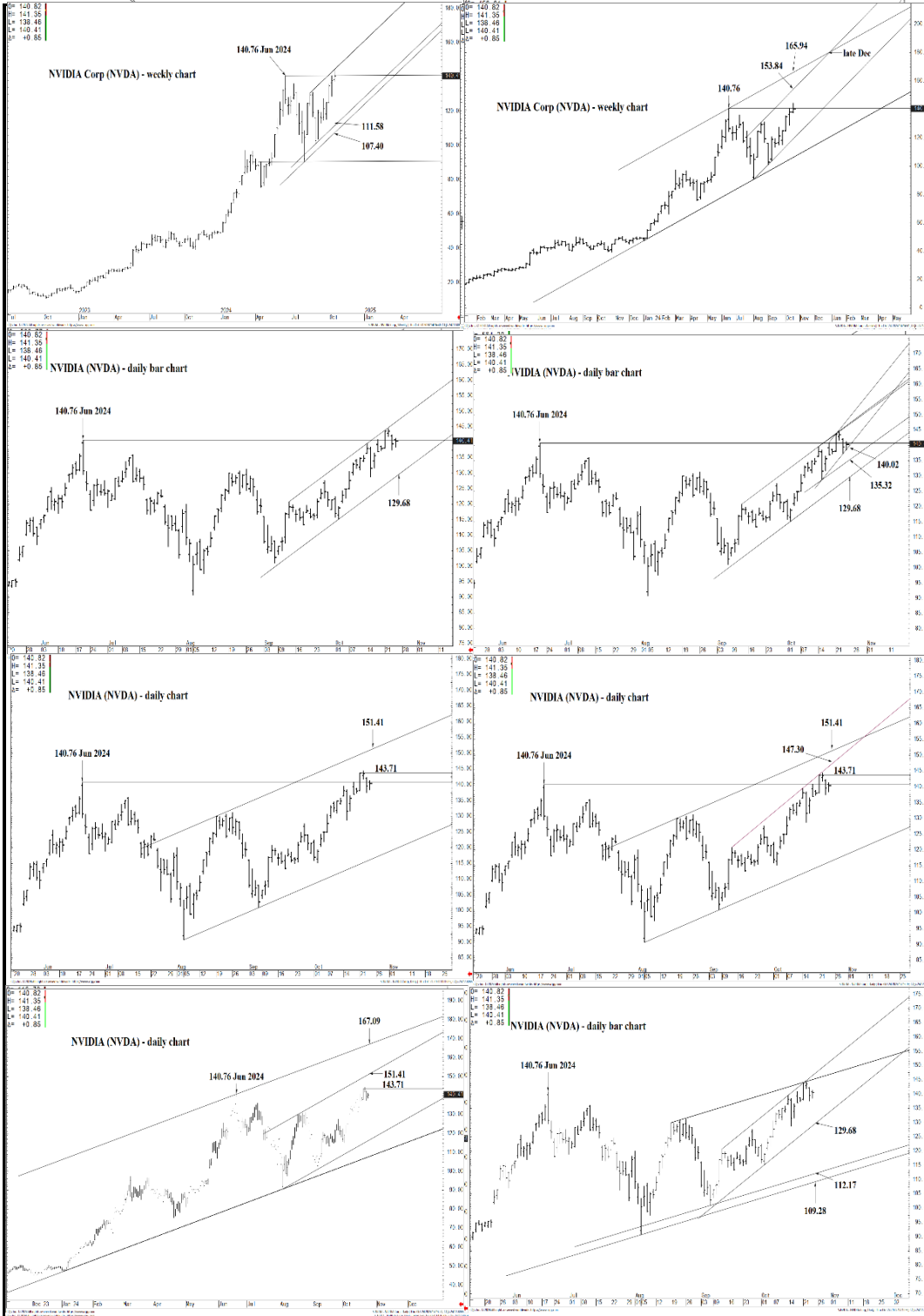




WICKED STOCKS

DIRECTIONAL CLARITY FOR THE ACTIVE INVESTOR

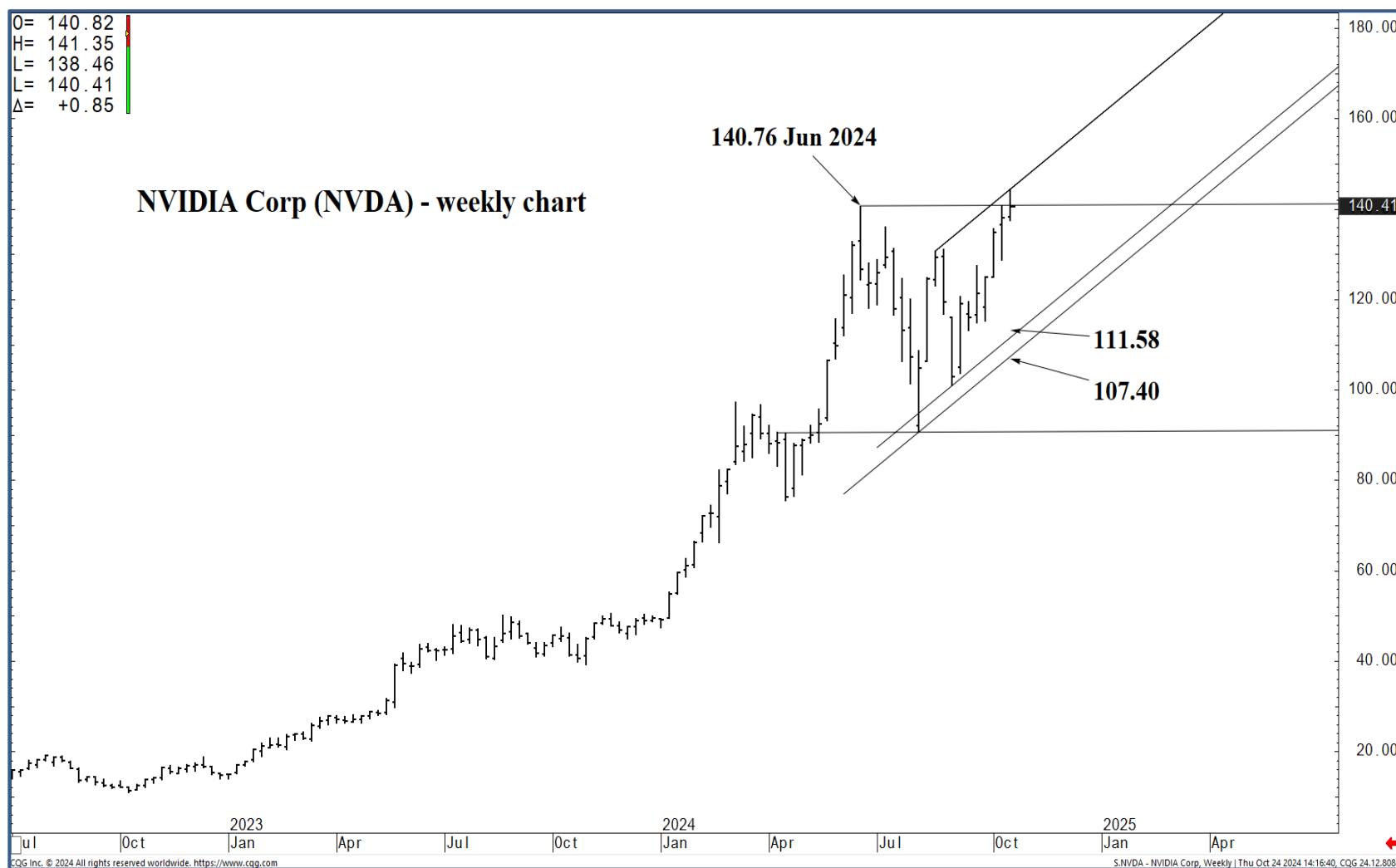


Support and Resistance

- 153.84 **** multi-week contain**
- 151.41 **** multi-week contain**
- 148.67 * minor
- 147.30 * intra-day containment
- 144.42 * minor
- 143.71 * session containment UP**
- 142.43 * minor
- 141.76 * intra-day containment
- 140.76 * minor
- 140.02 * minor
- 138.46 * intra-day containment
- 137.46 * minor
- 135.32 * session containment**
- 133.50 * minor
- 132.50 * minor
- 131.60 * minor
- 129.68 *** weekly containment DP**

O= 140.82
 H= 141.35
 L= 138.46
 L= 140.41
 Δ= +0.85

NVIDIA Corp (NVDA) - weekly chart



Support and Resistance

- 153.84** **** multi-week contain
- 151.41** **** multi-week contain
- 148.67 * minor
- 147.30 * intra-day containment
- 144.42 * minor
- 143.71** * session containment UP
- 142.43 * minor
- 141.76 * intra-day containment
- 140.76 * minor
- 140.02 * minor
- 138.46 * intra-day containment
- 137.46 * minor
- 135.32** * session containment
- 133.50 * minor
- 132.50 * minor
- 131.60 * minor
- 129.68** *** weekly containment DP



O= 140.82
 H= 141.35
 L= 138.46
 L= 140.41
 Δ= +0.85

NVIDIA Corp (NVDA) - weekly chart



Support and Resistance

- 153.84 **** multi-week contain**
- 151.41 **** multi-week contain**
- 148.67 * minor
- 147.30 * intra-day containment
- 144.42 * minor
- 143.71 * session containment UP**
- 142.43 * minor
- 141.76 * intra-day containment
- 140.76 * minor
- 140.02 * minor
- 138.46 * intra-day containment
- 137.46 * minor
- 135.32 * session containment**
- 133.50 * minor
- 132.50 * minor
- 131.60 * minor
- 129.68 *** weekly containment DP**

Feb Mar Apr May Jun Jul Aug Sep Oct Nov Dec Jan 24 Feb Mar Apr May Jun Jul Aug Sep Oct Nov Dec Jan Feb Mar Apr May
 CQG Inc. © 2024 All rights reserved worldwide. <https://www.cqg.com> S:NVDA - NVIDIA Corp, Weekly | Thu Oct 24 2024 14:16:51, CQG 24.12.8088



O= 140.82
 H= 141.35
 L= 138.46
 L= 140.41
 Δ= +0.85

NVIDIA (NVDA) - daily bar chart



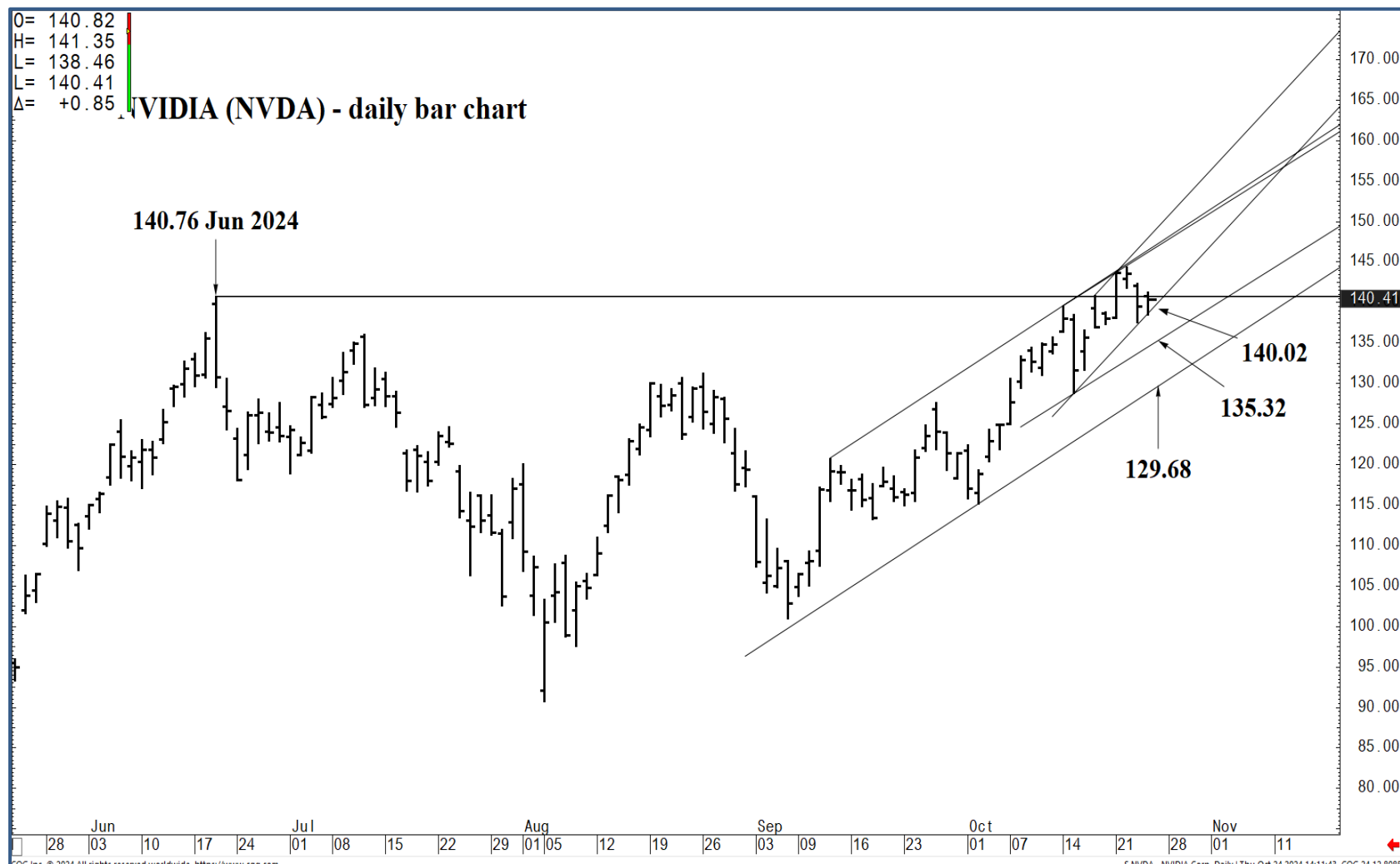
Support and Resistance

- 153.84** **** multi-week contain
- 151.41** **** multi-week contain
- 148.67 * minor
- 147.30 * intra-day containment
- 144.42 * minor
- 143.71** * session containment UP
- 142.43 * minor
- 141.76 * intra-day containment
- 140.76 * minor
- 140.02 * minor
- 138.46 * intra-day containment
- 137.46 * minor
- 135.32** * session containment
- 133.50 * minor
- 132.50 * minor
- 131.60 * minor
- 129.68** *** weekly containment DP



O= 140.82
 H= 141.35
 L= 138.46
 L= 140.41
 Δ= +0.85

NVIDIA (NVDA) - daily bar chart



Support and Resistance

- 153.84 **** multi-week contain**
- 151.41 **** multi-week contain**
- 148.67 * minor
- 147.30 * intra-day containment
- 144.42 * minor
- 143.71 * session containment UP**
- 142.43 * minor
- 141.76 * intra-day containment
- 140.76 * minor
- 140.02 * minor
- 138.46 * intra-day containment
- 137.46 * minor
- 135.32 * session containment**
- 133.50 * minor
- 132.50 * minor
- 131.60 * minor
- 129.68 *** weekly containment DP**



O= 140.82
 H= 141.35
 L= 138.46
 L= 140.41
 Δ= +0.85

NVIDIA (NVDA) - daily chart



Support and Resistance

- 153.84** **** multi-week contain
- 151.41** **** multi-week contain
- 148.67 * minor
- 147.30 * intra-day containment
- 144.42 * minor
- 143.71** * session containment UP
- 142.43 * minor
- 141.76 * intra-day containment
- 140.76 * minor
- 140.02 * minor
- 138.46 * intra-day containment
- 137.46 * minor
- 135.32** * session containment
- 133.50 * minor
- 132.50 * minor
- 131.60 * minor
- 129.68** *** weekly containment DP



O= 140.82
H= 141.35
L= 138.46
C= 140.41
Δ= +0.85

NVIDIA (NVDA) - daily chart

180.00
175.00
170.00
165.00
160.00
155.00
150.00
145.00
140.00
135.00
130.00
125.00
120.00
115.00
110.00
105.00
95.00
90.00
85.00

Support and Resistance

- 153.84 **** multi-week contain**
- 151.41 **** multi-week contain**
- 148.67 * minor
- 147.30 * intra-day containment
- 144.42 * minor
- 143.71 * session containment UP**
- 142.43 * minor
- 141.76 * intra-day containment
- 140.76 * minor
- 140.02 * minor
- 138.46 * intra-day containment
- 137.46 * minor
- 135.32 * session containment**
- 133.50 * minor
- 132.50 * minor
- 131.60 * minor
- 129.68 *** weekly containment DP**

140.76 Jun 2024

151.41
147.30
143.71

Jun 20 28 03 10 17 24 Jul 01 08 15 22 29 Aug 05 12 19 26 03 09 16 23 Oct 01 07 14 21 28 Nov 01 11 18 25

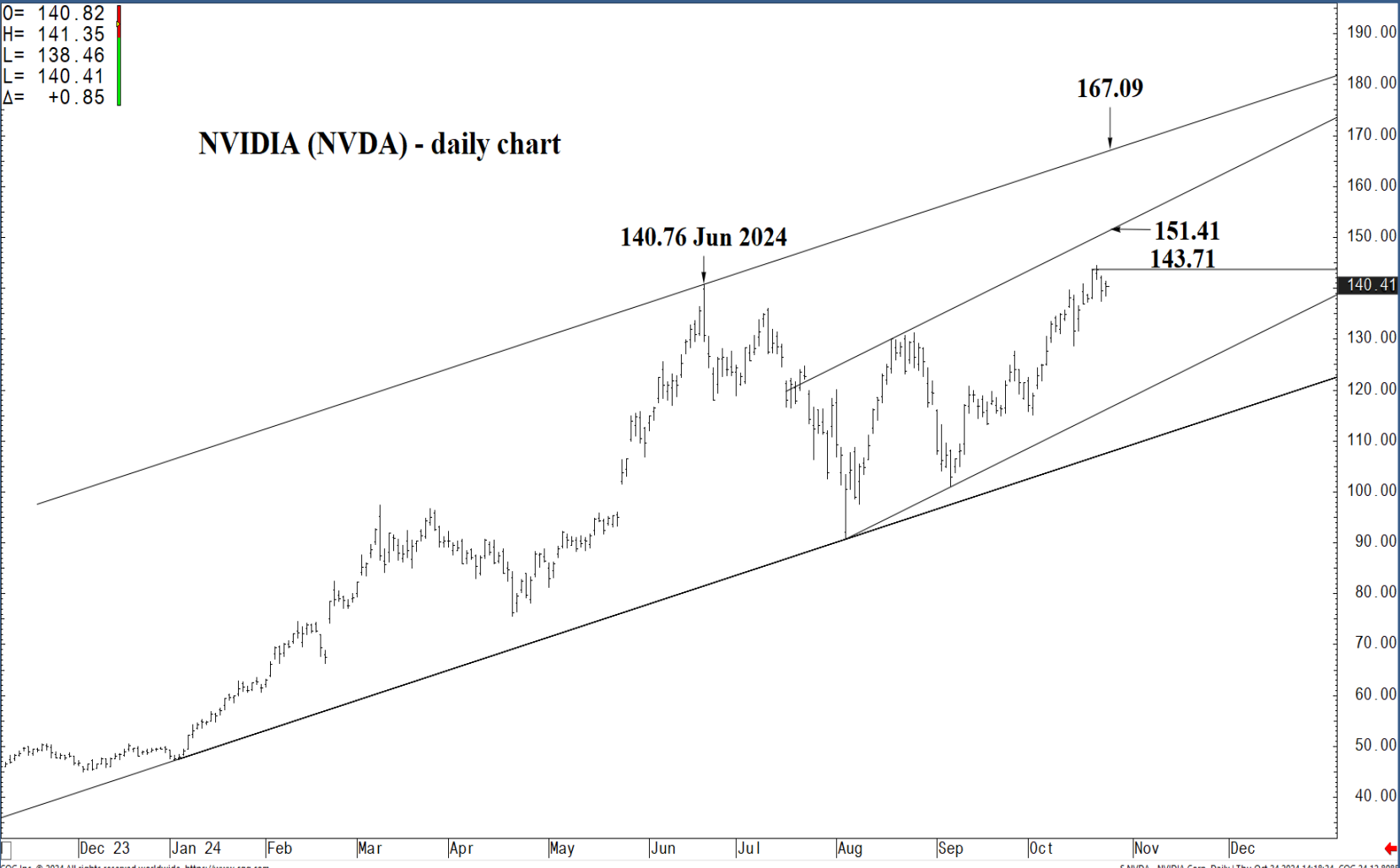
COG Inc. © 2024 All rights reserved worldwide. <https://www.cqg.com>

S:NVDA - NVIDIA Corp, Daily | Thu Oct 24 2024 14:13:09, COG 24-12-8083



O= 140.82
H= 141.35
L= 138.46
L= 140.41
Δ= +0.85

NVIDIA (NVDA) - daily chart



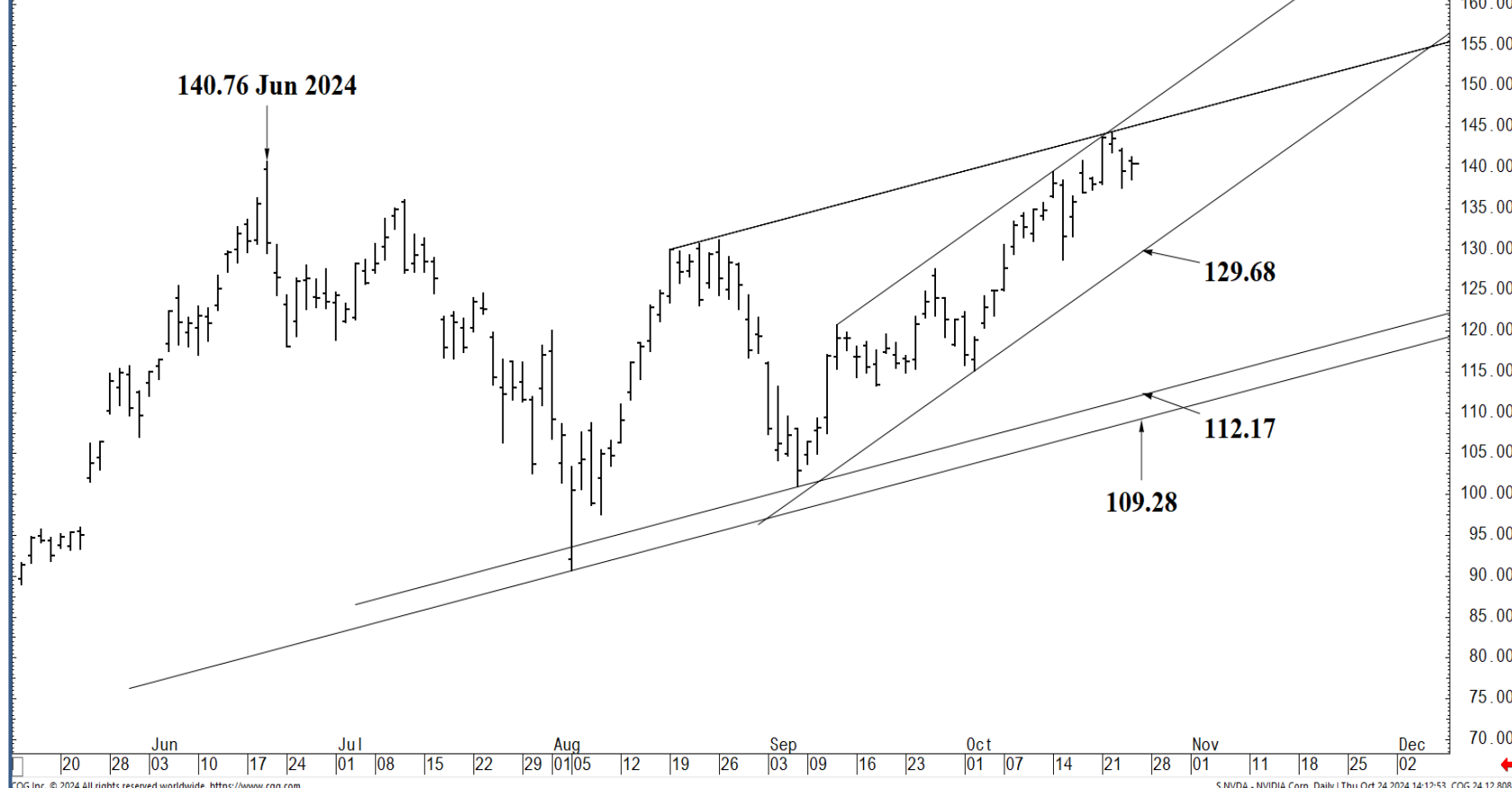
Support and Resistance

- 153.84 **** multi-week contain**
- 151.41 **** multi-week contain**
- 148.67 * minor
- 147.30 * intra-day containment
- 144.42 * minor
- 143.71 * session containment UP**
- 142.43 * minor
- 141.76 * intra-day containment
- 140.76 * minor
- 140.02 * minor
- 138.46 * intra-day containment
- 137.46 * minor
- 135.32 * session containment**
- 133.50 * minor
- 132.50 * minor
- 131.60 * minor
- 129.68 *** weekly containment DP**



O= 140.82
 H= 141.35
 L= 138.46
 L= 140.41
 Δ= +0.85

NVIDIA (NVDA) - daily bar chart



Support and Resistance

- 153.84** **** multi-week contain
- 151.41** **** multi-week contain
- 148.67 * minor
- 147.30 * intra-day containment
- 144.42 * minor
- 143.71** * session containment UP
- 142.43 * minor
- 141.76 * intra-day containment
- 140.76 * minor
- 140.02 * minor
- 138.46 * intra-day containment
- 137.46 * minor
- 135.32** * session containment
- 133.50 * minor
- 132.50 * minor
- 131.60 * minor
- 129.68** *** weekly containment DP

