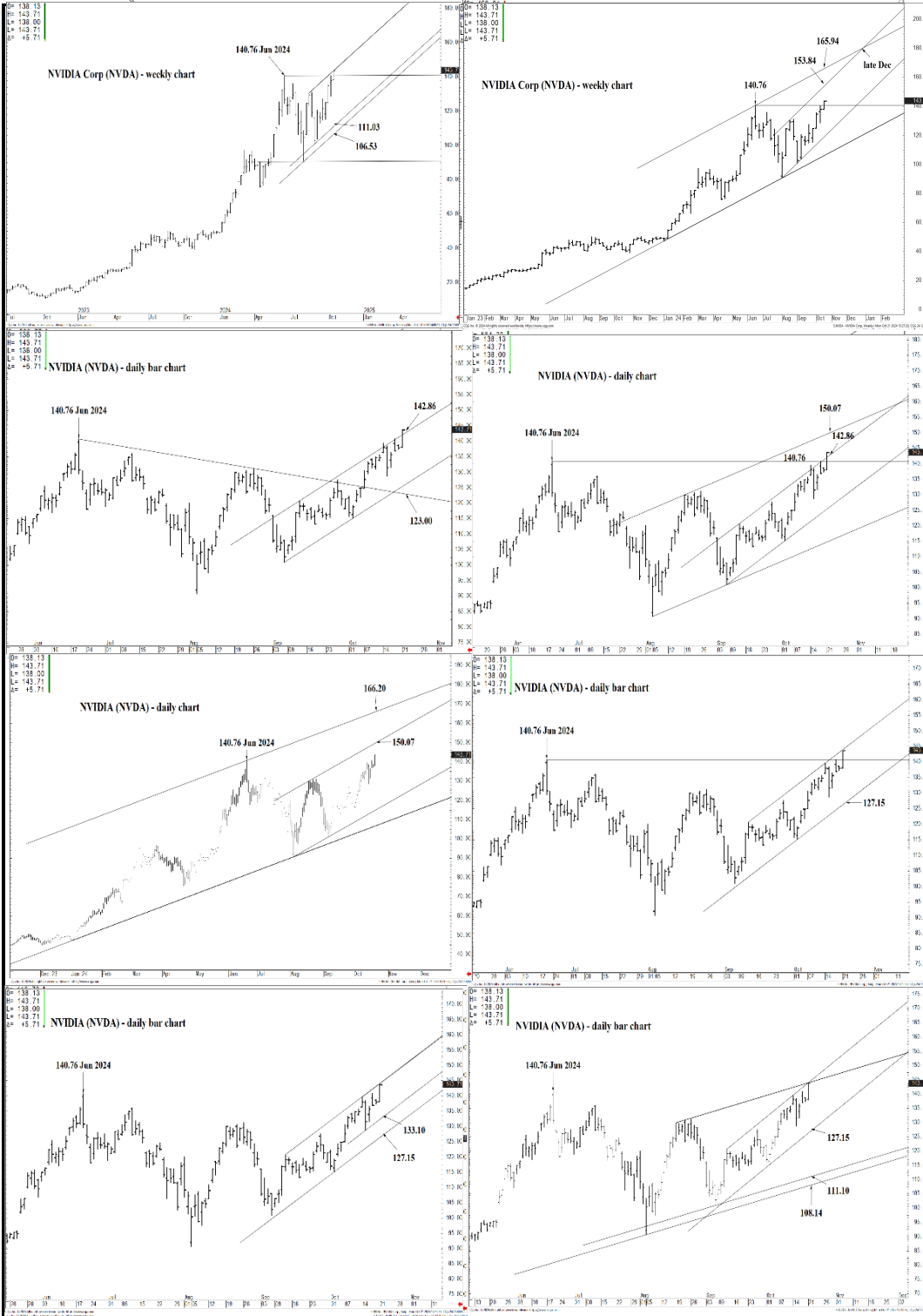




WICKED STOCKS

DIRECTIONAL CLARITY FOR THE ACTIVE INVESTOR

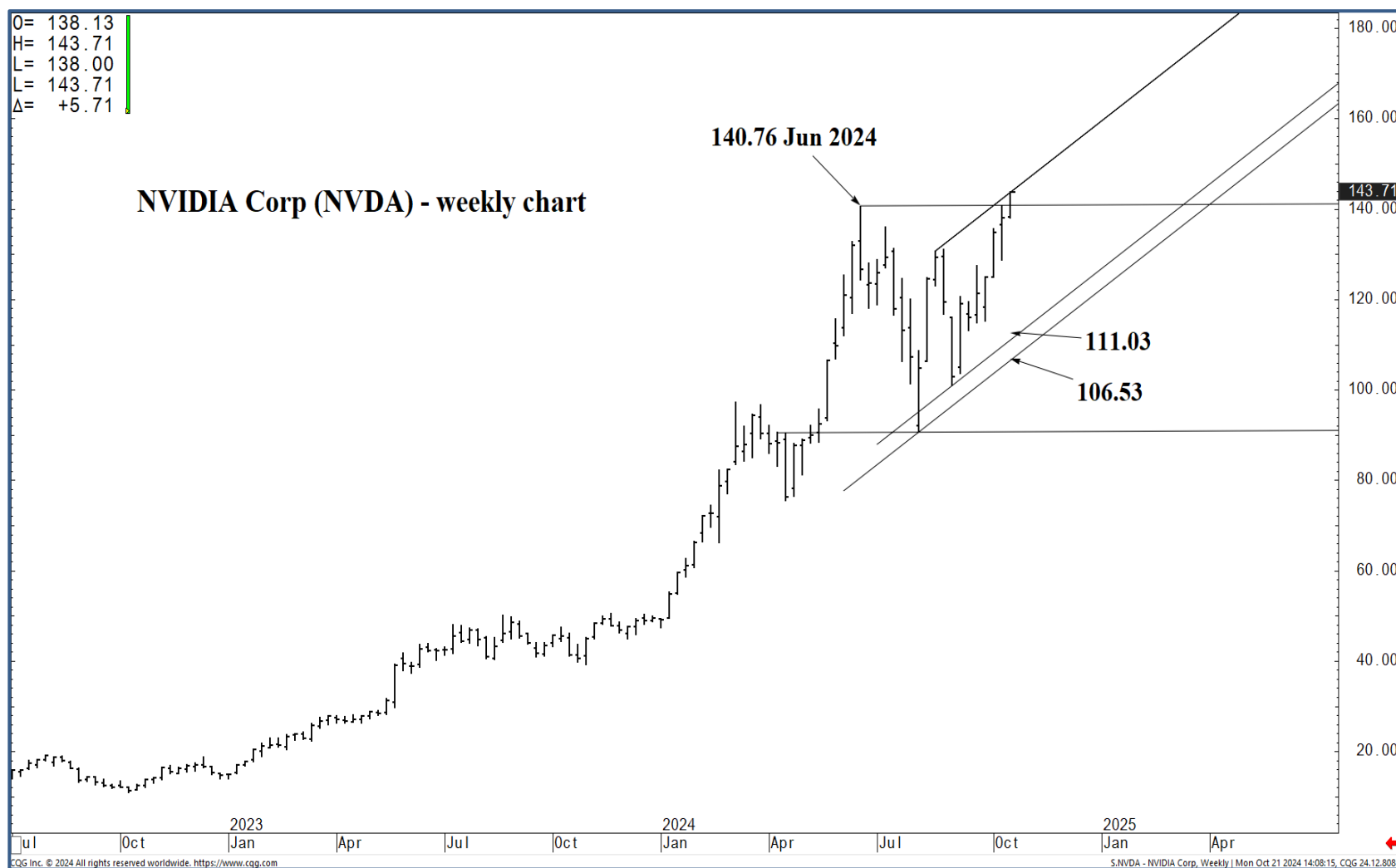


Support and Resistance

- 153.84 **** multi-week contain**
- 150.07 **** multi-week contain**
- 148.67 * minor
- 147.84 * intra-day containment
- 144.73 * minor
- 143.71 * minor
- 142.86 * session containment UP**
- 140.76 * session containment DP**
- 139.60 * minor
- 138.00 * intra-day containment
- 136.35 * minor
- 134.55 * minor
- 133.10 * session containment**
- 131.60 * minor
- 128.74 * minor
- 127.15 *** weekly containment DP**
- 123.00 * minor
- 122.85 * minor
- 121.50 * minor
- 120.92 * intra-day containment

O= 138.13
 H= 143.71
 L= 138.00
 L= 143.71
 Δ= +5.71

NVIDIA Corp (NVDA) - weekly chart



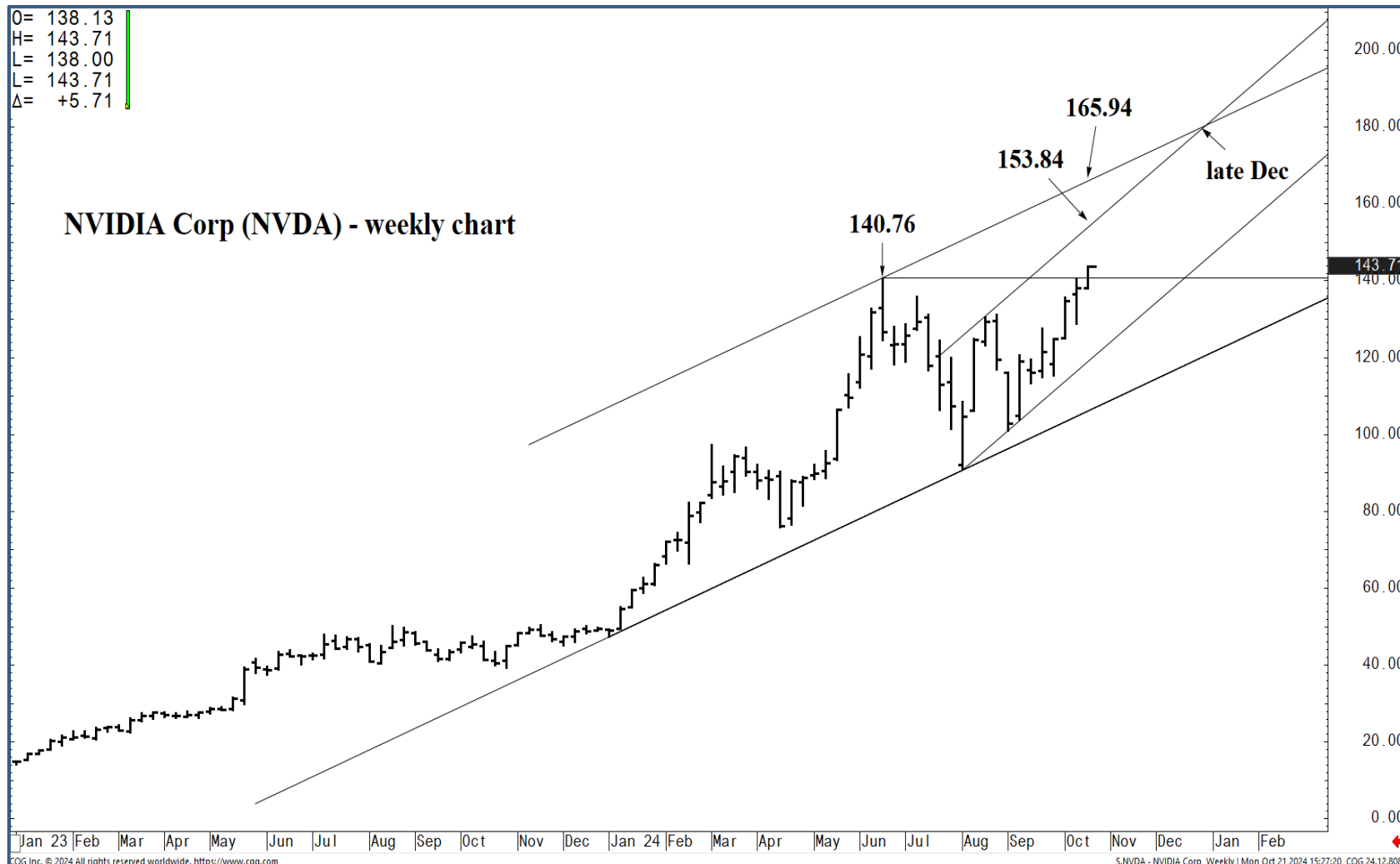
Support and Resistance

- 153.84 **** multi-week contain**
- 150.07 **** multi-week contain**
- 148.67 * minor
- 147.84 * intra-day containment
- 144.73 * minor
- 143.71 * minor
- 142.86 * session containment UP**
- 140.76 * session containment DP**
- 139.60 * minor
- 138.00 * intra-day containment
- 136.35 * minor
- 134.55 * minor
- 133.10 * session containment**
- 131.60 * minor
- 128.74 * minor
- 127.15 *** weekly containment DP**
- 123.00 * minor
- 122.85 * minor
- 121.50 * minor
- 120.92 * intra-day containment



O= 138.13
H= 143.71
L= 138.00
L= 143.71
Δ= +5.71

NVIDIA Corp (NVDA) - weekly chart



Support and Resistance

- 153.84 **** multi-week contain**
- 150.07 **** multi-week contain**
- 148.67 * minor
- 147.84 * intra-day containment
- 144.73 * minor
- 143.71 * minor
- 142.86 * session containment UP**
- 140.76 * session containment DP**
- 139.60 * minor
- 138.00 * intra-day containment
- 136.35 * minor
- 134.55 * minor
- 133.10 * session containment**
- 131.60 * minor
- 128.74 * minor
- 127.15 *** weekly containment DP**
- 123.00 * minor
- 122.85 * minor
- 121.50 * minor
- 120.92 * intra-day containment



O= 138.13
 H= 143.71
 L= 138.00
 L= 143.71
 Δ= +5.71

NVIDIA (NVDA) - daily bar chart



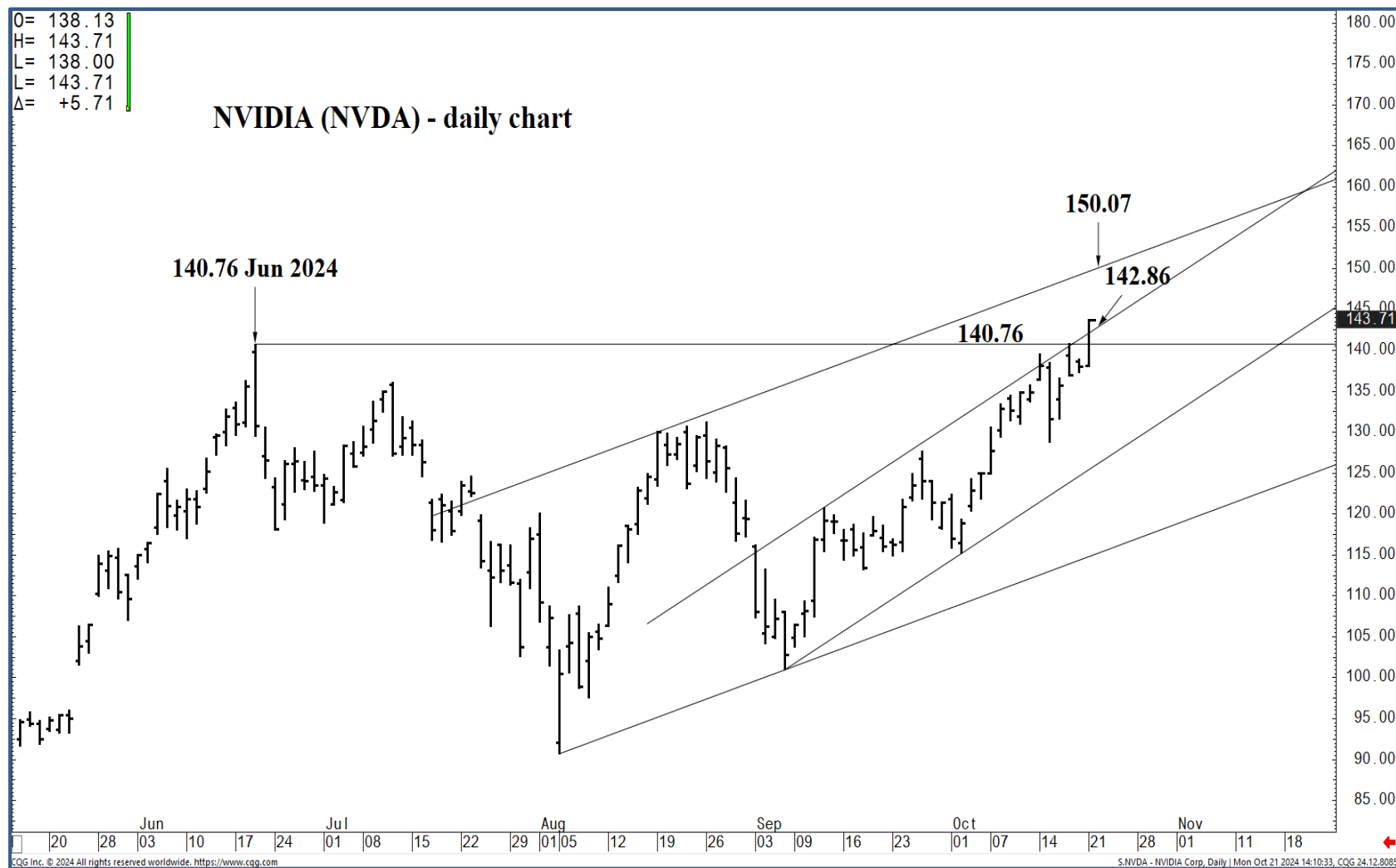
Support and Resistance

- 153.84 **** multi-week contain**
- 150.07 **** multi-week contain**
- 148.67 * minor
- 147.84 * intra-day containment
- 144.73 * minor
- 143.71 * minor
- 142.86 * session containment UP**
- 140.76 * session containment DP**
- 139.60 * minor
- 138.00 * intra-day containment
- 136.35 * minor
- 134.55 * minor
- 133.10 * session containment**
- 131.60 * minor
- 128.74 * minor
- 127.15 *** weekly containment DP**
- 123.00 * minor
- 122.85 * minor
- 121.50 * minor
- 120.92 * intra-day containment



O= 138.13
H= 143.71
L= 138.00
C= 143.71
Δ= +5.71

NVIDIA (NVDA) - daily chart



Support and Resistance

- 153.84** **** multi-week contain
- 150.07** **** multi-week contain
- 148.67 * minor
- 147.84 * intra-day containment
- 144.73 * minor
- 143.71 * minor
- 142.86** * session containment UP
- 140.76** * session containment DP
- 139.60 * minor
- 138.00 * intra-day containment
- 136.35 * minor
- 134.55 * minor
- 133.10** * session containment
- 131.60 * minor
- 128.74 * minor
- 127.15** *** weekly containment DP
- 123.00 * minor
- 122.85 * minor
- 121.50 * minor
- 120.92 * intra-day containment

CG Inc. © 2024 All rights reserved worldwide. <https://www.cqg.com> S.NVDA - NVIDIA Corp, Daily | Mon Oct 21 2024 14:10:33, CQG 24.12.8085



O= 138.13
 H= 143.71
 L= 138.00
 L= 143.71
 Δ= +5.71

NVIDIA (NVDA) - daily chart



Support and Resistance

- 153.84** **** multi-week contain
- 150.07** **** multi-week contain
- 148.67 * minor
- 147.84 * intra-day containment
- 144.73 * minor
- 143.71 * minor
- 142.86** * session containment UP
- 140.76** * session containment DP
- 139.60 * minor
- 138.00 * intra-day containment
- 136.35 * minor
- 134.55 * minor
- 133.10** * session containment
- 131.60 * minor
- 128.74 * minor
- 127.15** *** weekly containment DP
- 123.00 * minor
- 122.85 * minor
- 121.50 * minor
- 120.92 * intra-day containment

Dec 23 | Jan 24 | Feb | Mar | Apr | May | Jun | Jul | Aug | Sep | Oct | Nov | Dec

CGG Inc. © 2024 All rights reserved worldwide. <https://www.cgg.com> S.NVDA - NVIDIA Corp, Daily | Mon Oct 21 2024 14:10:52, CGG 24.12.8089



O= 138.13
H= 143.71
L= 138.00
L= 143.71
Δ= +5.71

NVIDIA (NVDA) - daily bar chart

140.76 Jun 2024

127.15

170.00
165.00
160.00
155.00
150.00
145.00
143.71
140.00
135.00
130.00
125.00
120.00
115.00
110.00
105.00
100.00
95.00
90.00
85.00
80.00
75.00

Support and Resistance

- 153.84** **** multi-week contain
- 150.07** **** multi-week contain
- 148.67 * minor
- 147.84 * intra-day containment
- 144.73 * minor
- 143.71 * minor
- 142.86** * session containment UP
- 140.76** * session containment DP
- 139.60 * minor
- 138.00 * intra-day containment
- 136.35 * minor
- 134.55 * minor
- 133.10** * session containment
- 131.60 * minor
- 128.74 * minor
- 127.15** *** weekly containment DP
- 123.00 * minor
- 122.85 * minor
- 121.50 * minor
- 120.92 * intra-day containment

Jun 03 10 17 24 Jul 01 08 15 22 29 Aug 05 12 19 26 Sep 03 09 16 23 Oct 01 07 14 21 Nov 01 11

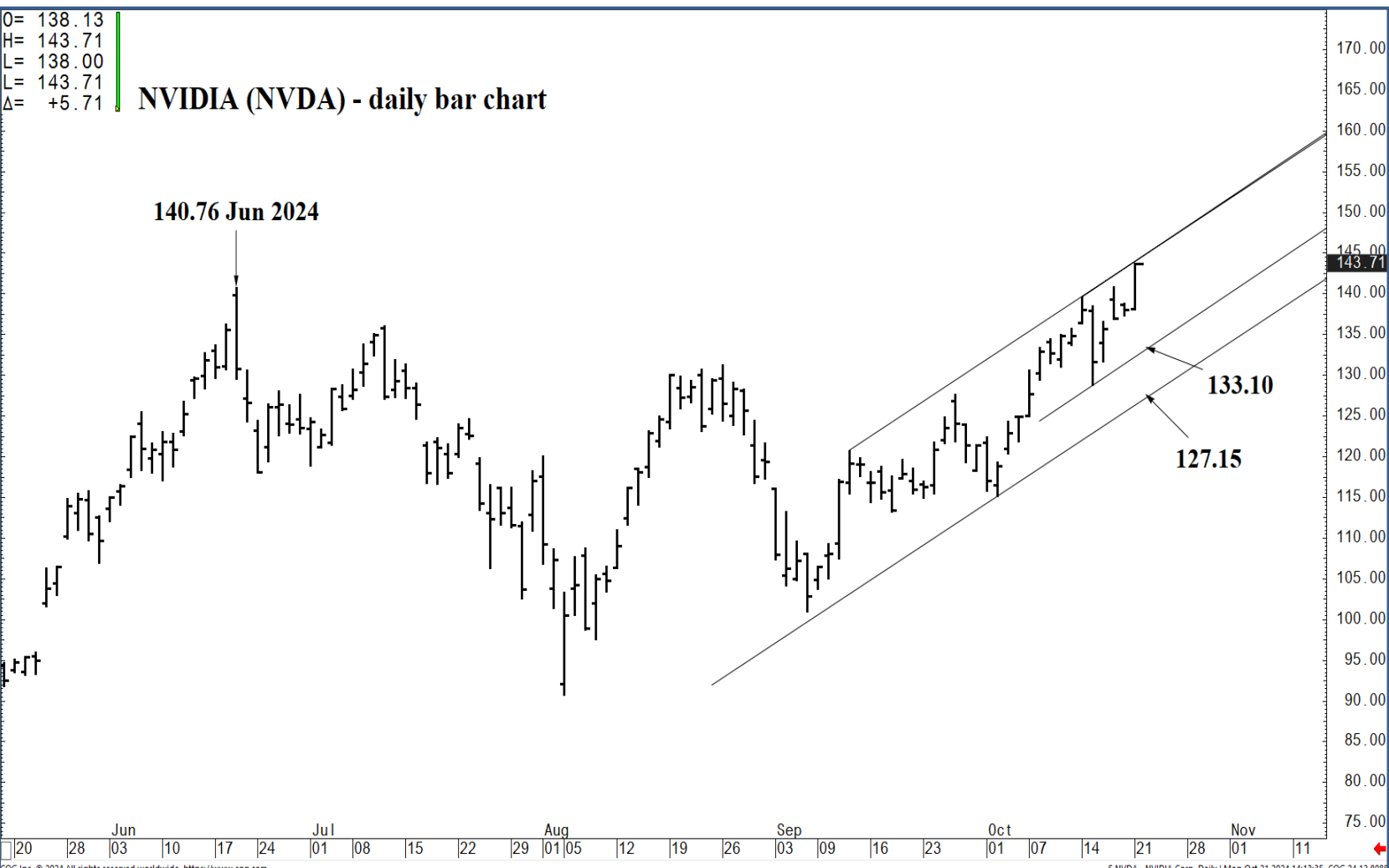
COG Inc. © 2024 All rights reserved worldwide. <https://www.cqg.com> S.NVDA - NVIDIA Corp, Daily | Mon Oct 21 2024 14:12:49, COG 24-12.8083



O= 138.13
H= 143.71
L= 138.00
L= 143.71
Δ= +5.71

NVIDIA (NVDA) - daily bar chart

140.76 Jun 2024



Support and Resistance

- 153.84 **** multi-week contain**
- 150.07 **** multi-week contain**
- 148.67 * minor
- 147.84 * intra-day containment
- 144.73 * minor
- 143.71 * minor
- 142.86 * session containment UP**
- 140.76 * session containment DP**
- 139.60 * minor
- 138.00 * intra-day containment
- 136.35 * minor
- 134.55 * minor
- 133.10 * session containment**
- 131.60 * minor
- 128.74 * minor
- 127.15 *** weekly containment DP**
- 123.00 * minor
- 122.85 * minor
- 121.50 * minor
- 120.92 * intra-day containment

CGG Inc. © 2024 All rights reserved worldwide. <https://www.cgg.com>

S:NVDA - NVIDIA Corp, Daily | Mon Oct 21 2024 14:13:35, CGG 24.12.8085



O= 138.13
H= 143.71
L= 138.00
L= 143.71
Δ= +5.71

NVIDIA (NVDA) - daily bar chart

140.76 Jun 2024



Support and Resistance

- 153.84** **** multi-week contain
- 150.07** **** multi-week contain
- 148.67 * minor
- 147.84 * intra-day containment
- 144.73 * minor
- 143.71 * minor
- 142.86** * session containment UP
- 140.76** * session containment DP
- 139.60 * minor
- 138.00 * intra-day containment
- 136.35 * minor
- 134.55 * minor
- 133.10** * session containment
- 131.60 * minor
- 128.74 * minor
- 127.15** *** weekly containment DP
- 123.00 * minor
- 122.85 * minor
- 121.50 * minor
- 120.92 * intra-day containment

