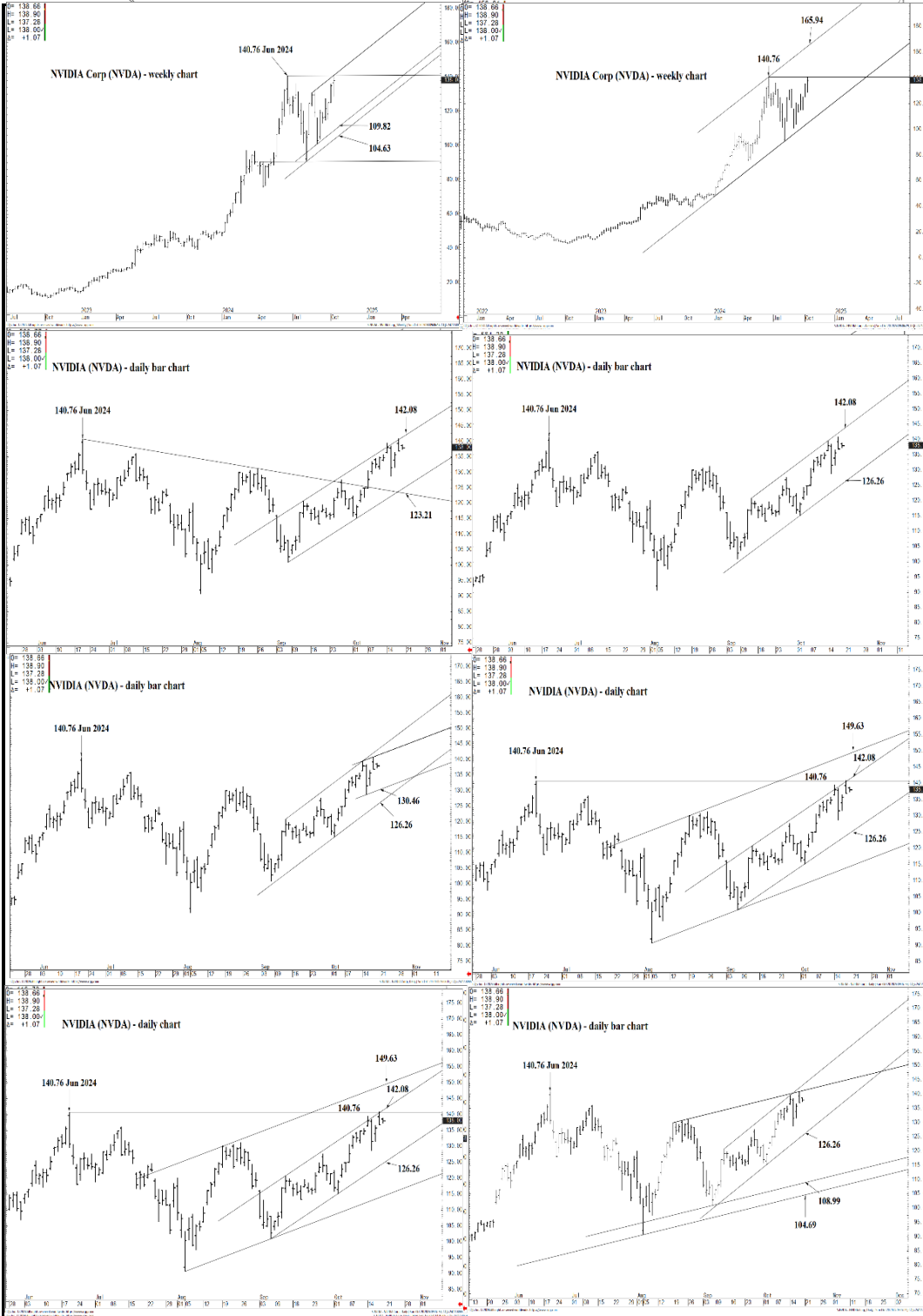




# WICKED STOCKS

DIRECTIONAL CLARITY FOR THE ACTIVE INVESTOR



## Support and Resistance

- 149.63 \*\*\*\* multi-week contain**
- 146.71 \* minor
- 145.64 \* intra-day containment
- 143.02 \* minor
- 142.08 \*\*\*\* weekly containment UP**
- 140.76 \*\*\*\* weekly containment UP**
- 139.60 \* minor
- 138.90 \* minor
- 137.36 \* minor
- 136.62 \* intra-day containment
- 134.78 \* minor
- 133.38 \* minor
- 130.46 \*\* session containment**
- 128.74 \* minor
- 127.66 \* minor
- 126.26 \*\*\*\* weekly containment DP**
- 123.21 \* minor
- 122.85 \* minor
- 121.50 \* minor
- 120.92 \* intra-day containment

O= 138.66  
 H= 138.90  
 L= 137.28  
 L= 138.00✓  
 Δ= +1.07

# NVIDIA Corp (NVDA) - weekly chart



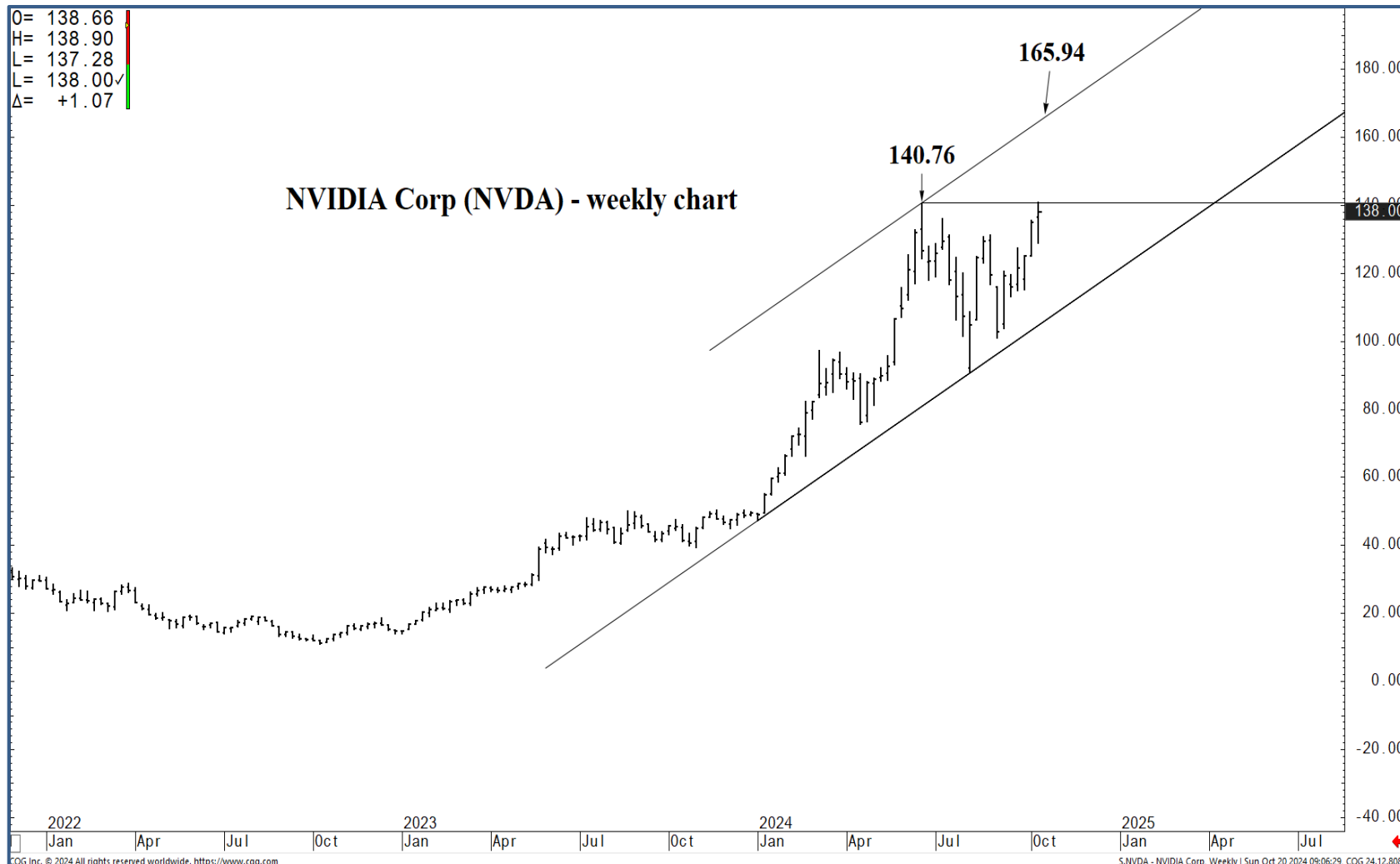
## Support and Resistance

- 149.63 \*\*\*\* multi-week contain**
- 146.71 \* minor
- 145.64 \* intra-day containment
- 143.02 \* minor
- 142.08 \*\*\* weekly containment UP**
- 140.76 \*\*\* weekly containment UP**
- 139.60 \* minor
- 138.90 \* minor
- 137.36 \* minor
- 136.62 \* intra-day containment
- 134.78 \* minor
- 133.38 \* minor
- 130.46 \* session containment**
- 128.74 \* minor
- 127.66 \* minor
- 126.26 \*\*\* weekly containment DP**
- 123.21 \* minor
- 122.85 \* minor
- 121.50 \* minor
- 120.92 \* intra-day containment



O= 138.66  
 H= 138.90  
 L= 137.28  
 L= 138.00✓  
 Δ= +1.07

## NVIDIA Corp (NVDA) - weekly chart



### Support and Resistance

- 149.63 \*\*\*\* multi-week contain**
- 146.71 \* minor
- 145.64 \* intra-day containment
- 143.02 \* minor
- 142.08 \*\*\* weekly containment UP**
- 140.76 \*\*\* weekly containment UP**
- 139.60 \* minor
- 138.90 \* minor
- 137.36 \* minor
- 136.62 \* intra-day containment
- 134.78 \* minor
- 133.38 \* minor
- 130.46 \* session containment**
- 128.74 \* minor
- 127.66 \* minor
- 126.26 \*\*\* weekly containment DP**
- 123.21 \* minor
- 122.85 \* minor
- 121.50 \* minor
- 120.92 \* intra-day containment

2022 Jan Apr Jul Oct 2023 Jan Apr Jul Oct 2024 Jan Apr Jul Oct 2025 Jan Apr Jul

COG Inc. © 2024 All rights reserved worldwide. <https://www.cog.com>

S:NVDA - NVIDIA Corp, Weekly | Sun Oct 20 2024 09:06:29, COG 24.12.8085



O= 138.66  
 H= 138.90  
 L= 137.28  
 L= 138.00✓  
 Δ= +1.07

## NVIDIA (NVDA) - daily bar chart



### Support and Resistance

- 149.63 \*\*\*\* multi-week contain**
- 146.71 \* minor
- 145.64 \* intra-day containment
- 143.02 \* minor
  
- 142.08 \*\*\* weekly containment UP**
- 140.76 \*\*\* weekly containment UP**
  
- 139.60 \* minor
- 138.90 \* minor
- 137.36 \* minor
- 136.62 \* intra-day containment
- 134.78 \* minor
- 133.38 \* minor
  
- 130.46 \* session containment**
- 128.74 \* minor
- 127.66 \* minor
  
- 126.26 \*\*\* weekly containment DP**
  
- 123.21 \* minor
- 122.85 \* minor
- 121.50 \* minor
- 120.92 \* intra-day containment



O= 138.66  
H= 138.90  
L= 137.28  
L= 138.00 ✓  
Δ= +1.07

# NVIDIA (NVDA) - daily bar chart



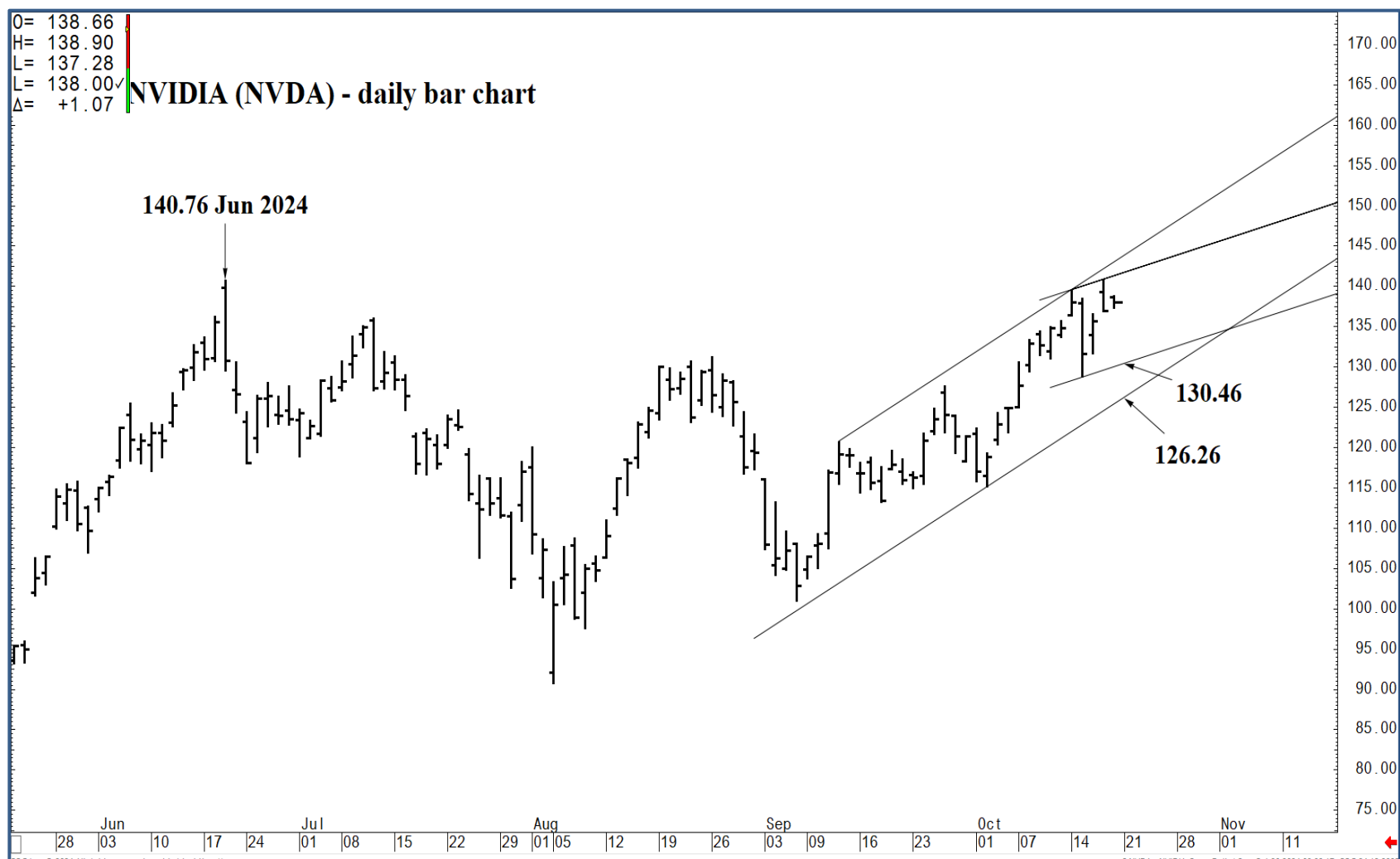
## Support and Resistance

- 149.63 \*\*\*\* multi-week contain**
- 146.71 \* minor
- 145.64 \* intra-day containment
- 143.02 \* minor
- 142.08 \*\*\* weekly containment UP**
- 140.76 \*\*\* weekly containment UP**
- 139.60 \* minor
- 138.90 \* minor
- 137.36 \* minor
- 136.62 \* intra-day containment
- 134.78 \* minor
- 133.38 \* minor
- 130.46 \* session containment**
- 128.74 \* minor
- 127.66 \* minor
- 126.26 \*\*\* weekly containment DP**
- 123.21 \* minor
- 122.85 \* minor
- 121.50 \* minor
- 120.92 \* intra-day containment



O= 138.66  
 H= 138.90  
 L= 137.28  
 L= 138.00  
 Δ= +1.07

# NVIDIA (NVDA) - daily bar chart



## Support and Resistance

- 149.63** \*\*\*\* multi-week contain
- 146.71 \* minor
- 145.64 \* intra-day containment
- 143.02 \* minor
- 142.08** \*\*\* weekly containment UP
- 140.76** \*\*\* weekly containment UP
- 139.60 \* minor
- 138.90 \* minor
- 137.36 \* minor
- 136.62 \* intra-day containment
- 134.78 \* minor
- 133.38 \* minor
- 130.46** \* session containment
- 128.74 \* minor
- 127.66 \* minor
- 126.26** \*\*\* weekly containment DP
- 123.21 \* minor
- 122.85 \* minor
- 121.50 \* minor
- 120.92 \* intra-day containment



O= 138.66  
 H= 138.90  
 L= 137.28  
 L= 138.00  
 Δ= +1.07

# NVIDIA (NVDA) - daily chart



### Support and Resistance

<b>149.63 ****</b>	<b>multi-week contain</b>
146.71 *	minor
145.64 *	intra-day containment
143.02 *	minor
<b>142.08 ***</b>	<b>weekly containment UP</b>
<b>140.76 ***</b>	<b>weekly containment UP</b>
139.60 *	minor
138.90 *	minor
137.36 *	minor
136.62 *	intra-day containment
134.78 *	minor
133.38 *	minor
<b>130.46 *</b>	<b>session containment</b>
128.74 *	minor
127.66 *	minor
<b>126.26 ***</b>	<b>weekly containment DP</b>
123.21 *	minor
122.85 *	minor
121.50 *	minor
120.92 *	intra-day containment

COG Inc. © 2024 All rights reserved worldwide. <https://www.cqg.com> S.NVDA - NVIDIA Corp, Daily | Sun Oct 20 2024 09:07:58, COG 24-12-8083



O= 138.66  
 H= 138.90  
 L= 137.28  
 L= 138.00✓  
 Δ= +1.07

# NVIDIA (NVDA) - daily chart



COG Inc. © 2024 All rights reserved worldwide. <https://www.cog.com>

S.NVDA - NVIDIA Corp, Daily | Sun Oct 20 2024 09:07:58, COG 24.12.8085

## Support and Resistance

- 149.63 \*\*\*\* multi-week contain**
- 146.71 \* minor
- 145.64 \* intra-day containment
- 143.02 \* minor
- 142.08 \*\*\* weekly containment UP**
- 140.76 \*\*\* weekly containment UP**
- 139.60 \* minor
- 138.90 \* minor
- 137.36 \* minor
- 136.62 \* intra-day containment
- 134.78 \* minor
- 133.38 \* minor
- 130.46 \* session containment**
- 128.74 \* minor
- 127.66 \* minor
- 126.26 \*\*\* weekly containment DP**
- 123.21 \* minor
- 122.85 \* minor
- 121.50 \* minor
- 120.92 \* intra-day containment





O= 138.66  
 H= 138.90  
 L= 137.28  
 L= 138.00✓  
 Δ= +1.07

## NVIDIA (NVDA) - daily bar chart



### Support and Resistance

- 149.63 \*\*\*\* multi-week contain**
- 146.71 \* minor
- 145.64 \* intra-day containment
- 143.02 \* minor
- 142.08 \*\*\* weekly containment UP**
- 140.76 \*\*\* weekly containment UP**
- 139.60 \* minor
- 138.90 \* minor
- 137.36 \* minor
- 136.62 \* intra-day containment
- 134.78 \* minor
- 133.38 \* minor
- 130.46 \* session containment**
- 128.74 \* minor
- 127.66 \* minor
- 126.26 \*\*\* weekly containment DP**
- 123.21 \* minor
- 122.85 \* minor
- 121.50 \* minor
- 120.92 \* intra-day containment

