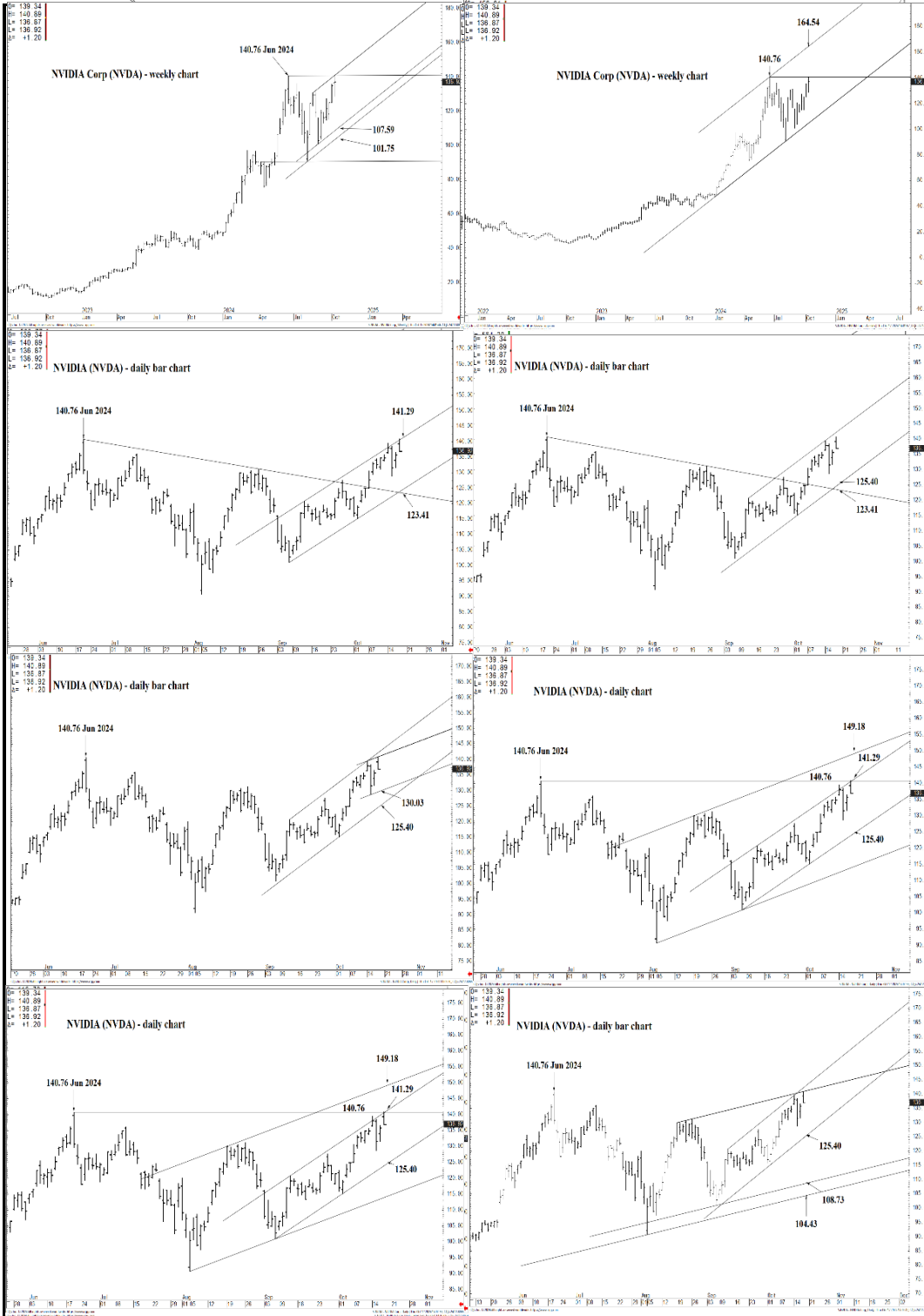




WICKED STOCKS

DIRECTIONAL CLARITY FOR THE ACTIVE INVESTOR



Support and Resistance

- 149.18 **** multi-week contain**
- 146.71 * minor
- 145.64 * intra-day containment
- 143.02 * minor
- 141.29 *** weekly containment UP**
- 140.76 *** weekly containment UP**
- 138.07 * minor
- 137.36 * minor
- 136.87 * intra-day containment
- 134.82 * minor
- 133.38 * minor
- 130.03 ** session containment**
- 128.74 * minor
- 127.66 * minor
- 125.40 *** weekly containment DP**
- 123.41 * minor
- 122.85 * minor
- 121.50 * minor
- 120.92 * intra-day containment

O= 139.34
 H= 140.89
 L= 136.87
 L= 136.92
 Δ= +1.20

NVIDIA Corp (NVDA) - weekly chart



140.76 Jun 2024

107.59

101.75

180.00
 160.00
 140.00
 136.92
 120.00
 100.00
 80.00
 60.00
 40.00
 20.00

Support and Resistance

- 149.18 **** multi-week contain**
- 146.71 * minor
- 145.64 * intra-day containment
- 143.02 * minor
- 141.29 *** weekly containment UP**
- 140.76 *** weekly containment UP**
- 138.07 * minor
- 137.36 * minor
- 136.87 * intra-day containment
- 134.82 * minor
- 133.38 * minor
- 130.03 * session containment**
- 128.74 * minor
- 127.66 * minor
- 125.40 *** weekly containment DP**
- 123.41 * minor
- 122.85 * minor
- 121.50 * minor
- 120.92 * intra-day containment

2023 Jul Oct Jan Apr Jul Oct 2024 Jan Apr Jul Oct 2025 Jan Apr

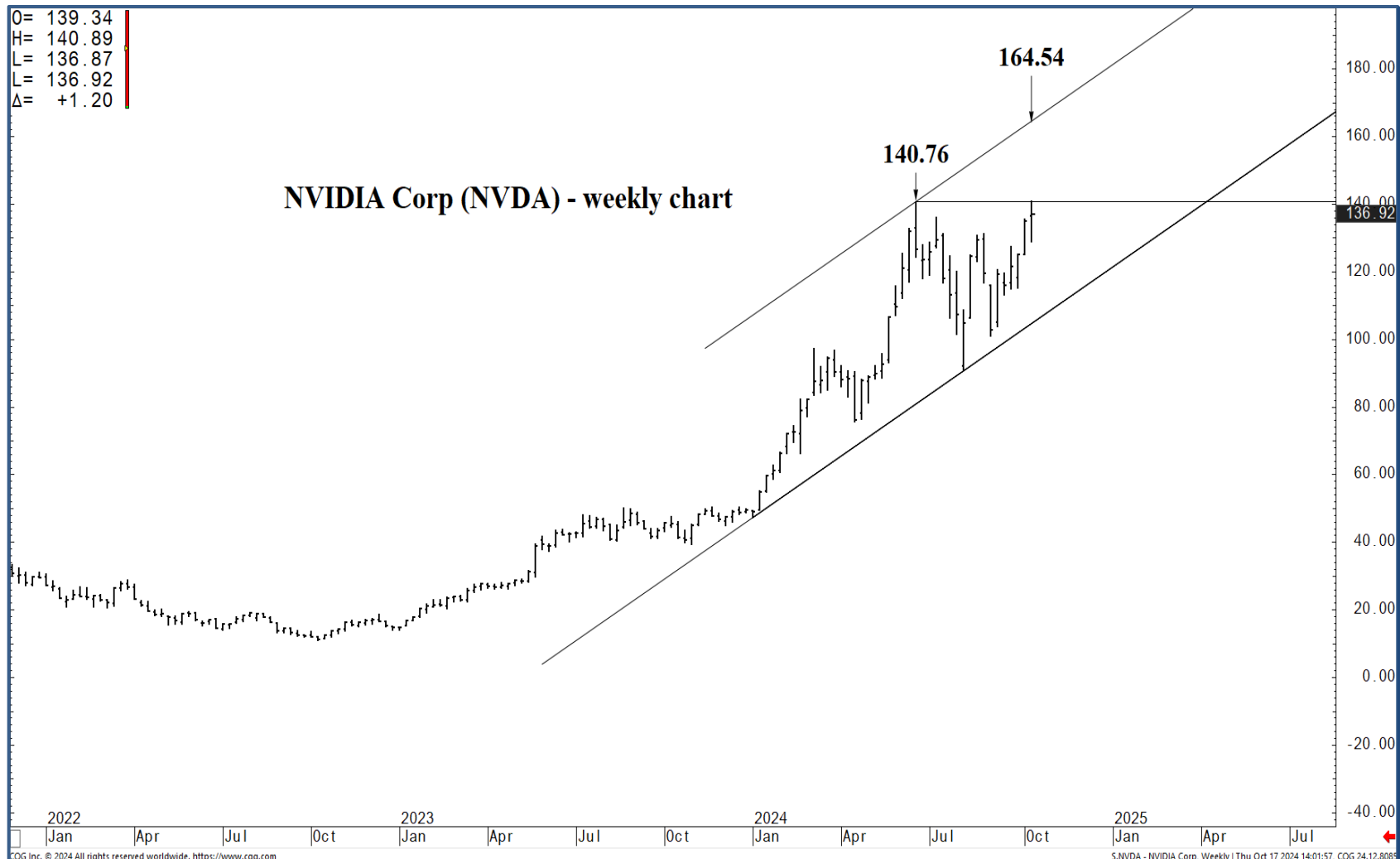
CGG Inc. © 2024 All rights reserved worldwide. <https://www.cgg.com>

S.NVDA - NVIDIA Corp, Weekly | Thu Oct 17 2024 14:01:46, CGG 24-12-8083



O= 139.34
 H= 140.89
 L= 136.87
 L= 136.92
 Δ= +1.20

NVIDIA Corp (NVDA) - weekly chart



Support and Resistance

- 149.18 **** multi-week contain**
- 146.71 * minor
- 145.64 * intra-day containment
- 143.02 * minor
- 141.29 *** weekly containment UP**
- 140.76 *** weekly containment UP**
- 138.07 * minor
- 137.36 * minor
- 136.87 * intra-day containment
- 134.82 * minor
- 133.38 * minor
- 130.03 * session containment**
- 128.74 * minor
- 127.66 * minor
- 125.40 *** weekly containment DP**
- 123.41 * minor
- 122.85 * minor
- 121.50 * minor
- 120.92 * intra-day containment

2022 Jan Apr Jul Oct 2023 Jan Apr Jul Oct 2024 Jan Apr Jul Oct 2025 Jan Apr Jul

COG Inc. © 2024 All rights reserved worldwide. <https://www.cog.com> S:NVDA - NVIDIA Corp, Weekly | Thu Oct 17 2024 14:01:57, COG 24.12.8085



O= 139.34
 H= 140.89
 L= 136.87
 L= 136.92
 Δ= +1.20

NVIDIA (NVDA) - daily bar chart



Support and Resistance

149.18 ** multi-week contain**

- 146.71 * minor
- 145.64 * intra-day containment
- 143.02 * minor

141.29 * weekly containment UP**

140.76 * weekly containment UP**

- 138.07 * minor
- 137.36 * minor
- 136.87 * intra-day containment
- 134.82 * minor
- 133.38 * minor

130.03 * session containment

- 128.74 * minor
- 127.66 * minor

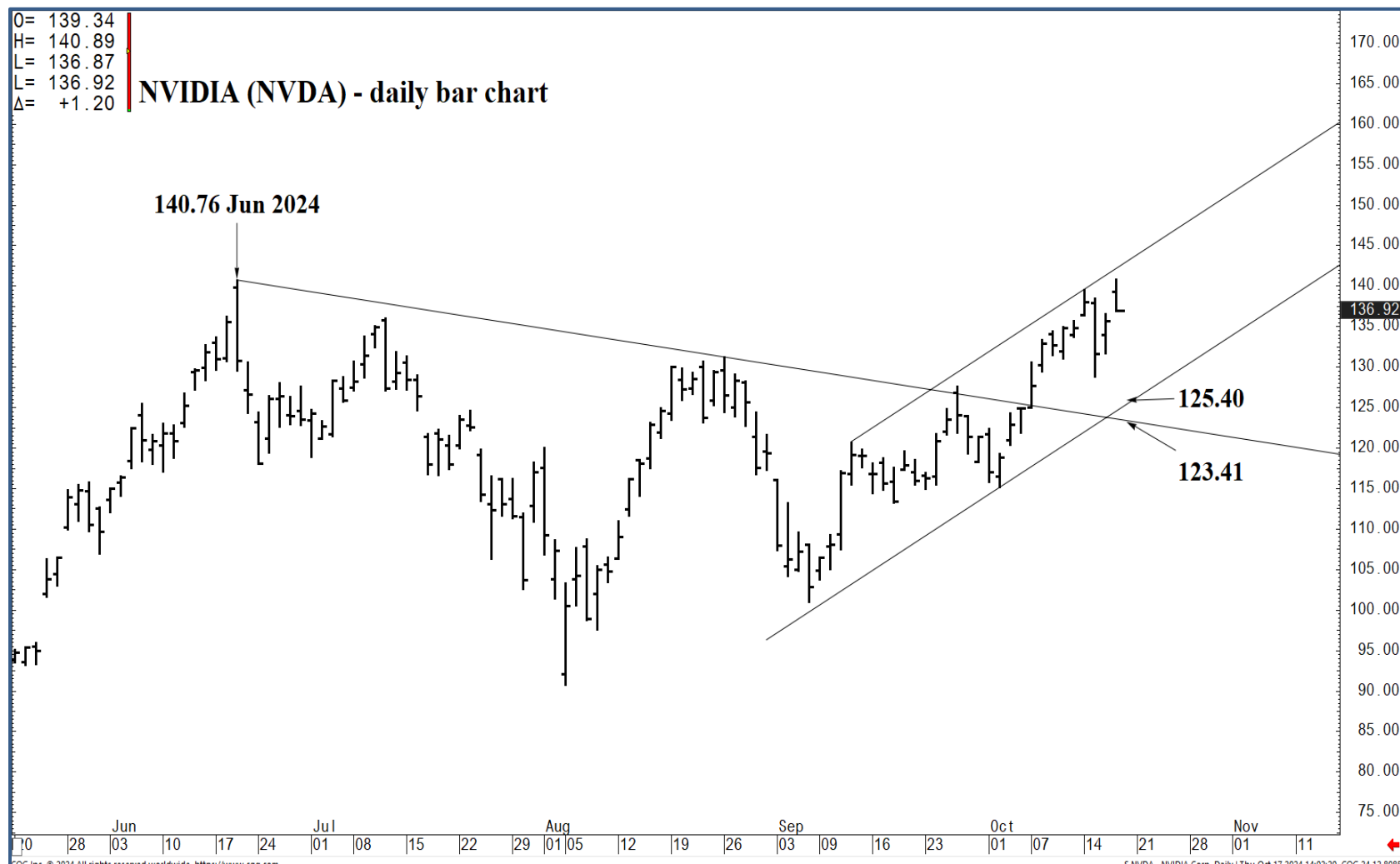
125.40 * weekly containment DP**

- 123.41 * minor
- 122.85 * minor
- 121.50 * minor
- 120.92 * intra-day containment



O= 139.34
 H= 140.89
 L= 136.87
 L= 136.92
 Δ= +1.20

NVIDIA (NVDA) - daily bar chart



Support and Resistance

- 149.18 **** multi-week contain**
- 146.71 * minor
- 145.64 * intra-day containment
- 143.02 * minor
- 141.29 *** weekly containment UP**
- 140.76 *** weekly containment UP**
- 138.07 * minor
- 137.36 * minor
- 136.87 * intra-day containment
- 134.82 * minor
- 133.38 * minor
- 130.03 * session containment**
- 128.74 * minor
- 127.66 * minor
- 125.40 *** weekly containment DP**
- 123.41 * minor
- 122.85 * minor
- 121.50 * minor
- 120.92 * intra-day containment

CG Inc. © 2024 All rights reserved worldwide. <https://www.cqg.com>

S.NVDA - NVIDIA Corp, Daily | Thu Oct 17 2024 14:02:20, CQG 24.12.8085



O= 139.34
 H= 140.89
 L= 136.87
 C= 136.92
 Δ= +1.20

NVIDIA (NVDA) - daily bar chart



Support and Resistance

- 149.18 **** multi-week contain**
- 146.71 * minor
- 145.64 * intra-day containment
- 143.02 * minor
- 141.29 *** weekly containment UP**
- 140.76 *** weekly containment UP**
- 138.07 * minor
- 137.36 * minor
- 136.87 * intra-day containment
- 134.82 * minor
- 133.38 * minor
- 130.03 * session containment**
- 128.74 * minor
- 127.66 * minor
- 125.40 *** weekly containment DP**
- 123.41 * minor
- 122.85 * minor
- 121.50 * minor
- 120.92 * intra-day containment



O= 139.34
 H= 140.89
 L= 136.87
 C= 136.92
 Δ= +1.20

NVIDIA (NVDA) - daily chart



Support and Resistance

- 149.18 **** multi-week contain**
- 146.71 * minor
- 145.64 * intra-day containment
- 143.02 * minor
- 141.29 *** weekly containment UP**
- 140.76 *** weekly containment UP**
- 138.07 * minor
- 137.36 * minor
- 136.87 * intra-day containment
- 134.82 * minor
- 133.38 * minor
- 130.03 * session containment**
- 128.74 * minor
- 127.66 * minor
- 125.40 *** weekly containment DP**
- 123.41 * minor
- 122.85 * minor
- 121.50 * minor
- 120.92 * intra-day containment



O= 139.34
H= 140.89
L= 136.87
L= 136.92
Δ= +1.20

NVIDIA (NVDA) - daily chart



Support and Resistance

- 149.18 **** multi-week contain**
- 146.71 * minor
- 145.64 * intra-day containment
- 143.02 * minor
- 141.29 *** weekly containment UP**
- 140.76 *** weekly containment UP**
- 138.07 * minor
- 137.36 * minor
- 136.87 * intra-day containment
- 134.82 * minor
- 133.38 * minor
- 130.03 * session containment**
- 128.74 * minor
- 127.66 * minor
- 125.40 *** weekly containment DP**
- 123.41 * minor
- 122.85 * minor
- 121.50 * minor
- 120.92 * intra-day containment

CGG Inc. © 2024 All rights reserved worldwide. <https://www.cgg.com>

S:NVDA - NVIDIA Corp, Daily | Thu Oct 17 2024 14:02:55, CGG 24.12.8085



O= 139.34
 H= 140.89
 L= 136.87
 C= 136.92
 Δ= +1.20

NVIDIA (NVDA) - daily bar chart



Support and Resistance

- 149.18 **** multi-week contain**
- 146.71 * minor
- 145.64 * intra-day containment
- 143.02 * minor
- 141.29 *** weekly containment UP**
- 140.76 *** weekly containment UP**
- 138.07 * minor
- 137.36 * minor
- 136.87 * intra-day containment
- 134.82 * minor
- 133.38 * minor
- 130.03 * session containment**
- 128.74 * minor
- 127.66 * minor
- 125.40 *** weekly containment DP**
- 123.41 * minor
- 122.85 * minor
- 121.50 * minor
- 120.92 * intra-day containment

Jun 13 20 28 03 10 17 24 01 08 15 22 29 01 05 12 19 26 03 09 16 23 01 07 14 21 28 01 11 18 25 02

CGI Inc. © 2024 All rights reserved worldwide. <https://www.cqg.com> S:NVDA - NVIDIA Corp, Daily | Thu Oct 17 2024 14:02:42, CQG 24-12-8083

