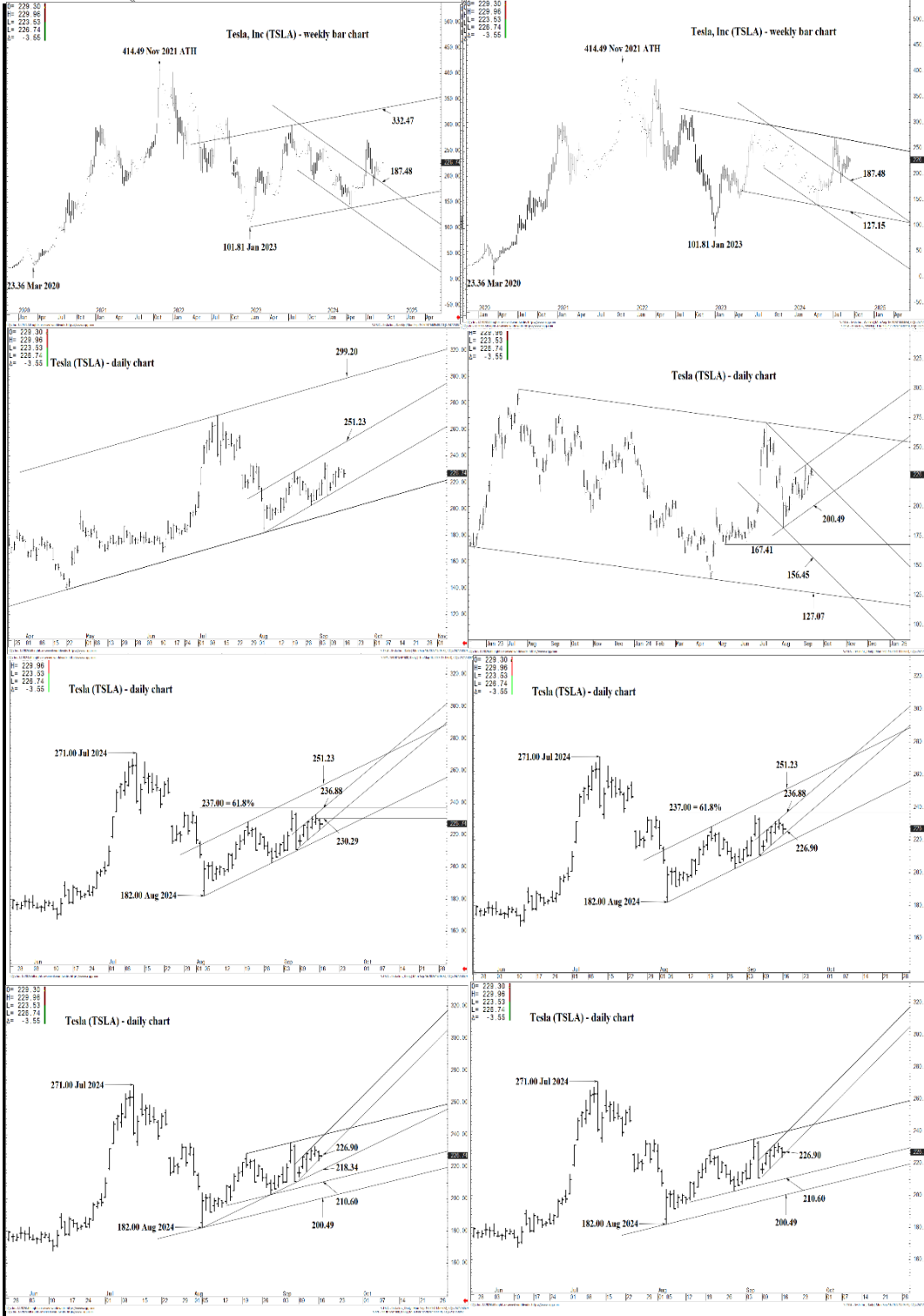




# WICKED STOCKS

DIRECTIONAL CLARITY FOR THE ACTIVE INVESTOR



## Support and Resistance

**251.23 \*\*\* wkly containment UP**

- 248.35 \* minor
- 245.80 \* minor
- 244.24 \* intra-day containment
- 241.60 \* minor
- 238.18 \* minor

**236.88 \* session containment**

- 234.27 \* minor
- 232.67 \* minor
- 230.29 \* intra-day containment
- 228.45 \* minor

**226.90 \* session containment**

- 223.53 \* minor
- 221.59 \* minor
- 218.34 \* intra-day containment
- 213.67 \* minor

**210.60 \*\*\* weekly containment UP**

- 205.75 \* minor
- 203.54 \* minor
- 201.61 \* minor

**200.49 \*\*\* wkly containment DP**

O= 229.30  
 H= 229.96  
 L= 223.53  
 L= 226.74  
 Δ= -3.55

### Tesla, Inc (TSLA) - weekly bar chart



### Support and Resistance

- 251.23 \*\*\* wkly containment UP**
- 248.35 \* minor
- 245.80 \* minor
- 244.24 \* intra-day containment
- 241.60 \* minor
- 238.18 \* minor
- 236.88 \* session containment**
- 234.27 \* minor
- 232.67 \* minor
- 230.29 \* intra-day containment
- 228.45 \* minor
- 226.90 \* session containment**
- 223.53 \* minor
- 221.59 \* minor
- 218.34 \* intra-day containment
- 213.67 \* minor
- 210.60 \*\*\* wkly containment UP**
- 205.75 \* minor
- 203.54 \* minor
- 201.61 \* minor
- 200.49 \*\*\* wkly containment DP**

COG Inc. © 2024 All rights reserved worldwide. <https://www.cog.com>

S:TSLA - Tesla Inc., Weekly | Mon Sep 16 2024 14:05:08, COG 24-12-8073



O= 229.30  
 H= 229.96  
 L= 223.53  
 L= 226.74  
 Δ= -3.55

### Tesla, Inc (TSLA) - weekly bar chart



### Support and Resistance

- 251.23 \*\*\* wkly containment UP**
- 248.35 \* minor
- 245.80 \* minor
- 244.24 \* intra-day containment
- 241.60 \* minor
- 238.18 \* minor
- 236.88 \* session containment**
- 234.27 \* minor
- 232.67 \* minor
- 230.29 \* intra-day containment
- 228.45 \* minor
- 226.90 \* session containment**
- 223.53 \* minor
- 221.59 \* minor
- 218.34 \* intra-day containment
- 213.67 \* minor
- 210.60 \*\*\* weekly containment UP**
- 205.75 \* minor
- 203.54 \* minor
- 201.61 \* minor
- 200.49 \*\*\* wkly containment DP**

2020 Jan Apr Jul Oct 2021 Jan Apr Jul Oct 2022 Jan Apr Jul Oct 2023 Jan Apr Jul Oct 2024 Jan Apr Jul Oct 2025 Jan Apr

COG Inc. © 2024 All rights reserved worldwide. <https://www.cog.com>

S:TSLA - Tesla Inc., Weekly | Mon Sep 16 2024 14:04:54, COG 24.12.8078





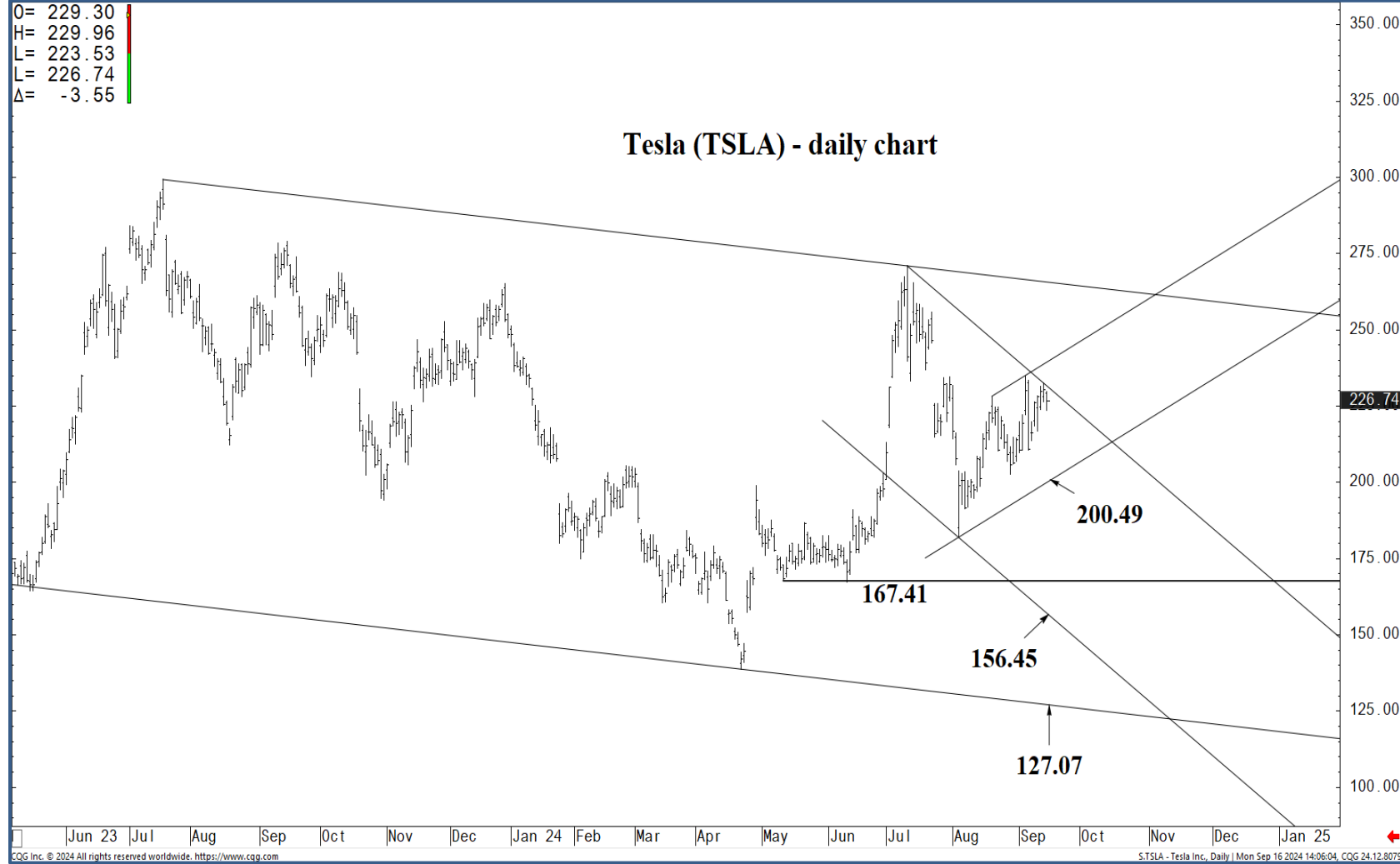
## Support and Resistance

- 251.23 \*\*\* wkly containment UP**
- 248.35 \* minor
- 245.80 \* minor
- 244.24 \* intra-day containment
- 241.60 \* minor
- 238.18 \* minor
- 236.88 \* session containment**
- 234.27 \* minor
- 232.67 \* minor
- 230.29 \* intra-day containment
- 228.45 \* minor
- 226.90 \* session containment**
- 223.53 \* minor
- 221.59 \* minor
- 218.34 \* intra-day containment
- 213.67 \* minor
- 210.60 \*\*\* weekly containment UP**
- 205.75 \* minor
- 203.54 \* minor
- 201.61 \* minor
- 200.49 \*\*\* wkly containment DP**



O= 229.30  
 H= 229.96  
 L= 223.53  
 L= 226.74  
 Δ= -3.55

### Tesla (TSLA) - daily chart



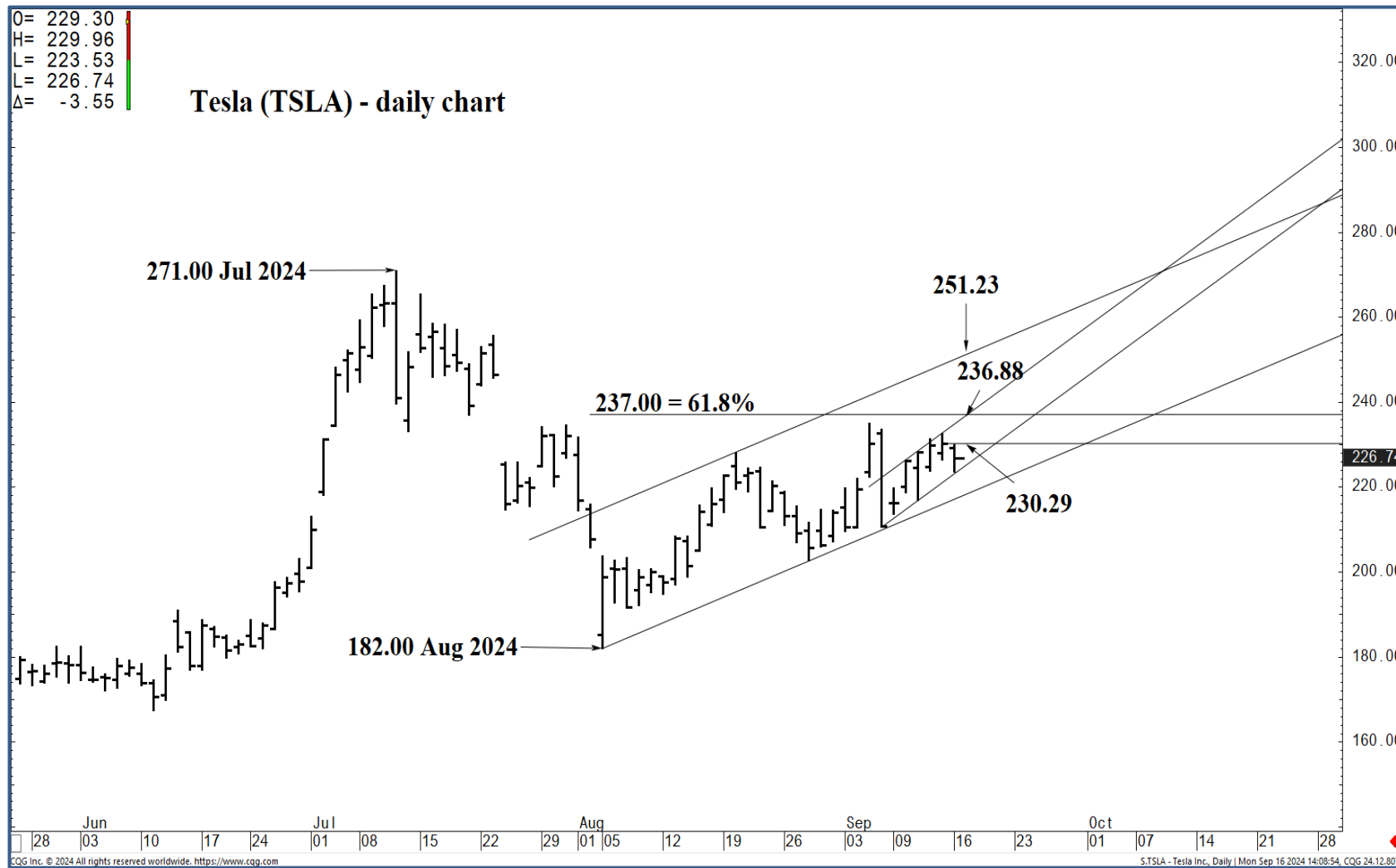
### Support and Resistance

- 251.23 \*\*\* wkly containment UP**
- 248.35 \* minor
- 245.80 \* minor
- 244.24 \* intra-day containment
- 241.60 \* minor
- 238.18 \* minor
- 236.88 \* session containment**
- 234.27 \* minor
- 232.67 \* minor
- 230.29 \* intra-day containment
- 228.45 \* minor
- 226.90 \* session containment**
- 223.53 \* minor
- 221.59 \* minor
- 218.34 \* intra-day containment
- 213.67 \* minor
- 210.60 \*\*\* weekly containment UP**
- 205.75 \* minor
- 203.54 \* minor
- 201.61 \* minor
- 200.49 \*\*\* wkly containment DP**



O= 229.30  
 H= 229.96  
 L= 223.53  
 C= 226.74  
 Δ= -3.55

# Tesla (TSLA) - daily chart



## Support and Resistance

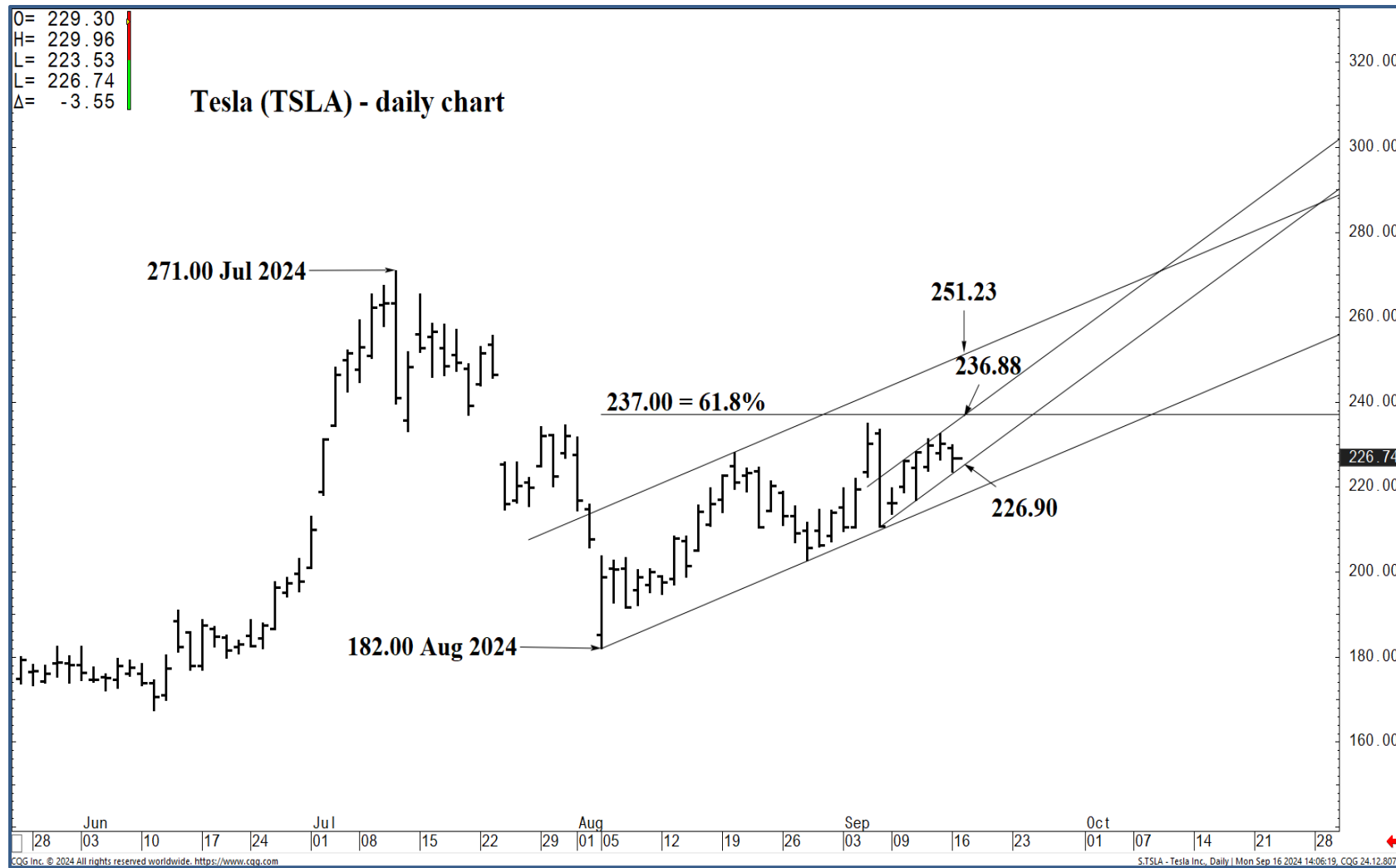
- 251.23 \*\*\* wkly containment UP**
- 248.35 \* minor
- 245.80 \* minor
- 244.24 \* intra-day containment
- 241.60 \* minor
- 238.18 \* minor
- 236.88 \* session containment**
- 234.27 \* minor
- 232.67 \* minor
- 230.29 \* intra-day containment
- 228.45 \* minor
- 226.90 \* session containment**
- 226.74**
- 223.53 \* minor
- 221.59 \* minor
- 218.34 \* intra-day containment
- 213.67 \* minor
- 210.60 \*\*\* weekly containment UP**
- 205.75 \* minor
- 203.54 \* minor
- 201.61 \* minor
- 200.49 \*\*\* wkly containment DP**

Jun 28 03 10 17 24 Jul 01 08 15 22 29 Aug 01 05 12 19 26 Sep 03 09 16 23 Oct 01 07 14 21 28

CGG Inc. © 2024 All rights reserved worldwide. <https://www.cgg.com>

S:TSLA - Tesla Inc., Daily | Mon Sep 16 2024 14:08:54, CGG 24.12.8079





## Support and Resistance

**251.23 \*\*\* wkly containment UP**

- 248.35 \* minor
- 245.80 \* minor
- 244.24 \* intra-day containment
- 241.60 \* minor
- 238.18 \* minor

**236.88 \* session containment**

- 234.27 \* minor
- 232.67 \* minor
- 230.29 \* intra-day containment
- 228.45 \* minor

**226.90 \* session containment**

- 223.53 \* minor
- 221.59 \* minor
- 218.34 \* intra-day containment
- 213.67 \* minor

**210.60 \*\*\* weekly containment UP**

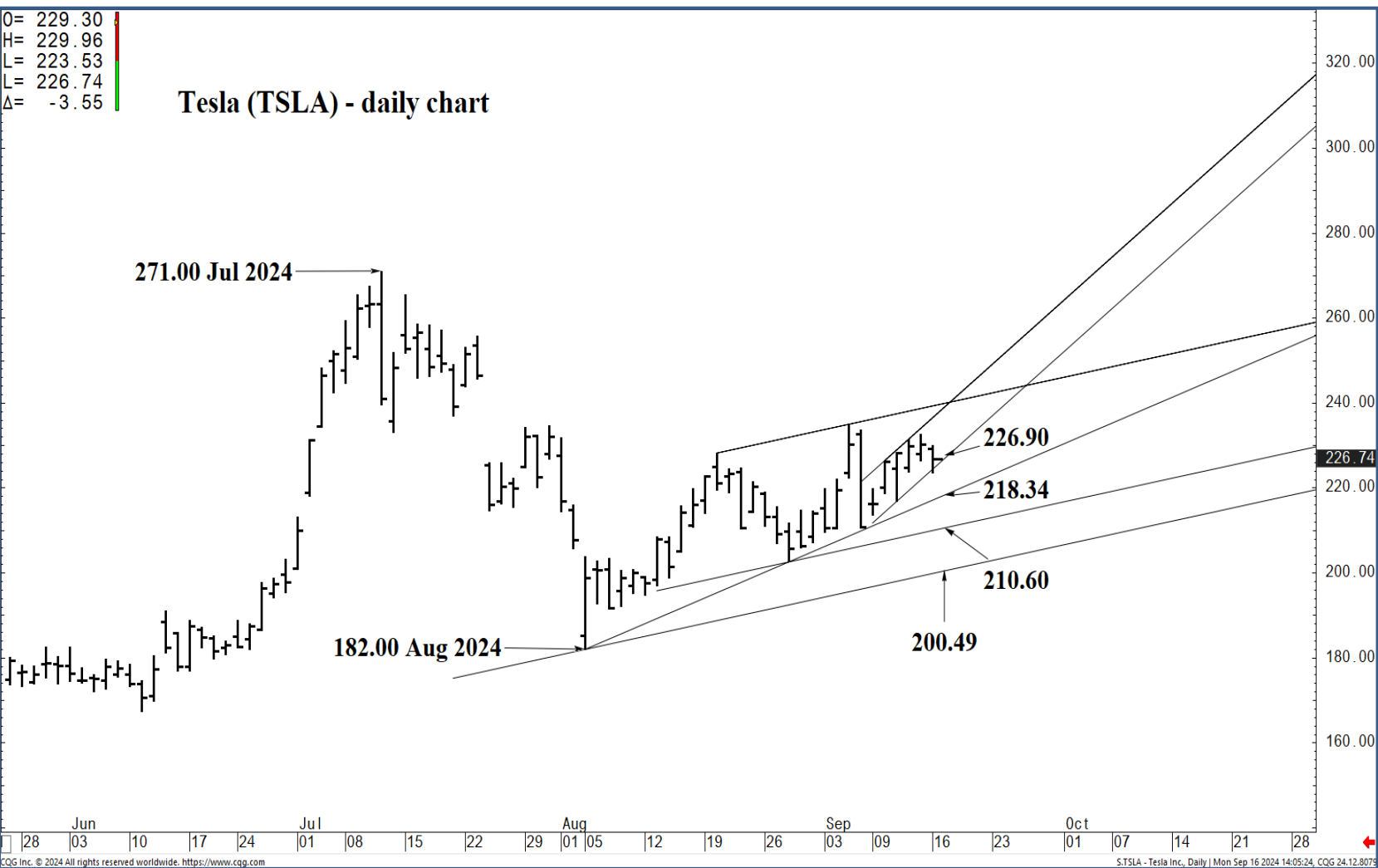
- 205.75 \* minor
- 203.54 \* minor
- 201.61 \* minor

**200.49 \*\*\* wkly containment DP**



O= 229.30  
 H= 229.96  
 L= 223.53  
 L= 226.74  
 Δ= -3.55

# Tesla (TSLA) - daily chart



## Support and Resistance

- 251.23 \*\*\* wkly containment UP**
- 248.35 \* minor
- 245.80 \* minor
- 244.24 \* intra-day containment
- 241.60 \* minor
- 238.18 \* minor
- 236.88 \* session containment**
- 234.27 \* minor
- 232.67 \* minor
- 230.29 \* intra-day containment
- 228.45 \* minor
- 226.90 \* session containment**
- 226.74
- 223.53 \* minor
- 221.59 \* minor
- 218.34 \* intra-day containment
- 213.67 \* minor
- 210.60 \*\*\* weekly containment UP**
- 205.75 \* minor
- 203.54 \* minor
- 201.61 \* minor
- 200.49 \*\*\* wkly containment DP**

COG Inc. © 2024 All rights reserved worldwide. <https://www.cog.com>

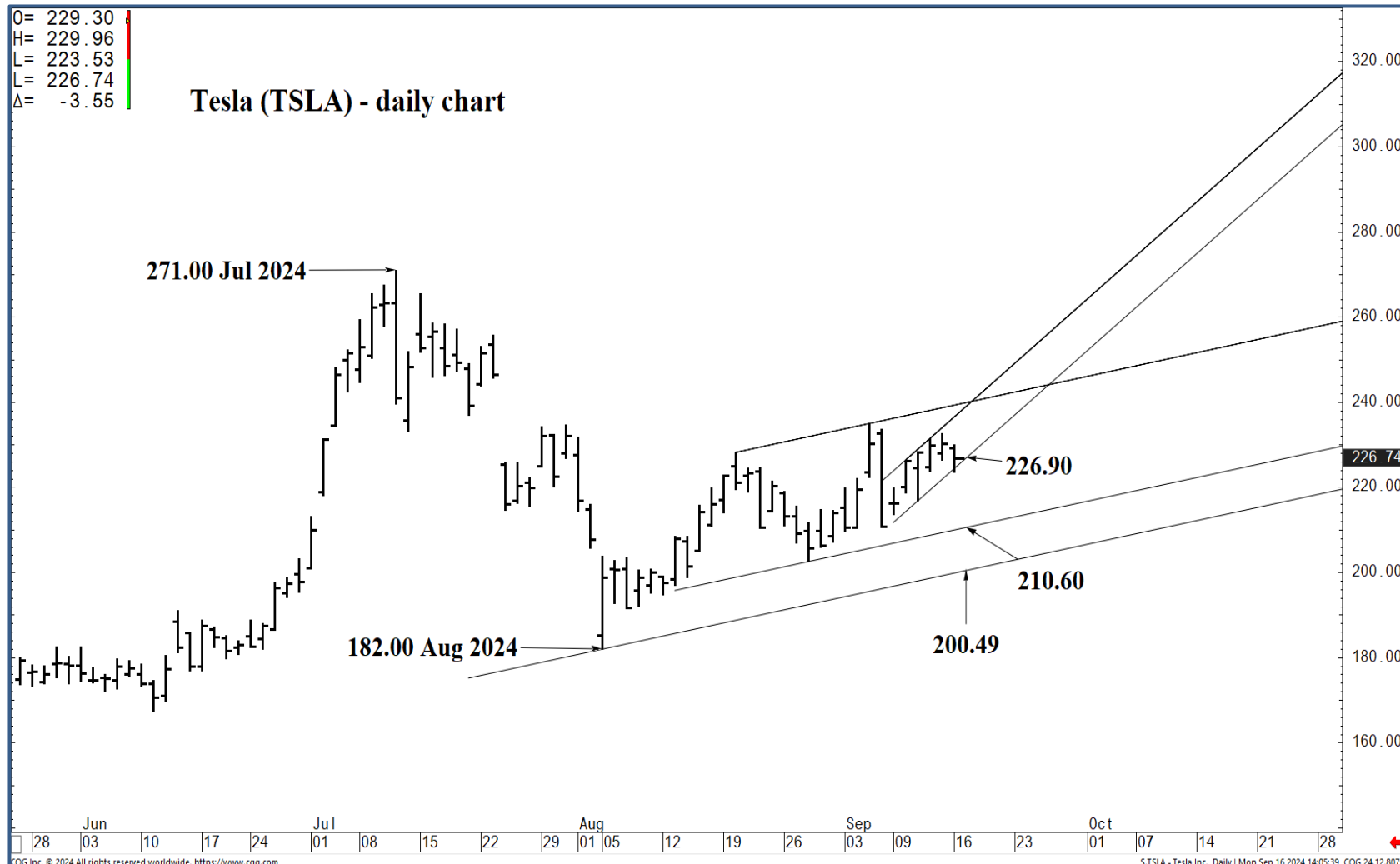
S:TSLA - Tesla Inc., Daily | Mon Sep 16 2024 14:05:24, COG 24.12.8079





O= 229.30  
 H= 229.96  
 L= 223.53  
 C= 226.74  
 Δ= -3.55

# Tesla (TSLA) - daily chart



## Support and Resistance

- 251.23 \*\*\* wkly containment UP**
- 248.35 \* minor
- 245.80 \* minor
- 244.24 \* intra-day containment
- 241.60 \* minor
- 238.18 \* minor
- 236.88 \* session containment**
- 234.27 \* minor
- 232.67 \* minor
- 230.29 \* intra-day containment
- 228.45 \* minor
- 226.90 \* session containment**
- 223.53 \* minor
- 221.59 \* minor
- 218.34 \* intra-day containment
- 213.67 \* minor
- 210.60 \*\*\* weekly containment UP**
- 205.75 \* minor
- 203.54 \* minor
- 201.61 \* minor
- 200.49 \*\*\* wkly containment DP**

