



WICKED STOCKS

DIRECTIONAL CLARITY FOR THE ACTIVE INVESTOR



Support and Resistance

250.02 * wkly containment UP**

- 248.35 * minor
- 245.80 * minor
- 244.24 * intra-day containment
- 241.60 * minor
- 239.65 * minor
- 237.00 * minor

234.79 * session containment

- 232.67 * minor
- 230.95 * minor
- 226.32 * minor

224.38 * session containment

- 221.59 * minor
- 217.12 * intra-day containment
- 213.67 * minor

209.99 * weekly containment UP**

- 205.75 * minor
- 203.54 * minor
- 201.61 * minor

199.87 * wkly containment DP**

O= 228.00
H= 232.67
L= 226.32
L= 230.29
Δ= +0.48

Tesla, Inc (TSLA) - weekly bar chart



Support and Resistance

- 250.02 *** wkly containment UP**
- 248.35 * minor
- 245.80 * minor
- 244.24 * intra-day containment
- 241.60 * minor
- 239.65 * minor
- 237.00 * minor
- 234.79 * session containment**
- 232.67 * minor
- 230.95 * minor
- 226.32 * minor
- 230.29 * session containment**
- 221.59 * minor
- 217.12 * intra-day containment
- 213.67 * minor
- 209.99 *** weekly containment UP**
- 205.75 * minor
- 203.54 * minor
- 201.61 * minor
- 199.87 *** wkly containment DP**

COG Inc. © 2024 All rights reserved worldwide. <https://www.cog.com>

S:TSLA - Tesla Inc., Weekly | Sat Sep 14 2024 15:46:37, COG 24.12.8073



O= 228.00
 H= 232.67
 L= 226.32
 L= 230.29
 Δ= +0.48

Tesla, Inc (TSLA) - weekly bar chart



Support and Resistance

- 250.02 *** wkly containment UP**
- 248.35 * minor
- 245.80 * minor
- 244.24 * intra-day containment
- 241.60 * minor
- 239.65 * minor
- 237.00 * minor
- 234.79 * session containment**
- 232.67 * minor
- 230.95 * minor
- 226.32 * minor
- 224.38 * session containment**
- 221.59 * minor
- 217.12 * intra-day containment
- 213.67 * minor
- 209.99 *** weekly containment UP**
- 205.75 * minor
- 203.54 * minor
- 201.61 * minor
- 199.87 *** wkly containment DP**





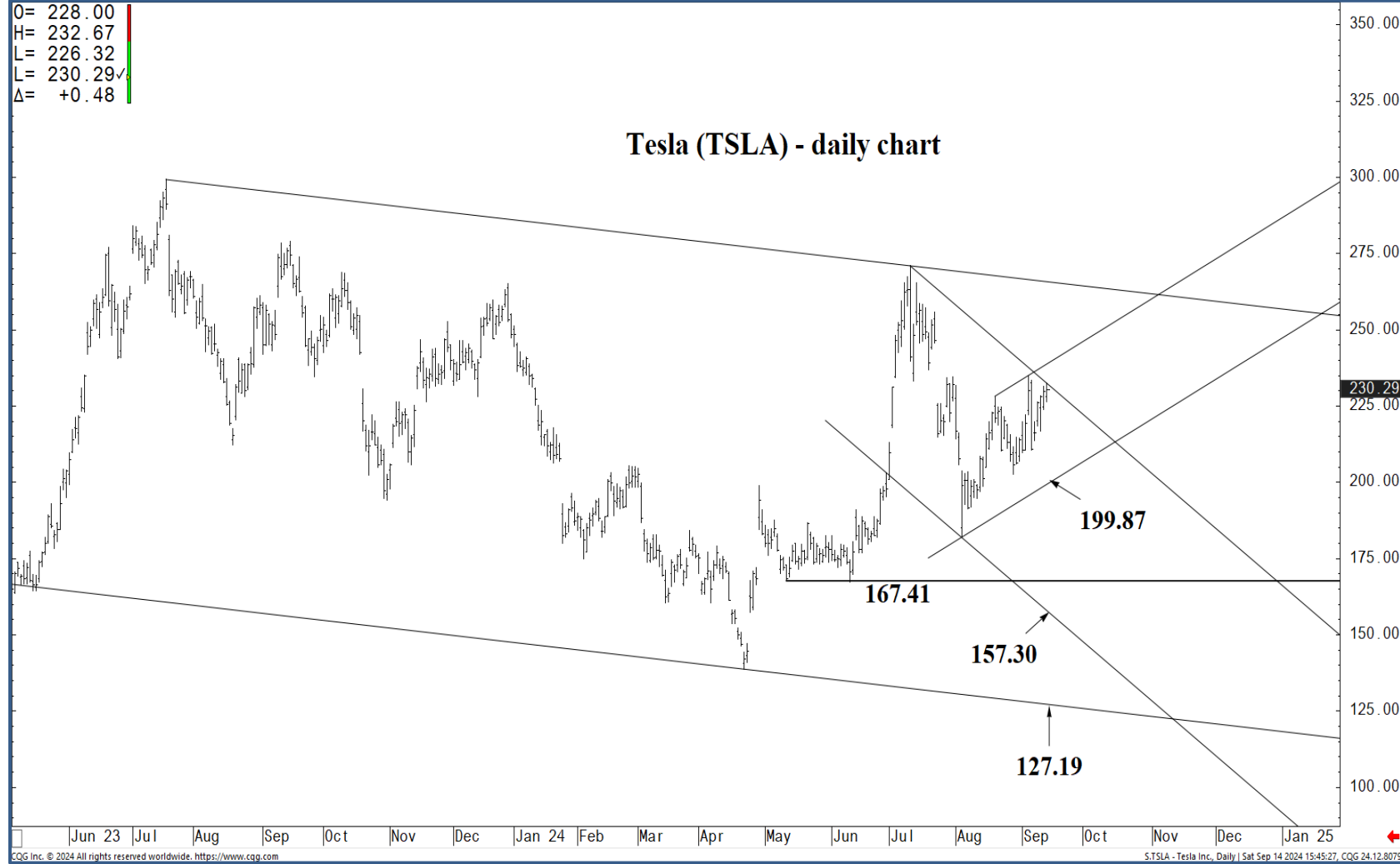
Support and Resistance

250.02 *** wkly containment UP
248.35 * minor
245.80 * minor
244.24 * intra-day containment
241.60 * minor
239.65 * minor
237.00 * minor
234.79 * session containment
232.67 * minor
230.95 * minor
226.32 * minor
224.38 * session containment
221.59 * minor
217.12 * intra-day containment
213.67 * minor
209.99 *** weekly containment UP
205.75 * minor
203.54 * minor
201.61 * minor
199.87 *** wkly containment DP



O= 228.00
 H= 232.67
 L= 226.32
 L= 230.29✓
 Δ= +0.48

Tesla (TSLA) - daily chart



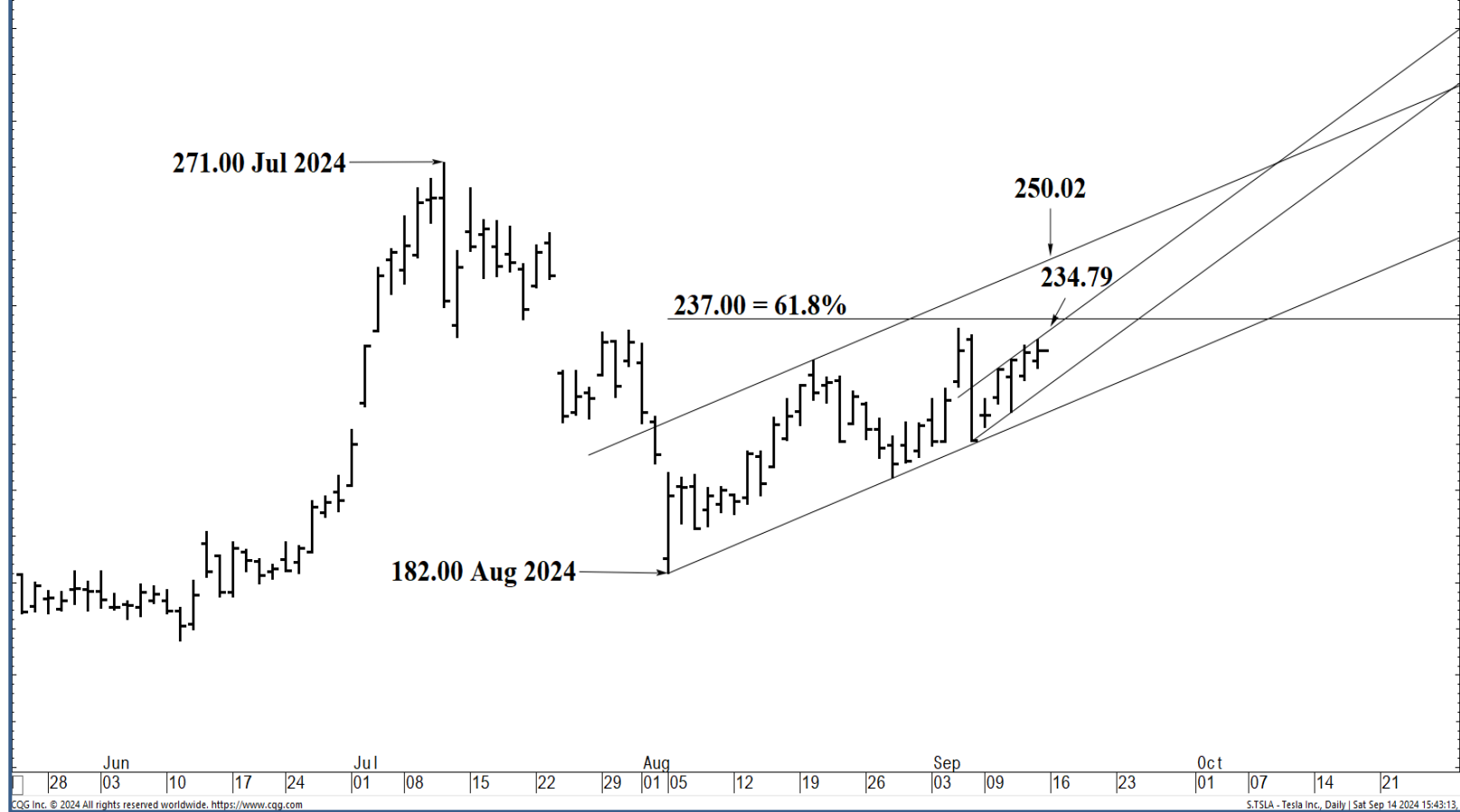
Support and Resistance

- 250.02 *** wkly containment UP**
- 248.35 * minor
- 245.80 * minor
- 244.24 * intra-day containment
- 241.60 * minor
- 239.65 * minor
- 237.00 * minor
- 234.79 * session containment**
- 232.67 * minor
- 230.95 * minor
- 226.32 * minor
- 224.38 * session containment**
- 221.59 * minor
- 217.12 * intra-day containment
- 213.67 * minor
- 209.99 *** weekly containment UP**
- 205.75 * minor
- 203.54 * minor
- 201.61 * minor
- 199.87 *** wkly containment DP**



O= 228.00
 H= 232.67
 L= 226.32
 L= 230.29✓
 Δ= +0.48

Tesla (TSLA) - daily chart



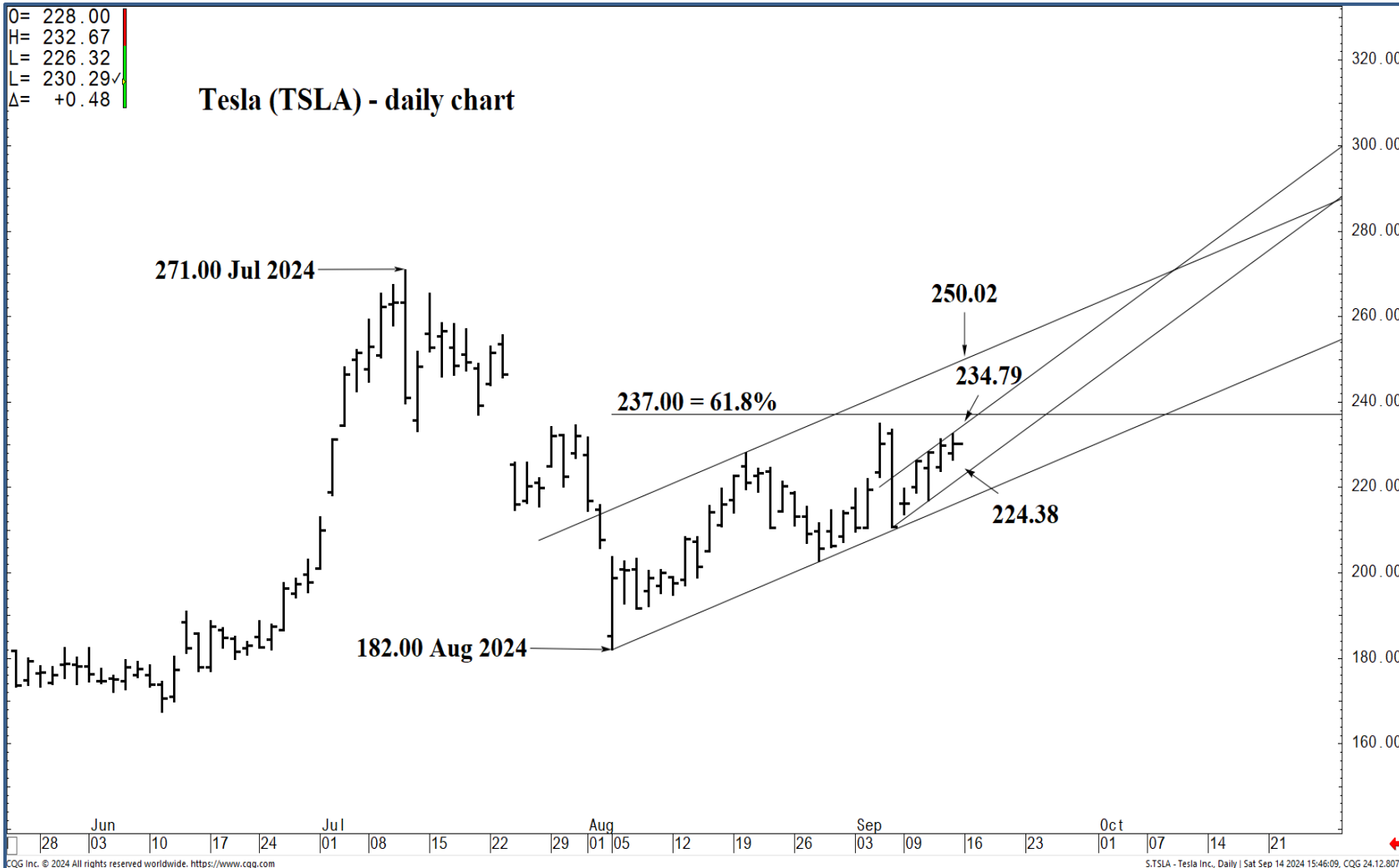
Support and Resistance

- 250.02 *** wkly containment UP**
- 248.35 * minor
- 245.80 * minor
- 244.24 * intra-day containment
- 241.60 * minor
- 239.65 * minor
- 237.00 * minor
- 234.79 * session containment**
- 232.67 * minor
- 230.95 * minor
- 226.32 * minor
- 224.38 * session containment**
- 230.29**
- 221.59 * minor
- 217.12 * intra-day containment
- 213.67 * minor
- 209.99 *** wkly containment UP**
- 205.75 * minor
- 203.54 * minor
- 201.61 * minor
- 199.87 *** wkly containment DP**



O= 228.00
 H= 232.67
 L= 226.32
 L= 230.29√
 Δ= +0.48

Tesla (TSLA) - daily chart



Support and Resistance

250.02 * wkly containment UP**

- 248.35 * minor
- 245.80 * minor
- 244.24 * intra-day containment
- 241.60 * minor
- 239.65 * minor
- 237.00 * minor

234.79 * session containment

- 232.67 * minor
- 230.95 * minor
- 226.32 * minor

224.38 * session containment

- 221.59 * minor
- 217.12 * intra-day containment
- 213.67 * minor

209.99 * weekly containment UP**

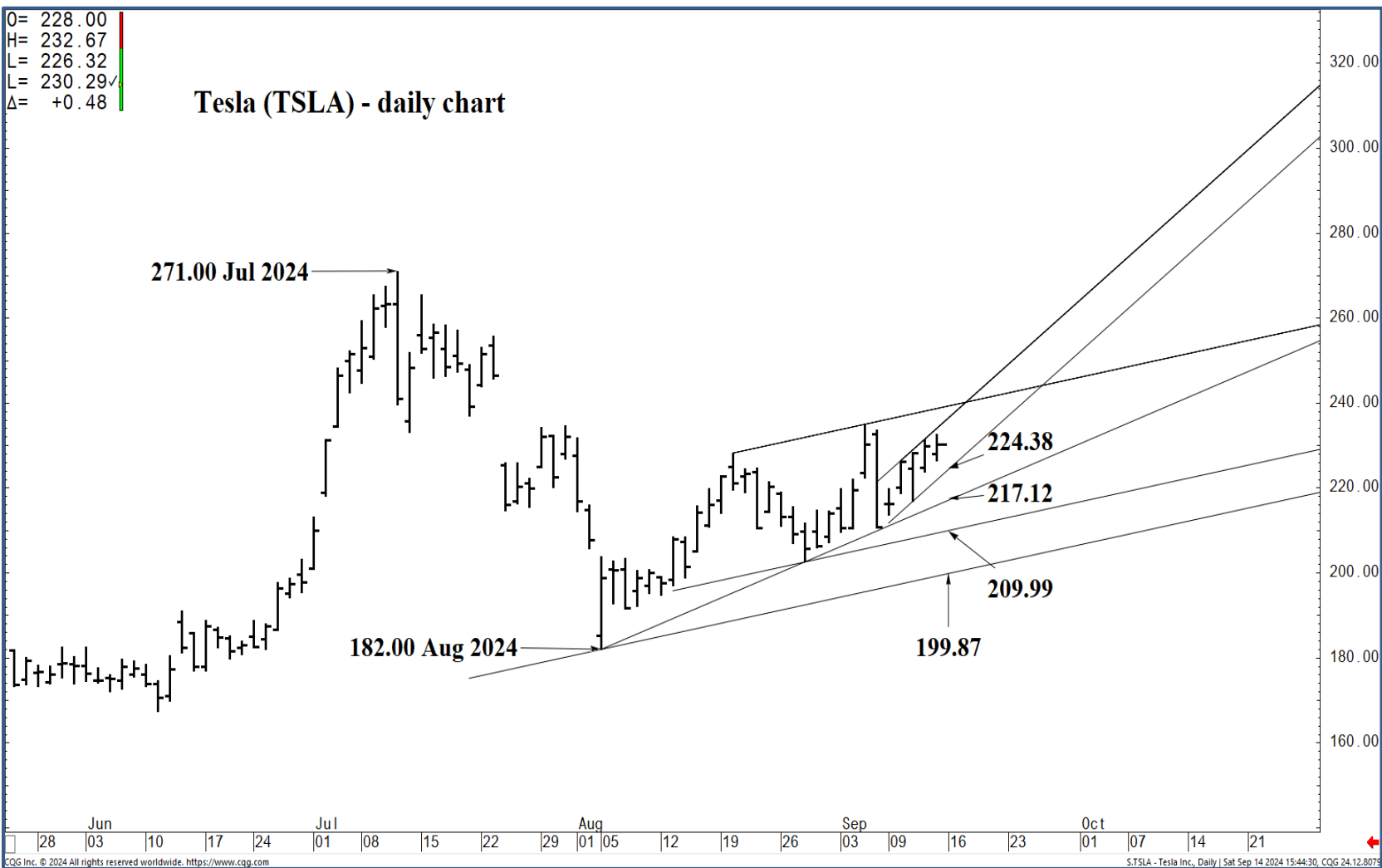
- 205.75 * minor
- 203.54 * minor
- 201.61 * minor

199.87 * wkly containment DP**



O= 228.00
 H= 232.67
 L= 226.32
 L= 230.29✓
 Δ= +0.48

Tesla (TSLA) - daily chart



Support and Resistance

250.02 * wkly containment UP**

- 248.35 * minor
- 245.80 * minor
- 244.24 * intra-day containment
- 241.60 * minor
- 239.65 * minor
- 237.00 * minor

234.79 * session containment

- 232.67 * minor
- 230.95 * minor
- 226.32 * minor

224.38 * session containment

- 221.59 * minor
- 217.12 * intra-day containment
- 213.67 * minor

209.99 * weekly containment UP**

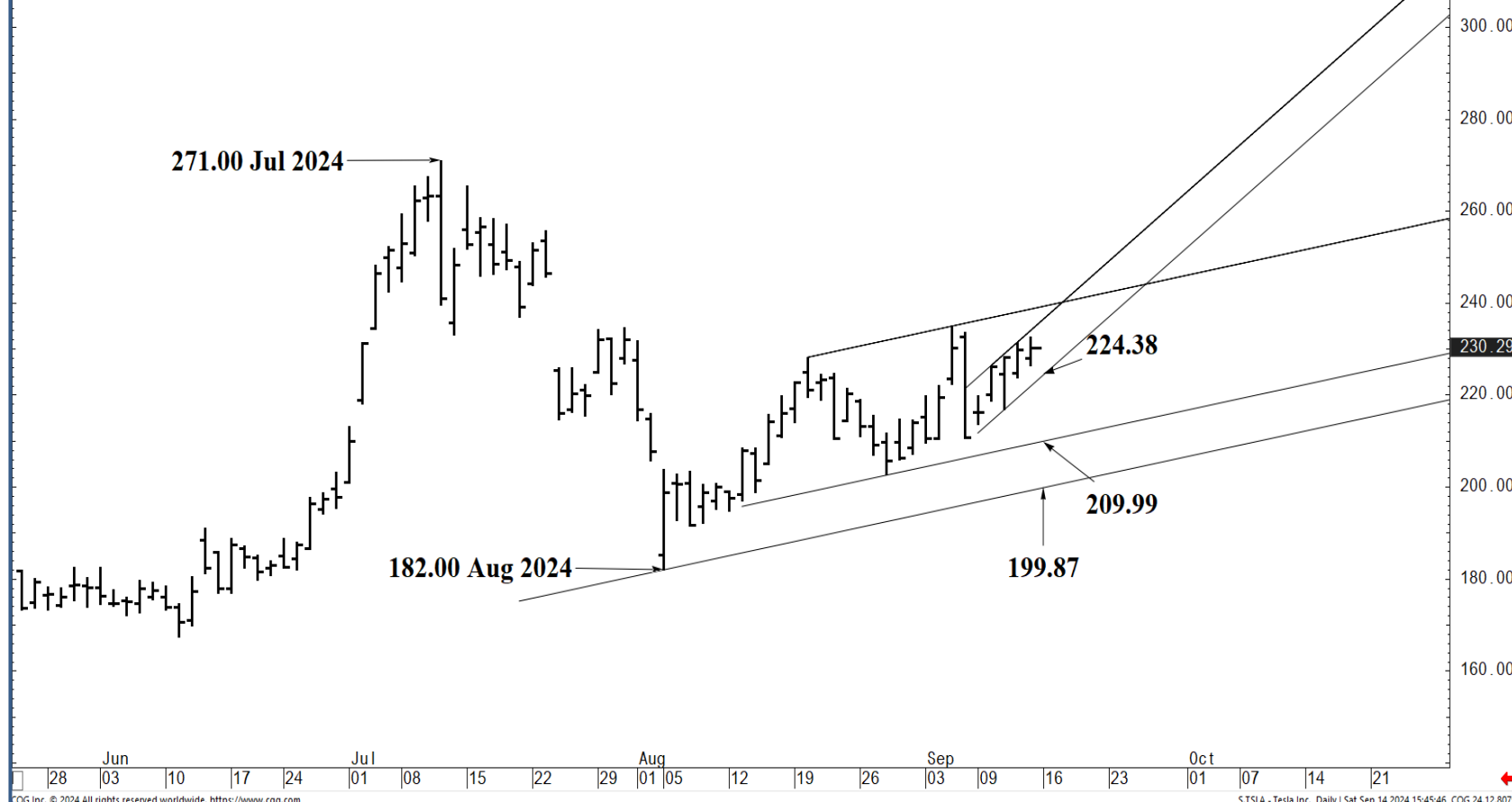
- 205.75 * minor
- 203.54 * minor
- 201.61 * minor

199.87 * wkly containment DP**



O= 228.00
 H= 232.67
 L= 226.32
 C= 230.29
 Δ= +0.48

Tesla (TSLA) - daily chart



Support and Resistance

- 250.02 *** wkly containment UP**
- 248.35 * minor
- 245.80 * minor
- 244.24 * intra-day containment
- 241.60 * minor
- 239.65 * minor
- 237.00 * minor
- 234.79 * session containment**
- 232.67 * minor
- 230.95 * minor
- 226.32 * minor
- 224.38 * session containment**
- 221.59 * minor
- 217.12 * intra-day containment
- 213.67 * minor
- 209.99 *** weekly containment UP**
- 205.75 * minor
- 203.54 * minor
- 201.61 * minor
- 199.87 *** wkly containment DP**

