



WICKED STOCKS

DIRECTIONAL CLARITY FOR THE ACTIVE INVESTOR



Support and Resistance

252.87 * session containment

249.01 * minor

245.80 * minor

244.57 * minor

242.75 *** wkly containment UP

239.65 * minor

237.00 * intra-day containment

233.09 * minor

230.72 * minor

228.22 * minor

226.50 * minor

223.27 * intra-day containment

220.63 * minor

218.96 * session containment

214.75 * minor

211.84 * minor

208.50 * minor

206.29 *** wkly containment UP

202.59 * minor

196.18 *** wkly containment DP

O= 223.49
 H= 235.00
 L= 222.25
 L= 230.17
 Δ= +10.76

Tesla, Inc (TSLA) - weekly bar chart



Support and Resistance

- 252.87 * session containment**
- 249.01 * minor
- 245.80 * minor
- 244.57 * minor
- 242.75 *** wkly containment UP**
- 239.65 * minor
- 237.00 * intra-day containment
- 233.09 * minor
- 230.72 * minor
- 228.22 * minor
- 226.50 * minor
- 223.27 * intra-day containment
- 220.63 * minor
- 218.96 * session containment**
- 214.75 * minor
- 211.84 * minor
- 208.50 * minor
- 206.29 *** wkly containment UP**
- 202.59 * minor
- 196.18 *** wkly containment DP**

COG Inc. © 2024 All rights reserved worldwide. <https://www.cog.com>

S:TSLA - Tesla Inc., Weekly | Thu Sep 05 2024 14:11:47, COG 24-12-8073



O= 223.49
 H= 235.00
 L= 222.25
 L= 230.17
 Δ= +10.76

Tesla, Inc (TSLA) - weekly bar chart



Support and Resistance

- 252.87** * session containment
- 249.01 * minor
- 245.80 * minor
- 244.57 * minor
- 242.75** *** wkly containment UP
- 239.65 * minor
- 237.00 * intra-day containment
- 233.09 * minor
- 230.72 * minor
- 228.22 * minor
- 226.50 * minor
- 223.27 * intra-day containment
- 220.63 * minor
- 218.96** * session containment
- 214.75 * minor
- 211.84 * minor
- 208.50 * minor
- 206.29** *** wkly containment UP
- 202.59 * minor
- 196.18** *** wkly containment DP

COG Inc. © 2024 All rights reserved worldwide. <https://www.cog.com>

S:TSLA - Tesla Inc., Weekly | Thu Sep 05 2024 14:11:12, COG 24.12.8078



O= 223.49
 H= 235.00
 L= 222.25
 L= 230.17
 Δ= +10.76

Tesla (TSLA) - daily chart



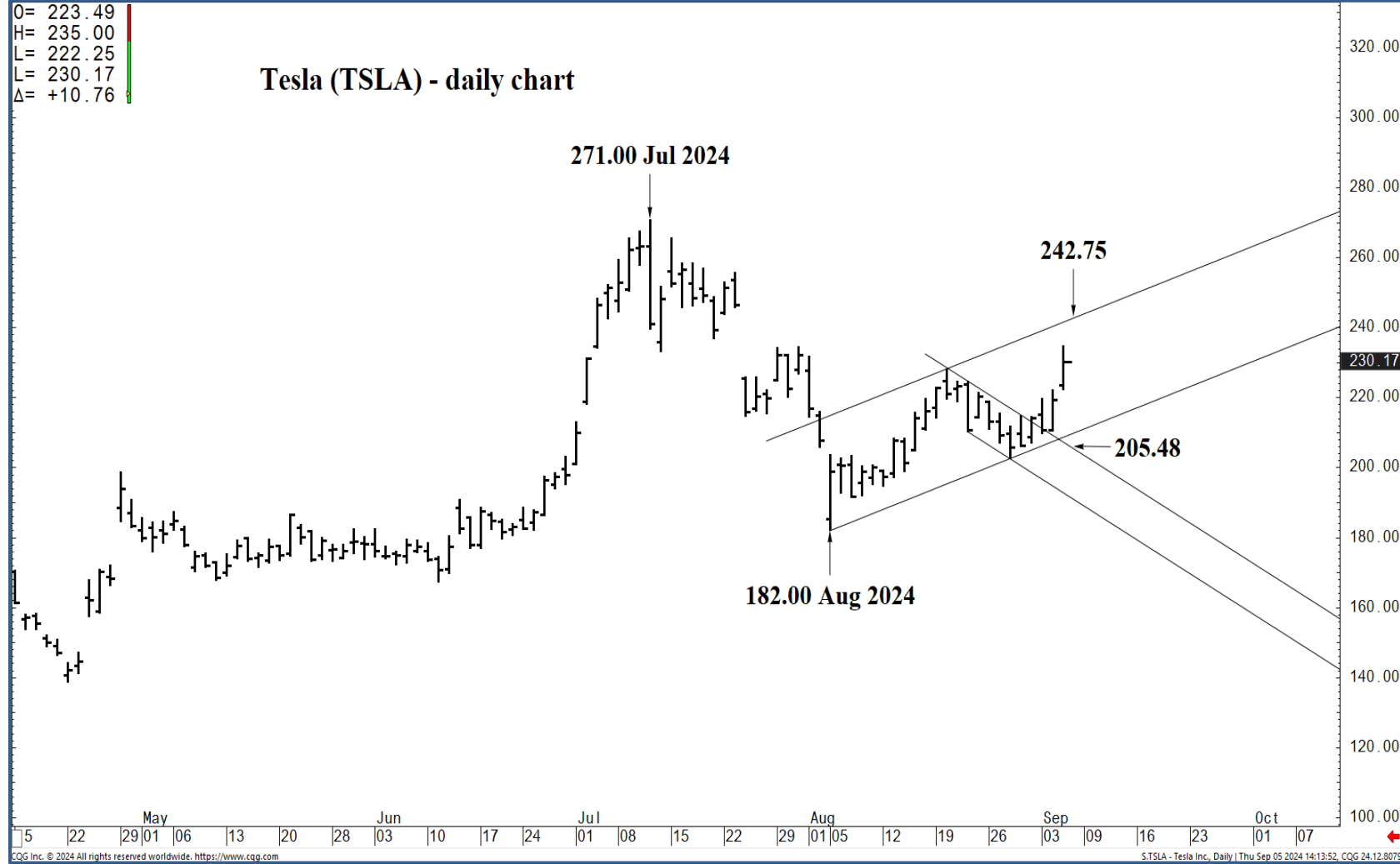
Support and Resistance

- 252.87 * session containment**
- 249.01 * minor
- 245.80 * minor
- 244.57 * minor
- 242.75 *** wkly containment UP**
- 239.65 * minor
- 237.00 * intra-day containment
- 233.09 * minor
- 230.72 * minor
- 228.22 * minor
- 226.50 * minor
- 223.27 * intra-day containment
- 220.63 * minor
- 218.96 * session containment**
- 214.75 * minor
- 211.84 * minor
- 208.50 * minor
- 206.29 *** wkly containment UP**
- 202.59 * minor
- 196.18 *** wkly containment DP**



O= 223.49
 H= 235.00
 L= 222.25
 C= 230.17
 Δ= +10.76

Tesla (TSLA) - daily chart



Support and Resistance

- 252.87 * session containment**
- 249.01 * minor
- 245.80 * minor
- 244.57 * minor

- 242.75 *** wkly containment UP**
- 239.65 * minor
- 237.00 * intra-day containment
- 233.09 * minor
- 230.72 * minor
- 230.17**
- 228.22 * minor
- 226.50 * minor
- 223.27 * intra-day containment
- 220.63 * minor

- 218.96 * session containment**
- 214.75 * minor
- 211.84 * minor
- 208.50 * minor

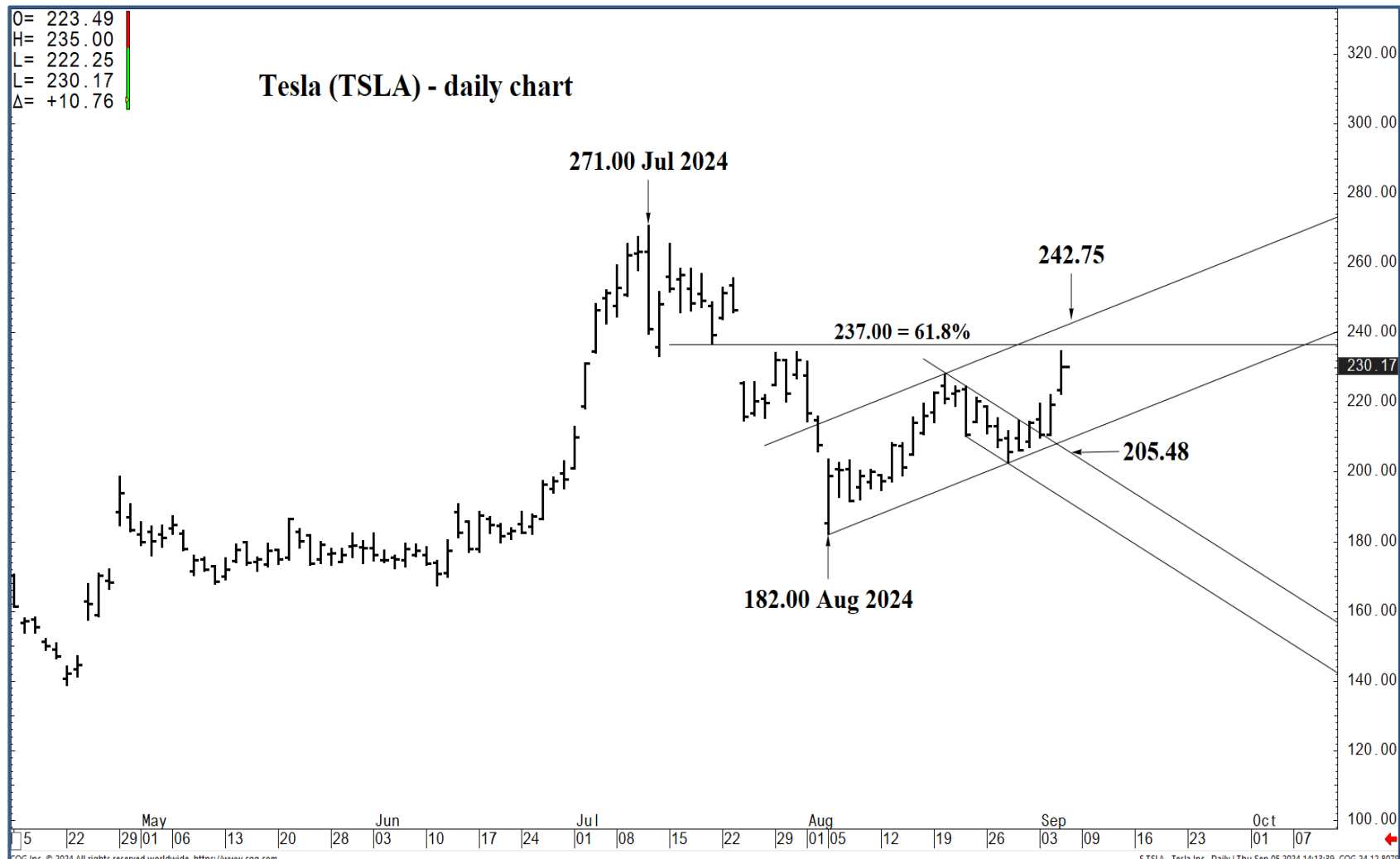
- 206.29 *** wkly containment UP**
- 202.59 * minor

- 196.18 *** wkly containment DP**



O= 223.49
 H= 235.00
 L= 222.25
 C= 230.17
 Δ= +10.76

Tesla (TSLA) - daily chart



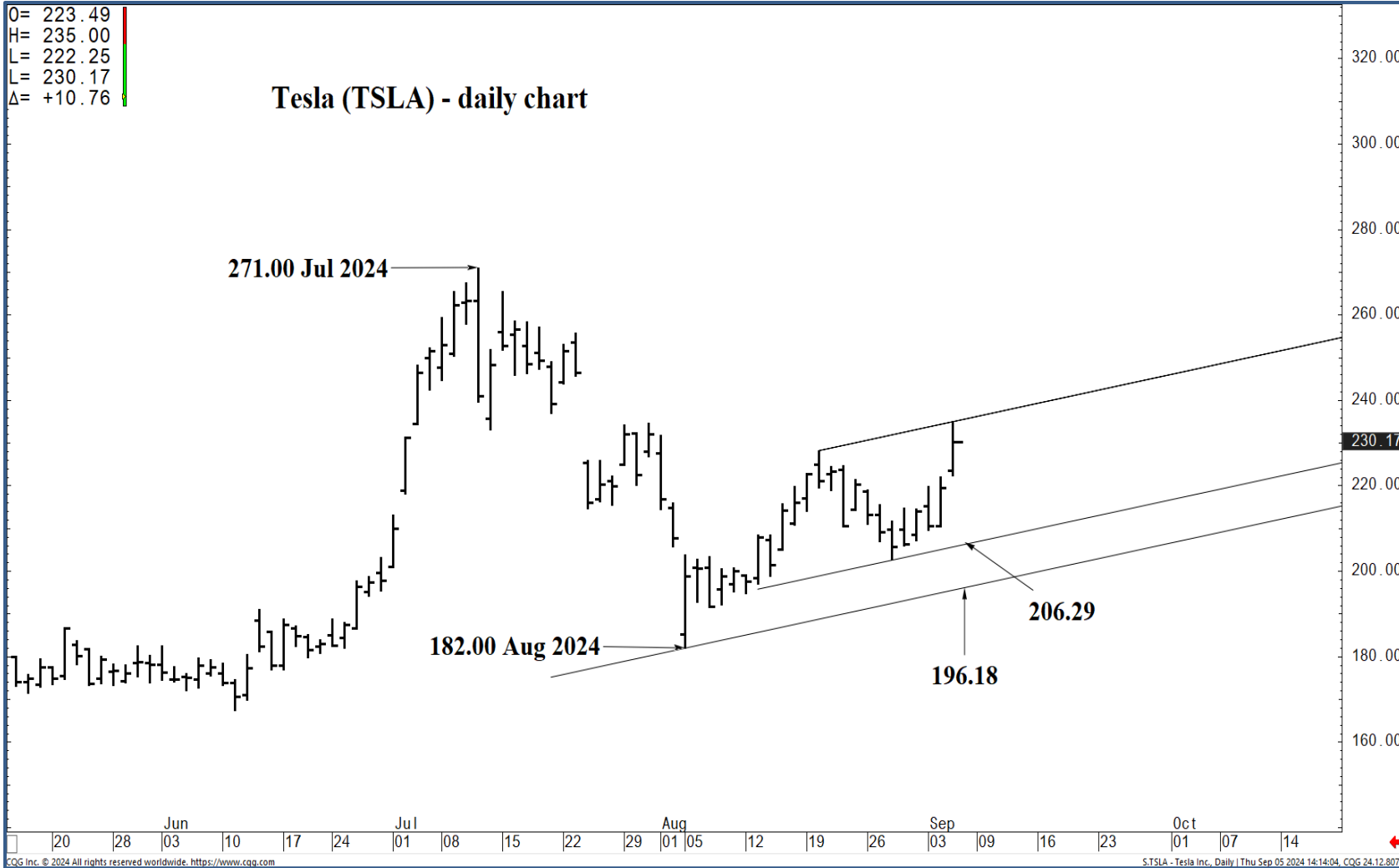
Support and Resistance

- 252.87 * session containment**
- 249.01 * minor
- 245.80 * minor
- 244.57 * minor
- 242.75 *** wkly containment UP**
- 239.65 * minor
- 237.00 * intra-day containment
- 233.09 * minor
- 230.72 * minor
- 228.22 * minor
- 226.50 * minor
- 223.27 * intra-day containment
- 220.63 * minor
- 218.96 * session containment**
- 214.75 * minor
- 211.84 * minor
- 208.50 * minor
- 206.29 *** wkly containment UP**
- 202.59 * minor
- 196.18 *** wkly containment DP**



O= 223.49
H= 235.00
L= 222.25
C= 230.17
Δ= +10.76

Tesla (TSLA) - daily chart



Support and Resistance

252.87 * session containment

249.01 * minor

245.80 * minor

244.57 * minor

242.75 *** wkly containment UP

239.65 * minor

237.00 * intra-day containment

233.09 * minor

230.72 * minor

228.22 * minor

226.50 * minor

223.27 * intra-day containment

220.63 * minor

218.96 * session containment

214.75 * minor

211.84 * minor

208.50 * minor

206.29 *** wkly containment UP

202.59 * minor

196.18 *** wkly containment DP



O= 223.49
 H= 235.00
 L= 222.25
 L= 230.17
 Δ= +10.76

Tesla (TSLA) - daily chart



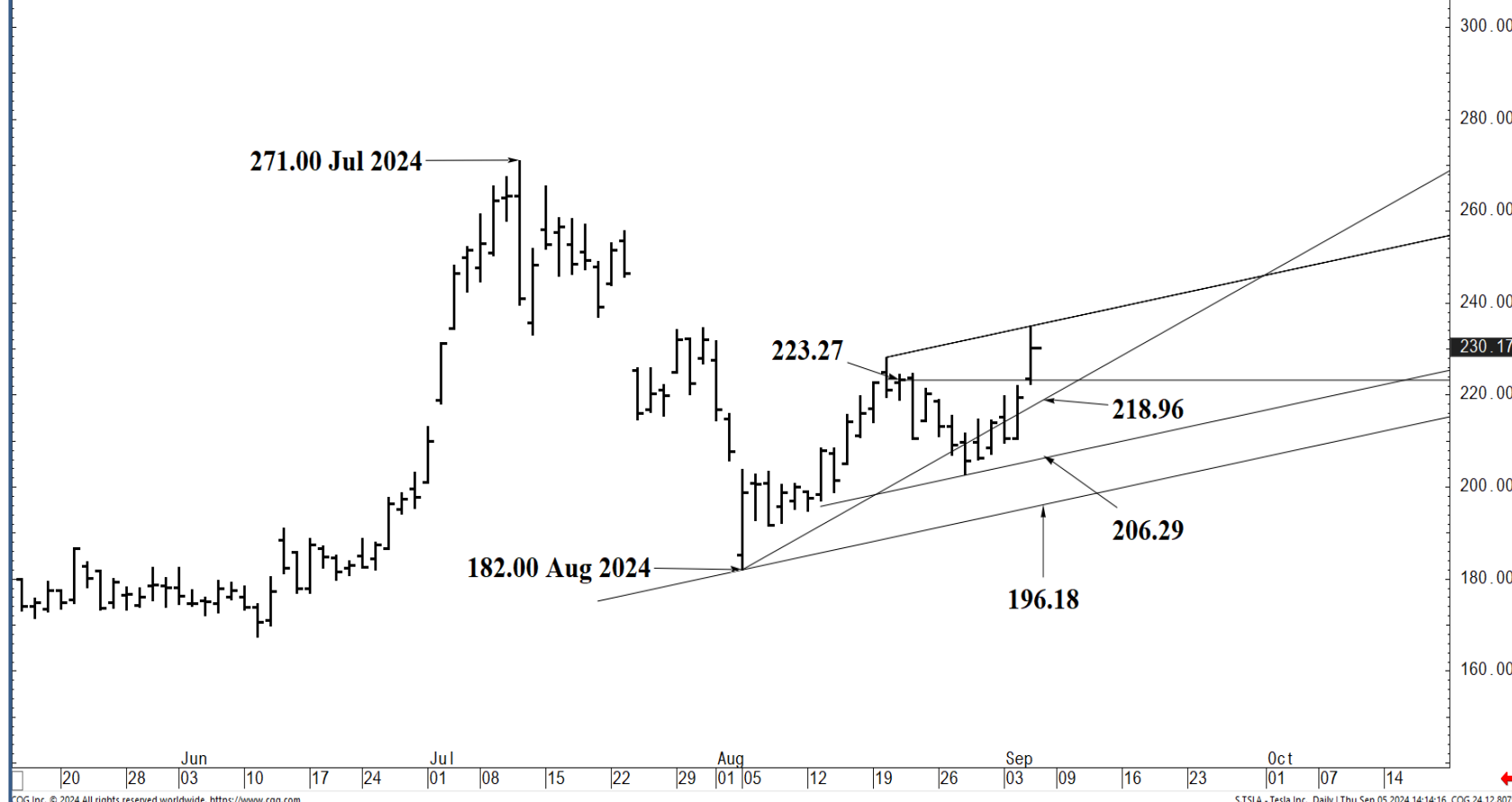
Support and Resistance

- 252.87 * session containment**
- 249.01 * minor
- 245.80 * minor
- 244.57 * minor
- 242.75 *** wkly containment UP**
- 239.65 * minor
- 237.00 * intra-day containment
- 233.09 * minor
- 230.72 * minor
- 228.22 * minor
- 226.50 * minor
- 223.27 * intra-day containment
- 220.63 * minor
- 218.96 * session containment**
- 214.75 * minor
- 211.84 * minor
- 208.50 * minor
- 206.29 *** wkly containment UP**
- 202.59 * minor
- 196.18 *** wkly containment DP**



O= 223.49
 H= 235.00
 L= 222.25
 C= 230.17
 Δ= +10.76

Tesla (TSLA) - daily chart



Support and Resistance

- 252.87** * session containment
- 249.01 * minor
- 245.80 * minor
- 244.57 * minor
- 242.75** *** wkly containment UP
- 239.65 * minor
- 237.00 * intra-day containment
- 233.09 * minor
- 230.72 * minor
- 228.22 * minor
- 226.50 * minor
- 223.27 * intra-day containment
- 220.63 * minor
- 218.96** * session containment
- 214.75 * minor
- 211.84 * minor
- 208.50 * minor
- 206.29** *** wkly containment UP
- 202.59 * minor
- 196.18** *** wkly containment DP

