



# WICKED STOCKS

DIRECTIONAL CLARITY FOR THE ACTIVE INVESTOR



## Support and Resistance

- 271.00** \* session containment
- 267.59 \* minor
- 263.26 \* intra-day containment
- 261.09 \* minor
- 258.62 \* minor

### 254.87 \*\*\* wkly containment UP

- 251.51 \* minor
- 249.52 \* intra-day containment
- 246.38 \* minor

### 243.73 \* session containment

- 239.20 \* minor
- 237.00 \* intra-day containment
- 234.27 \* minor

### 231.98 \* session containment

- 229.38 \* minor
- 226.54 \* minor
- 221.97 \* intra-day containment
- 216.80 \* minor

- 214.80** \*\*\* weekly containment UP
- 207.17** \*\*\* weekly containment DP

O= 234.00  
H= 244.24  
L= 232.13  
L= 243.92  
Δ= +16.72

### Tesla, Inc (TSLA) - weekly bar chart



### Support and Resistance

- 271.00 \* session containment**
- 267.59 \* minor
- 263.26 \* intra-day containment
- 261.09 \* minor
- 258.62 \* minor
- 254.87 \*\*\* wkly containment UP**
- 251.51 \* minor
- 249.52 \* intra-day containment
- 246.38 \* minor
- 243.73 \* session containment**
- 239.20 \* minor
- 237.00 \* intra-day containment
- 234.27 \* minor
- 231.98 \* session containment**
- 229.38 \* minor
- 226.54 \* minor
- 221.97 \* intra-day containment
- 216.80 \* minor
- 214.80 \*\*\* weekly containment UP**
- 207.17 \*\*\* weekly containment DP**

CGG Inc. © 2024 All rights reserved worldwide. <https://www.cgg.com>

S:TSLA - Tesla Inc., Weekly | Thu Sep 19 2024 14:09:31, CGG 24-12-8073



O= 234.00  
 H= 244.24  
 L= 232.13  
 L= 243.92  
 Δ= +16.72

### Tesla, Inc (TSLA) - weekly bar chart



### Support and Resistance

- 271.00** \* session containment
- 267.59 \* minor
- 263.26 \* intra-day containment
- 261.09 \* minor
- 258.62 \* minor
- 254.87** \*\*\* wkly containment UP
- 251.51 \* minor
- 249.52 \* intra-day containment
- 246.38 \* minor
- 243.73** \* session containment
- 239.20 \* minor
- 237.00 \* intra-day containment
- 234.27 \* minor
- 231.98** \* session containment
- 229.38 \* minor
- 226.54 \* minor
- 221.97 \* intra-day containment
- 216.80 \* minor
- 214.80** \*\*\* weekly containment UP
- 207.17** \*\*\* weekly containment DP



O= 234.00  
 H= 244.24  
 L= 232.13  
 L= 243.92  
 Δ= +16.72

# Tesla (TSLA) - daily chart



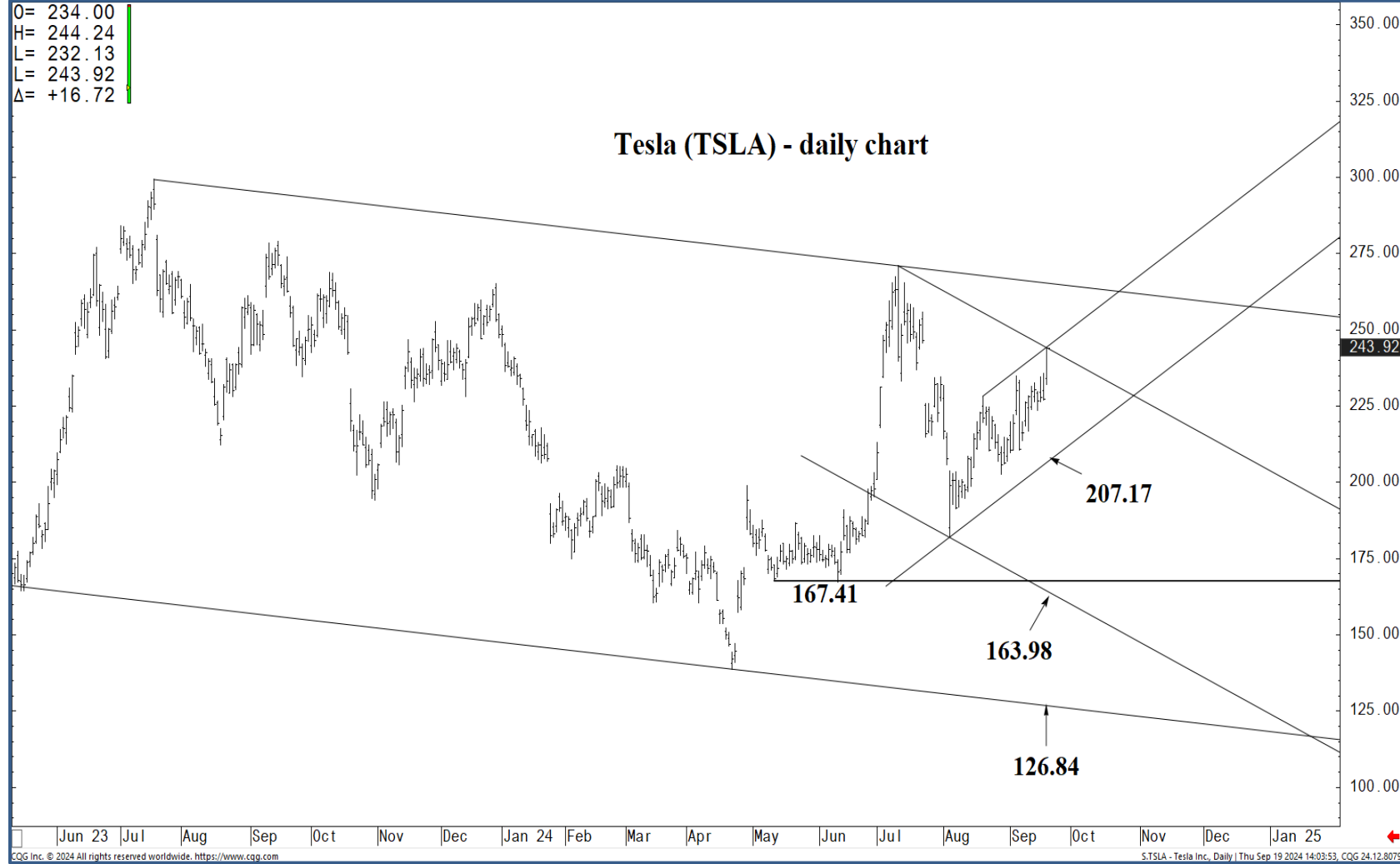
## Support and Resistance

- 271.00 \* session containment**
- 267.59 \* minor
- 263.26 \* intra-day containment
- 261.09 \* minor
- 258.62 \* minor
- 254.87 \*\*\* wkly containment UP**
- 251.51 \* minor
- 249.52 \* intra-day containment
- 246.38 \* minor
- 243.92 \* session containment**
- 239.20 \* minor
- 237.00 \* intra-day containment
- 234.27 \* minor
- 231.98 \* session containment**
- 229.38 \* minor
- 226.54 \* minor
- 221.97 \* intra-day containment
- 216.80 \* minor
- 214.80 \*\*\* weekly containment UP**
- 207.17 \*\*\* weekly containment DP**



O= 234.00  
 H= 244.24  
 L= 232.13  
 L= 243.92  
 Δ= +16.72

### Tesla (TSLA) - daily chart



### Support and Resistance

- 271.00** \* session containment
- 267.59 \* minor
- 263.26 \* intra-day containment
- 261.09 \* minor
- 258.62 \* minor
- 254.87** \*\*\* wkly containment UP
- 251.51 \* minor
- 249.52 \* intra-day containment
- 246.38 \* minor
- 243.92**
- 243.73** \* session containment
- 239.20 \* minor
- 237.00 \* intra-day containment
- 234.27 \* minor
- 231.98** \* session containment
- 229.38 \* minor
- 226.54 \* minor
- 221.97 \* intra-day containment
- 216.80 \* minor
- 214.80** \*\*\* weekly containment UP
- 207.17** \*\*\* weekly containment DP



O= 234.00  
 H= 244.24  
 L= 232.13  
 C= 243.92  
 Δ= +16.72

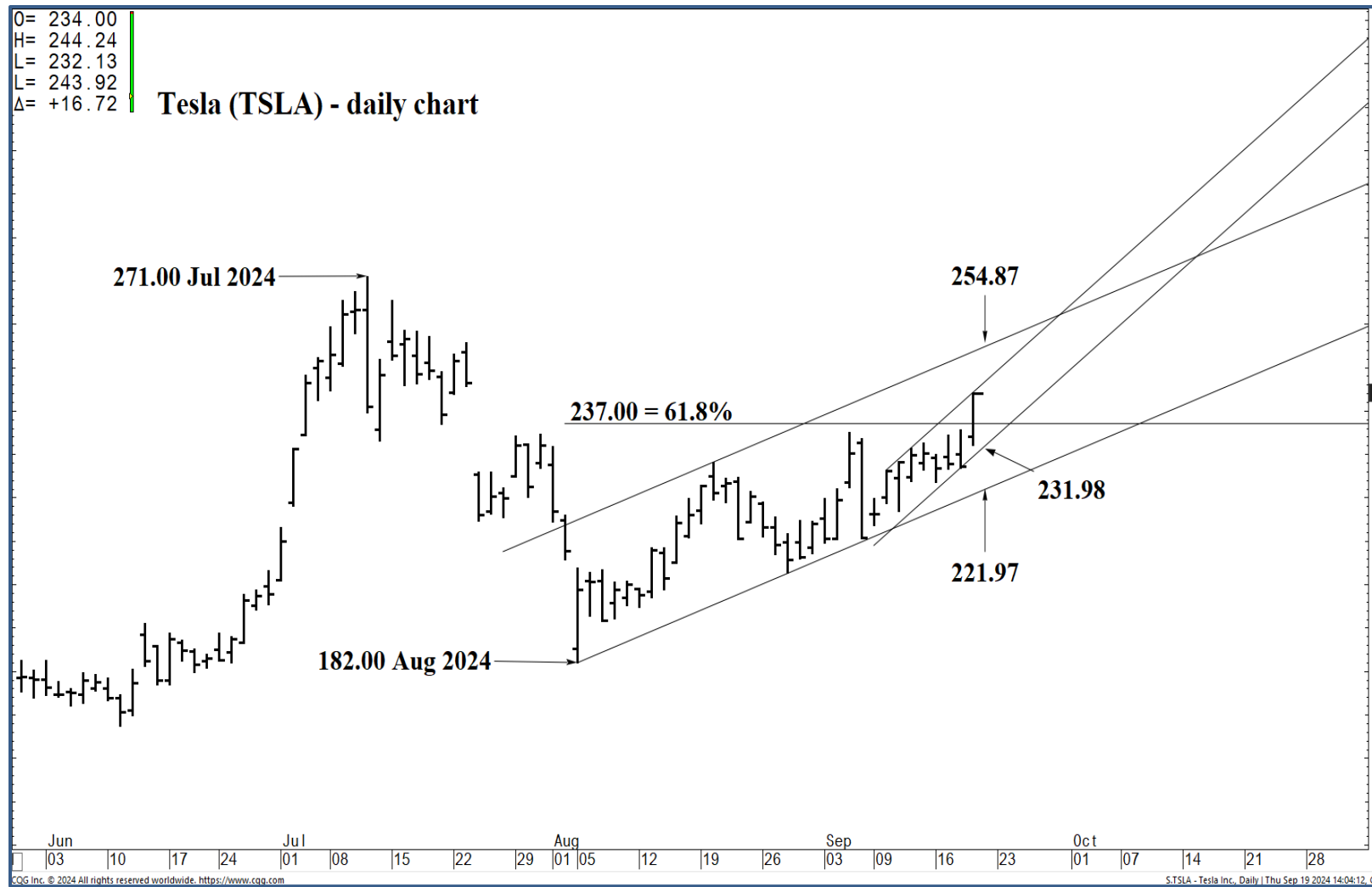
# Tesla (TSLA) - daily chart



## Support and Resistance

- 271.00** \* session containment
- 267.59 \* minor
- 263.26 \* intra-day containment
- 261.09 \* minor
- 258.62 \* minor
- 254.87** \*\*\* wkly containment UP
- 251.51 \* minor
- 249.52 \* intra-day containment
- 246.38 \* minor
- 243.73** \* session containment
- 239.20 \* minor
- 237.00 \* intra-day containment
- 234.27 \* minor
- 231.98** \* session containment
- 229.38 \* minor
- 226.54 \* minor
- 221.97 \* intra-day containment
- 216.80 \* minor
- 214.80** \*\*\* weekly containment UP
- 207.17** \*\*\* weekly containment DP





### Support and Resistance

- 271.00** \* session containment
- 267.59 \* minor
- 263.26 \* intra-day containment
- 261.09 \* minor
- 258.62 \* minor
- 254.87** \*\*\* wkly containment UP
- 251.51 \* minor
- 249.52 \* intra-day containment
- 246.38 \* minor
- 243.92** \* session containment
- 239.20 \* minor
- 237.00 \* intra-day containment
- 234.27 \* minor
- 231.98** \* session containment
- 229.38 \* minor
- 226.54 \* minor
- 221.97 \* intra-day containment
- 216.80 \* minor
- 214.80** \*\*\* weekly containment UP
- 207.17** \*\*\* weekly containment DP



O= 234.00  
 H= 244.24  
 L= 232.13  
 L= 243.92  
 Δ= +16.72

### Tesla (TSLA) - daily chart



### Support and Resistance

- 271.00 \* session containment**
- 267.59 \* minor
- 263.26 \* intra-day containment
- 261.09 \* minor
- 258.62 \* minor
- 254.87 \*\*\* wkly containment UP**
- 251.51 \* minor
- 249.52 \* intra-day containment
- 246.38 \* minor
- 243.73 \* session containment**
- 239.20 \* minor
- 237.00 \* intra-day containment
- 234.27 \* minor
- 231.98 \* session containment**
- 229.38 \* minor
- 226.54 \* minor
- 221.97 \* intra-day containment
- 216.80 \* minor
- 214.80 \*\*\* weekly containment UP**
- 207.17 \*\*\* weekly containment DP**

CGG Inc. © 2024 All rights reserved worldwide. <https://www.cgg.com>

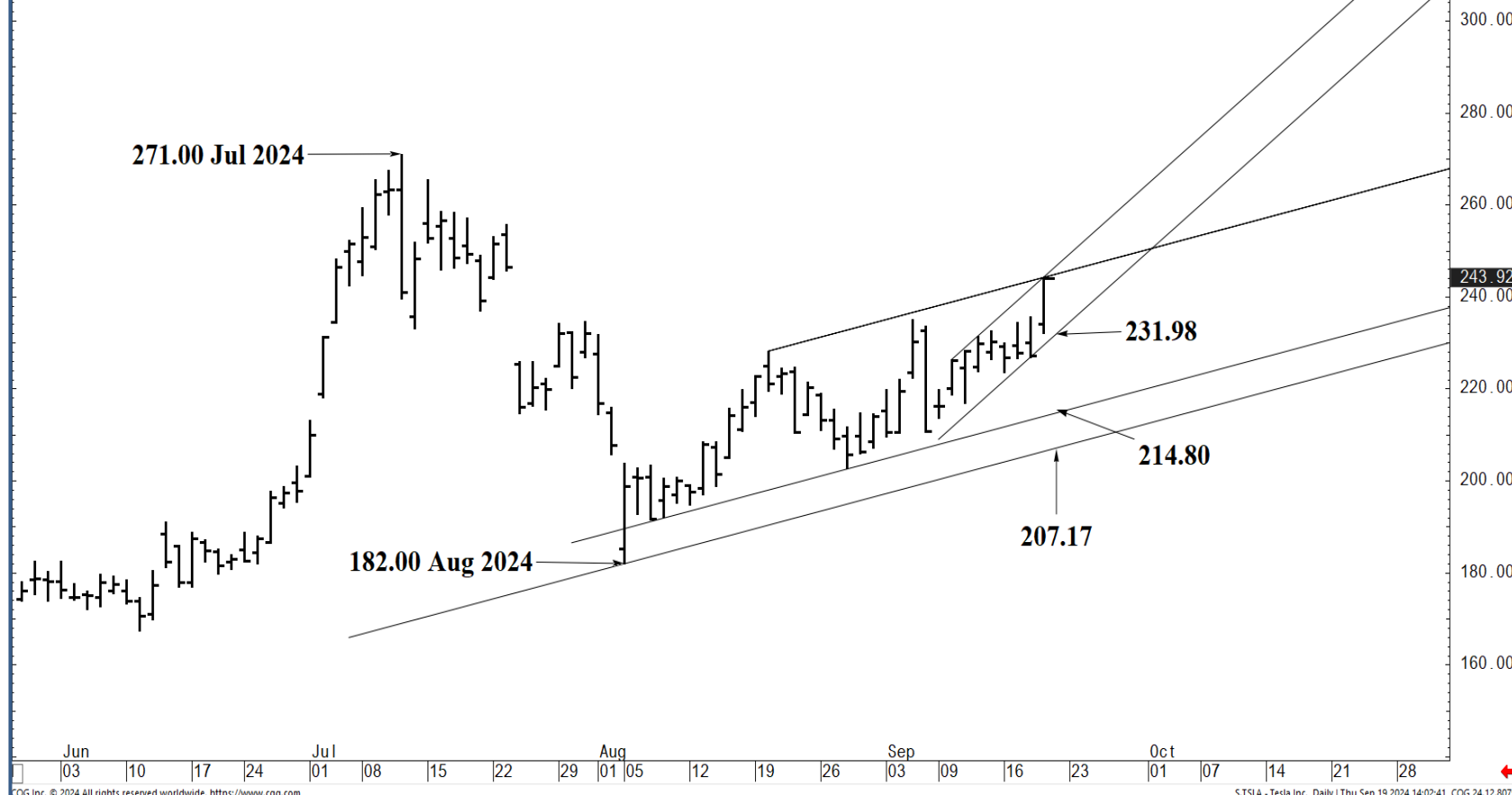
S:TSLA - Tesla Inc., Daily | Thu Sep 19 2024 14:24:08, CGG 24.12.8079





O= 234.00  
 H= 244.24  
 L= 232.13  
 C= 243.92  
 Δ= +16.72

### Tesla (TSLA) - daily chart



### Support and Resistance

- 271.00 \* session containment**
- 267.59 \* minor
- 263.26 \* intra-day containment
- 261.09 \* minor
- 258.62 \* minor
- 254.87 \*\*\* wkly containment UP**
- 251.51 \* minor
- 249.52 \* intra-day containment
- 246.38 \* minor
- 243.92 \* session containment**
- 239.20 \* minor
- 237.00 \* intra-day containment
- 234.27 \* minor
- 231.98 \* session containment**
- 229.38 \* minor
- 226.54 \* minor
- 221.97 \* intra-day containment
- 216.80 \* minor
- 214.80 \*\*\* weekly containment UP**
- 207.17 \*\*\* weekly containment DP**

