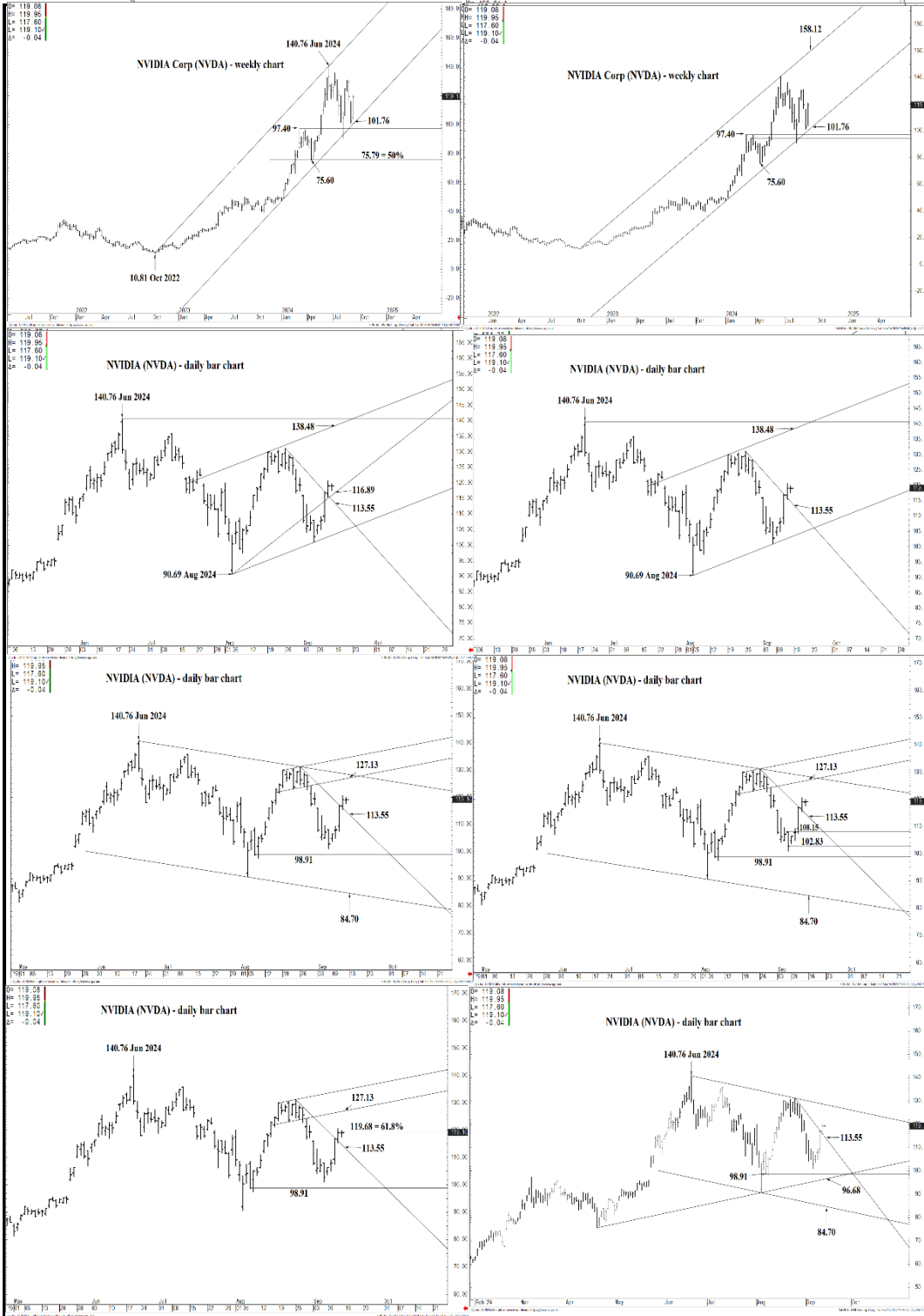




WICKED STOCKS

DIRECTIONAL CLARITY FOR THE ACTIVE INVESTOR



Support and Resistance

138.48 * weekly containment**
135.58 * session containment

133.73 * minor
 131.26 * intra-day containment
 130.00 * minor
 128.58 * minor

127.13 * session containment

124.37 * minor
 123.10 * minor
 121.63 * minor
 119.68 * intra-day containment
 118.30 * minor
 116.89 * minor
 115.38 * minor

113.55 * weekly containment UP**

110.87 * minor
 108.15 * intra-day containment
 106.55 * minor
 104.50 * minor

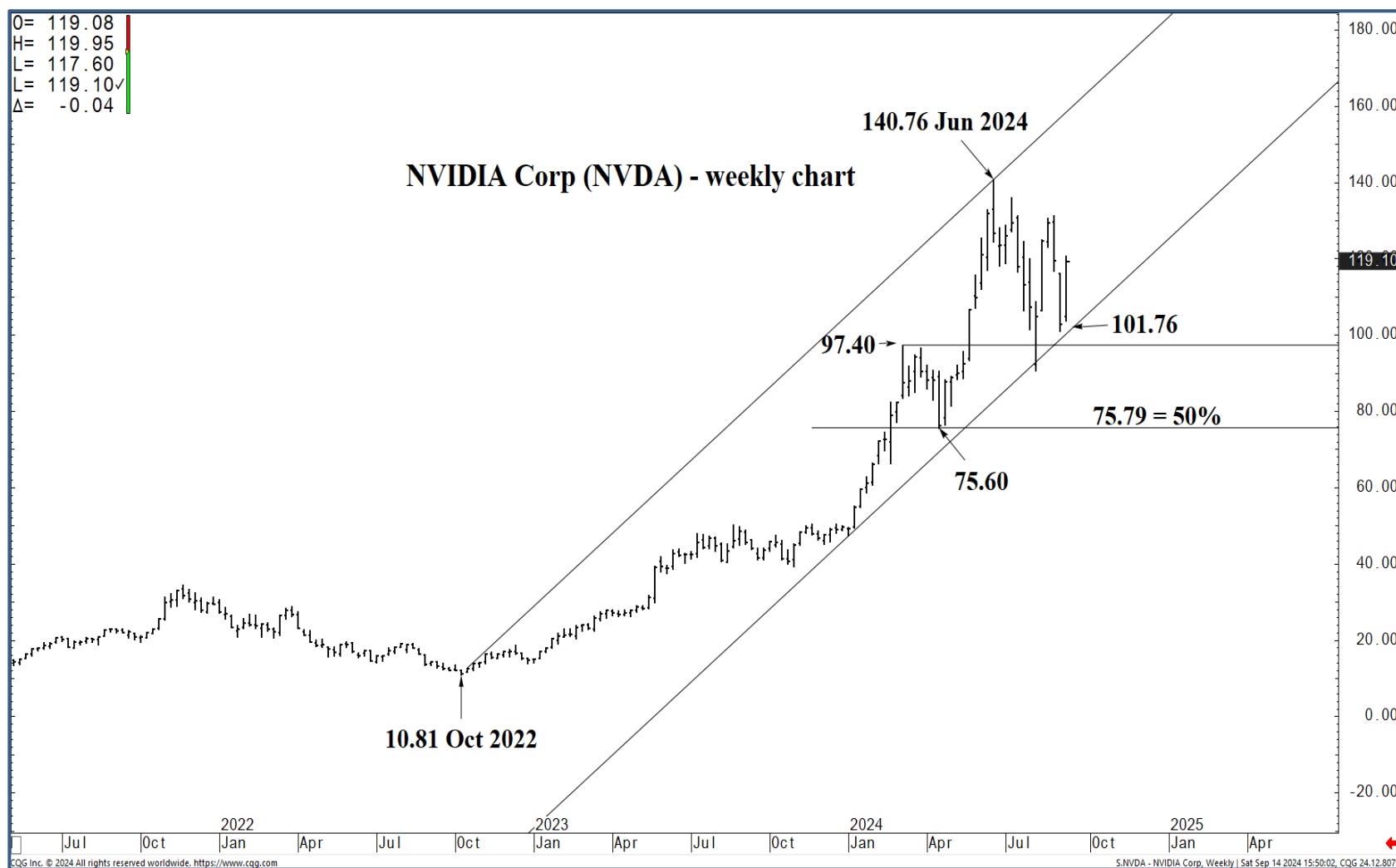
102.83 * session containment

100.14 * minor

98.91 * weekly containment**
96.68 * weekly containment**

O= 119.08
 H= 119.95
 L= 117.60
 L= 119.10✓
 Δ= -0.04

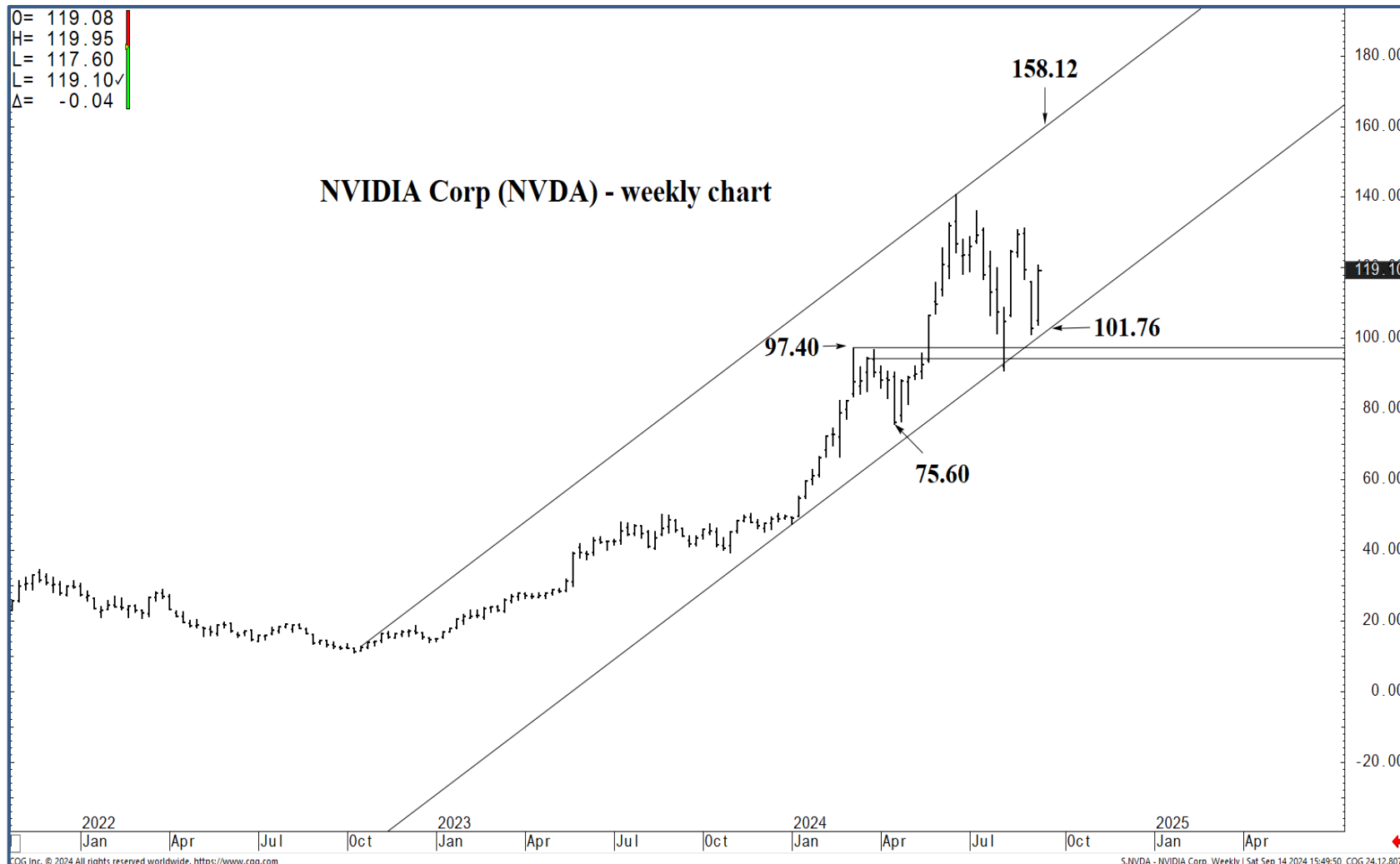
NVIDIA Corp (NVDA) - weekly chart



Support and Resistance

- 138.48 *** weekly containment**
- 135.58 * session containment**
- 133.73 * minor
- 131.26 * intra-day containment
- 130.00 * minor
- 128.58 * minor
- 127.13 * session containment**
- 124.37 * minor
- 123.10 * minor
- 121.63 * minor
- 119.68 * intra-day containment
- 118.30 * minor
- 116.89 * minor
- 115.38 * minor
- 113.55 *** weekly containment UP**
- 110.87 * minor
- 108.15 * intra-day containment
- 106.55 * minor
- 104.50 * minor
- 102.83 * session containment**
- 100.14 * minor
- 98.91 *** weekly containment**
- 96.68 *** weekly containment**





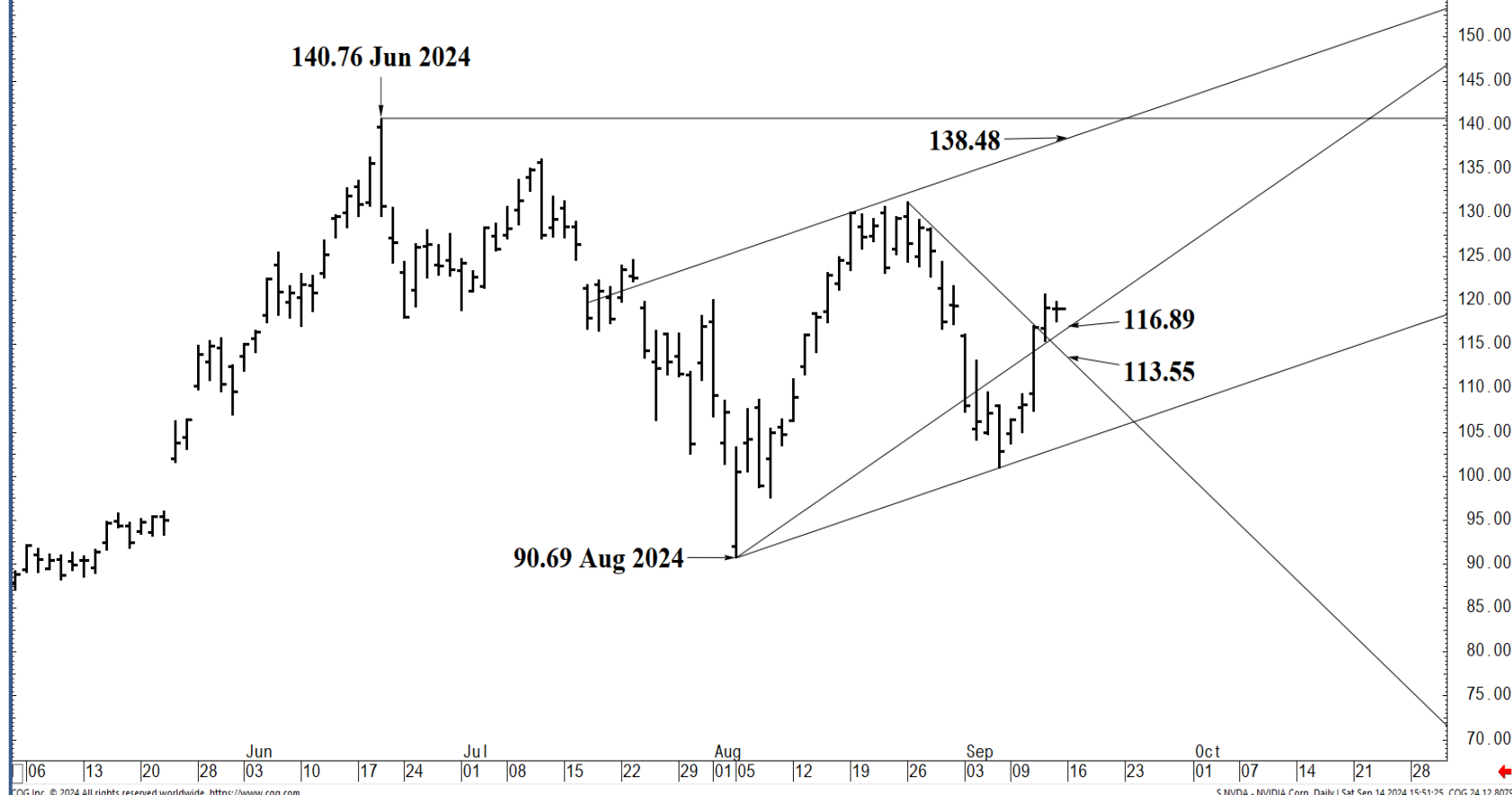
Support and Resistance

138.48 ***	weekly containment
135.58 *	session containment
133.73 *	minor
131.26 *	intra-day containment
130.00 *	minor
128.58 *	minor
127.13 *	session containment
124.37 *	minor
123.10 *	minor
121.63 *	minor
119.68 *	intra-day containment
118.30 *	minor
116.89 *	minor
115.38 *	minor
113.55 ***	weekly containment UP
110.87 *	minor
108.15 *	intra-day containment
106.55 *	minor
104.50 *	minor
102.83 *	session containment
100.14 *	minor
98.91 ***	weekly containment
96.68 ***	weekly containment



O= 119.08
 H= 119.95
 L= 117.60
 L= 119.10✓
 Δ= -0.04

NVIDIA (NVDA) - daily bar chart



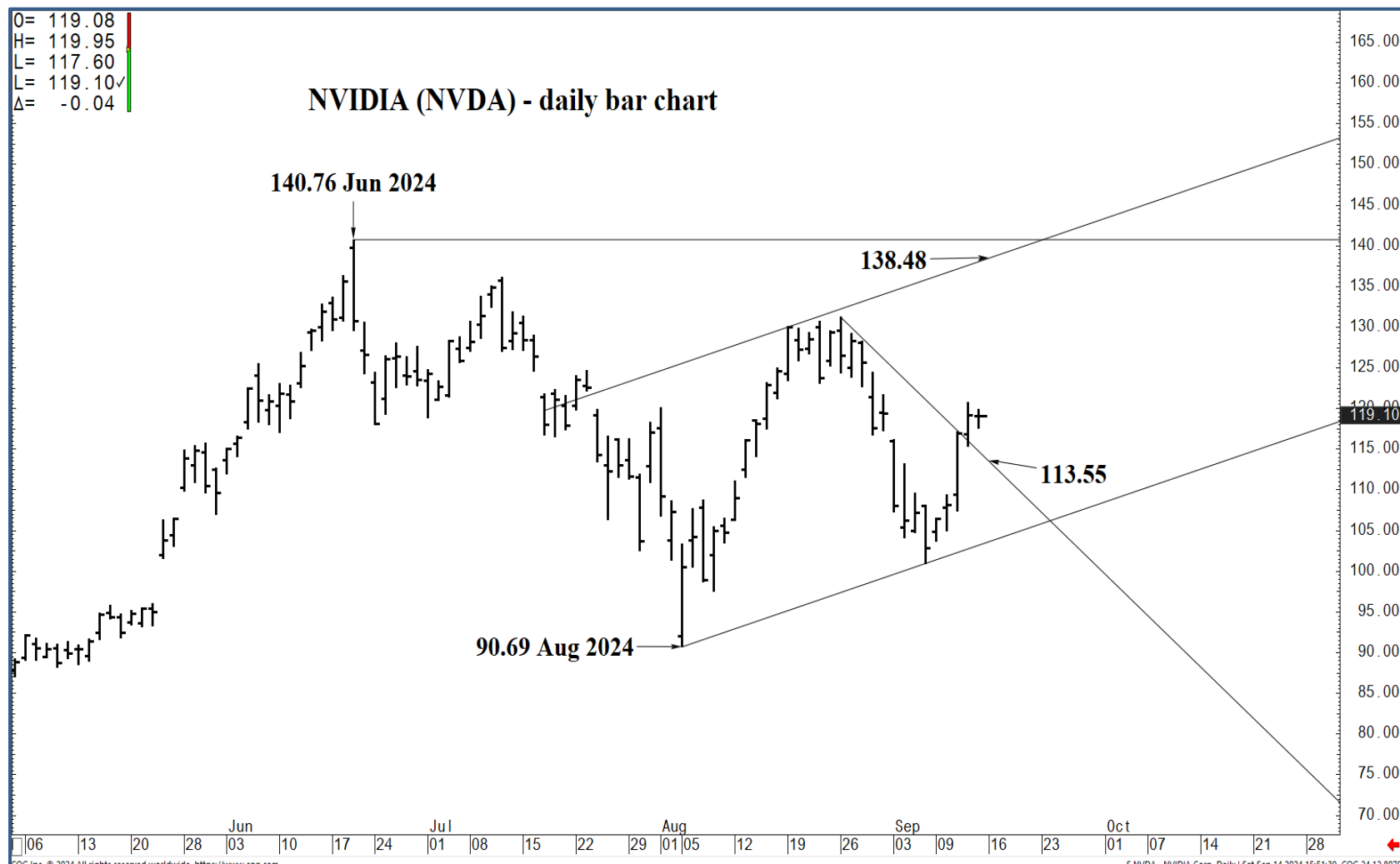
Support and Resistance

- 138.48 *** weekly containment**
- 135.58 * session containment**
- 133.73 * minor
- 131.26 * intra-day containment
- 130.00 * minor
- 128.58 * minor
- 127.13 * session containment**
- 124.37 * minor
- 123.10 * minor
- 121.63 * minor
- 119.68 * intra-day containment
- 118.30 * minor
- 116.89 * minor
- 115.38 * minor
- 113.55 *** weekly containment UP**
- 110.87 * minor
- 108.15 * intra-day containment
- 106.55 * minor
- 104.50 * minor
- 102.83 * session containment**
- 100.14 * minor
- 98.91 *** weekly containment**
- 96.68 *** weekly containment**



O= 119.08
 H= 119.95
 L= 117.60
 L= 119.10 ✓
 Δ= -0.04

NVIDIA (NVDA) - daily bar chart



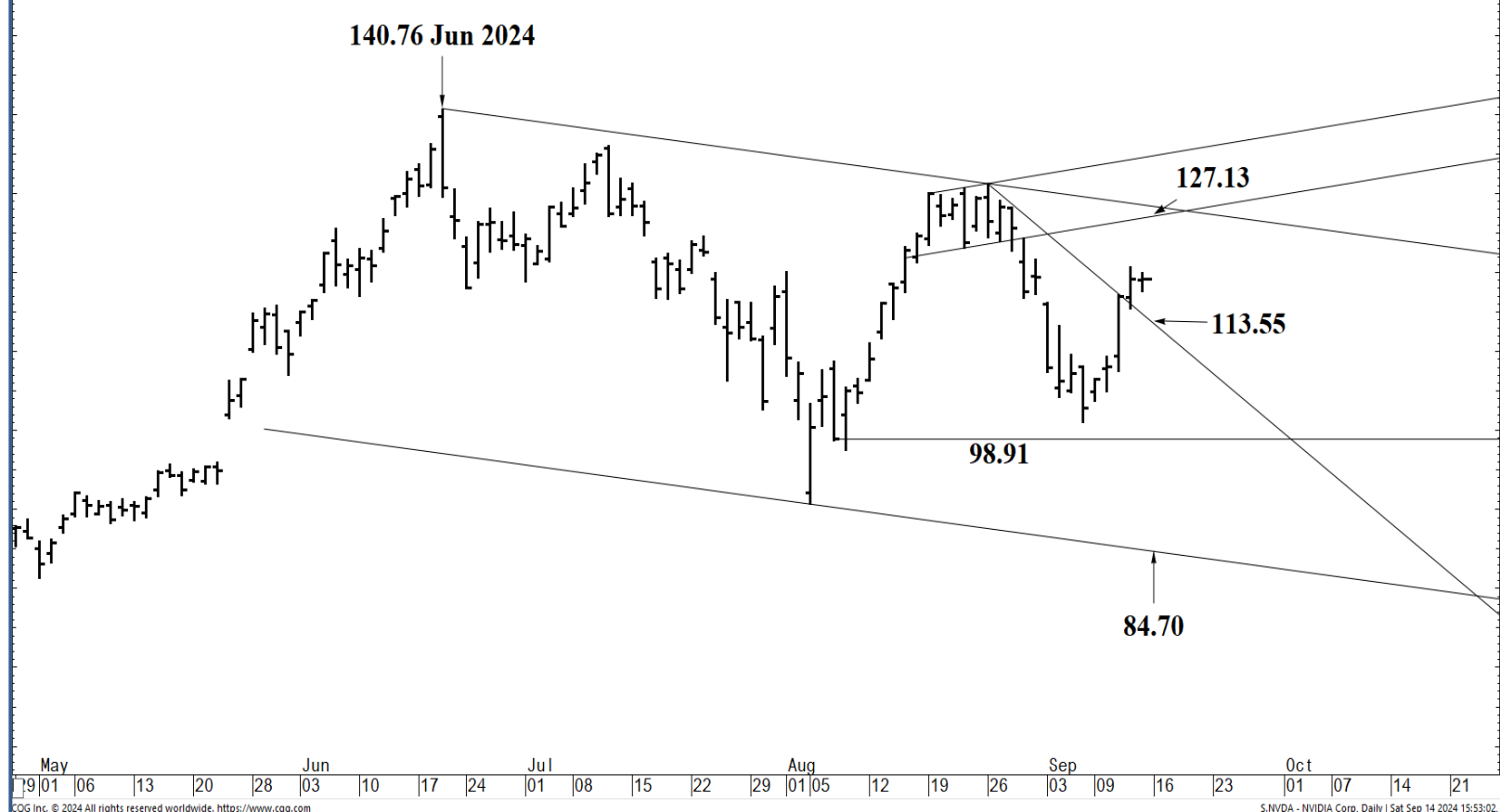
Support and Resistance

- 138.48 *** weekly containment**
- 135.58 * session containment**
- 133.73 * minor
- 131.26 * intra-day containment
- 130.00 * minor
- 128.58 * minor
- 127.13 * session containment**
- 124.37 * minor
- 123.10 * minor
- 121.63 * minor
- 119.68 * intra-day containment
- 118.30 * minor
- 116.89 * minor
- 115.38 * minor
- 113.55 *** weekly containment UP**
- 110.87 * minor
- 108.15 * intra-day containment
- 106.55 * minor
- 104.50 * minor
- 102.83 * session containment**
- 100.14 * minor
- 98.91 *** weekly containment**
- 96.68 *** weekly containment**



O= 119.08
 H= 119.95
 L= 117.60
 L= 119.10✓
 Δ= -0.04

NVIDIA (NVDA) - daily bar chart



Support and Resistance

- 138.48** *** weekly containment
- 135.58** * session containment
- 133.73 * minor
- 131.26 * intra-day containment
- 130.00 * minor
- 128.58 * minor
- 127.13** * session containment
- 124.37 * minor
- 123.10 * minor
- 121.63 * minor
- 119.68 * intra-day containment
- 118.30 * minor
- 116.89 * minor
- 115.38 * minor
- 113.55** *** weekly containment UP
- 110.87 * minor
- 108.15 * intra-day containment
- 106.55 * minor
- 104.50 * minor
- 102.83** * session containment
- 100.14 * minor
- 98.91** *** weekly containment
- 96.68** *** weekly containment



O= 119.08
 H= 119.95
 L= 117.60
 L= 119.10
 Δ= -0.04

NVIDIA (NVDA) - daily bar chart

140.76 Jun 2024



Support and Resistance

138.48 *** weekly containment
135.58 * session containment

133.73 * minor
 131.26 * intra-day containment
 130.00 * minor
 128.58 * minor

127.13 * session containment

124.37 * minor
 123.10 * minor
 121.63 * minor
 119.68 * intra-day containment
 118.30 * minor
 116.89 * minor
 115.38 * minor

113.55 *** weekly containment UP

110.87 * minor
 108.15 * intra-day containment
 106.55 * minor
 104.50 * minor

102.83 * session containment

100.14 * minor

98.91 *** weekly containment

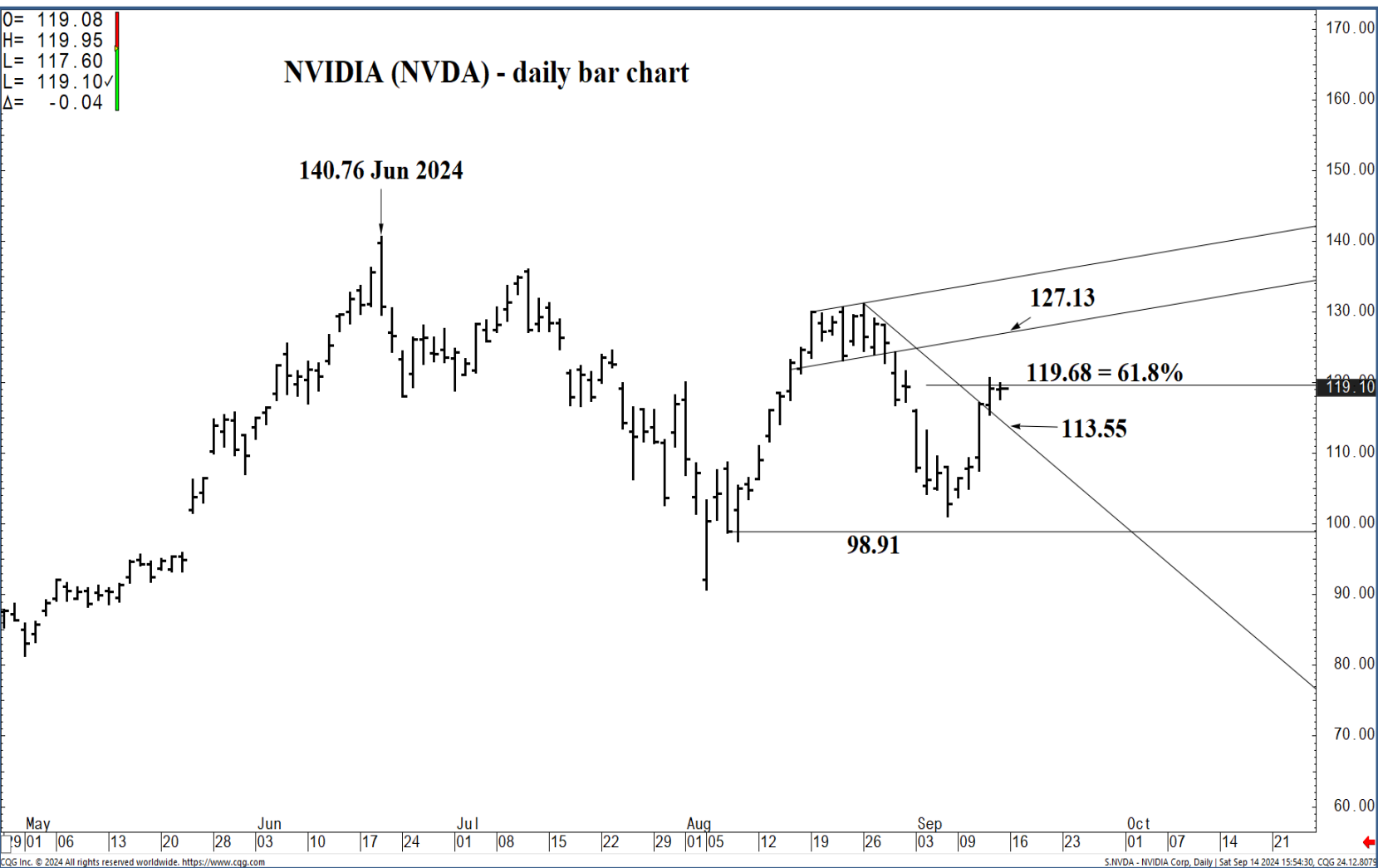
96.68 *** weekly containment

May 01 06 13 20 28 03 10 17 24 01 08 15 22 29 01 05 12 19 26 03 09 16 23 01 07 14 21
 CQG Inc. © 2024 All rights reserved worldwide. <https://www.cqg.com> S.NVDA - NVIDIA Corp, Daily | Sat Sep 14 2024 15:55:45, CQG 24-12-8073



O= 119.08
 H= 119.95
 L= 117.60
 L= 119.10
 Δ= -0.04

NVIDIA (NVDA) - daily bar chart



Support and Resistance

- 138.48 *** weekly containment**
- 135.58 * session containment**
- 133.73 * minor
- 131.26 * intra-day containment
- 130.00 * minor
- 128.58 * minor
- 127.13 * session containment**
- 124.37 * minor
- 123.10 * minor
- 121.63 * minor
- 119.68 * intra-day containment
- 118.30 * minor
- 116.89 * minor
- 115.38 * minor
- 113.55 *** weekly containment UP**
- 110.87 * minor
- 108.15 * intra-day containment
- 106.55 * minor
- 104.50 * minor
- 102.83 * session containment**
- 100.14 * minor
- 98.91 *** weekly containment**
- 96.68 *** weekly containment**

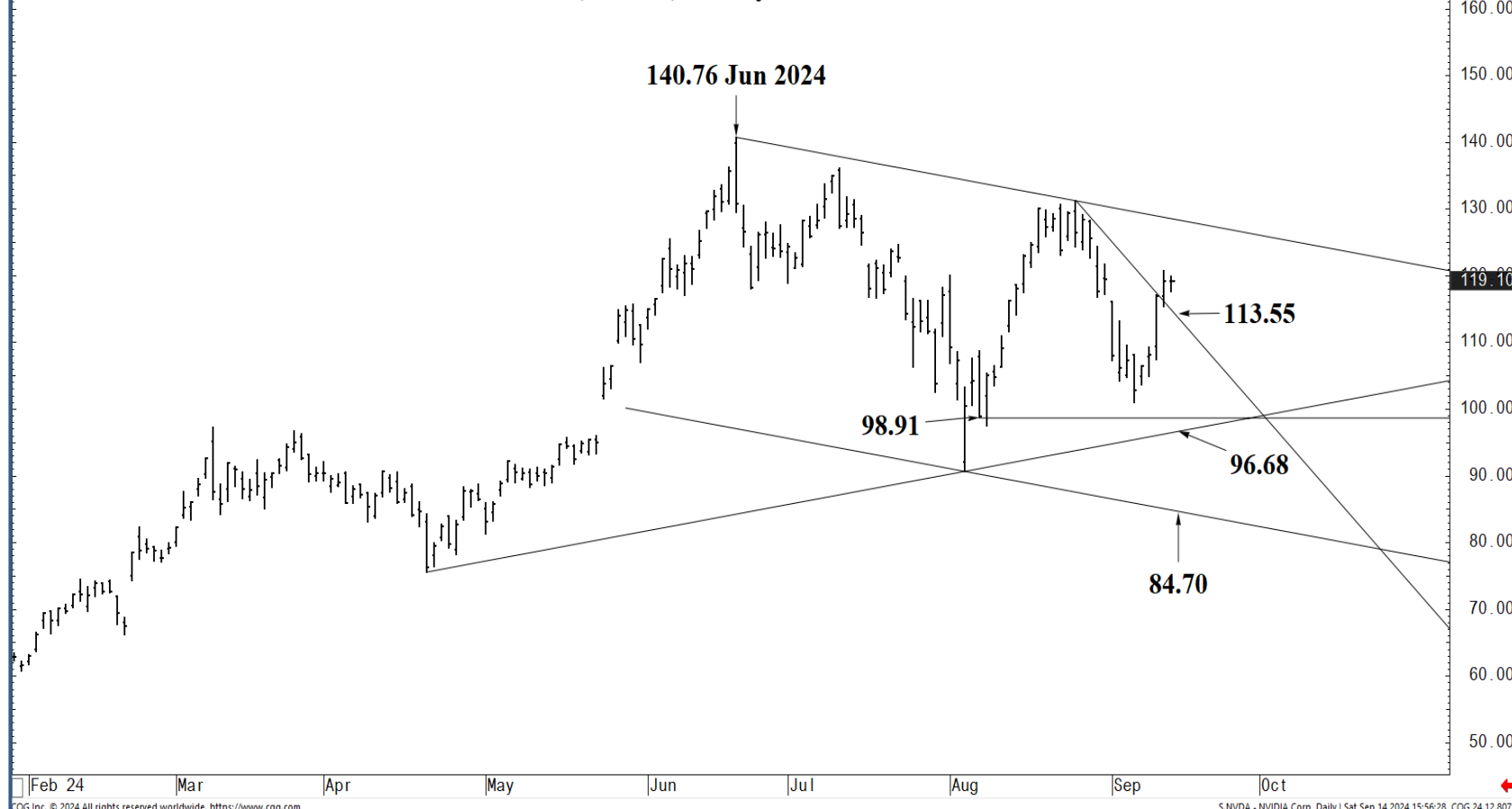
COG Inc. © 2024 All rights reserved worldwide. <https://www.cog.com>

S:NVDA - NVIDIA Corp, Daily | Sat Sep 14 2024 15:54:30, COG 24.12.8079



O= 119.08
 H= 119.95
 L= 117.60
 L= 119.10✓
 Δ= -0.04

NVIDIA (NVDA) - daily bar chart



Support and Resistance

- 138.48 *** weekly containment**
- 135.58 * session containment**

- 133.73 * minor
- 131.26 * intra-day containment
- 130.00 * minor
- 128.58 * minor

- 127.13 * session containment**

- 124.37 * minor
- 123.10 * minor
- 121.63 * minor
- 119.68 * intra-day containment
- 118.30 * minor
- 116.89 * minor
- 115.38 * minor

- 113.55 *** weekly containment UP**

- 110.87 * minor
- 108.15 * intra-day containment
- 106.55 * minor
- 104.50 * minor

- 102.83 * session containment**

- 100.14 * minor

- 98.91 *** weekly containment**
- 96.68 *** weekly containment**

