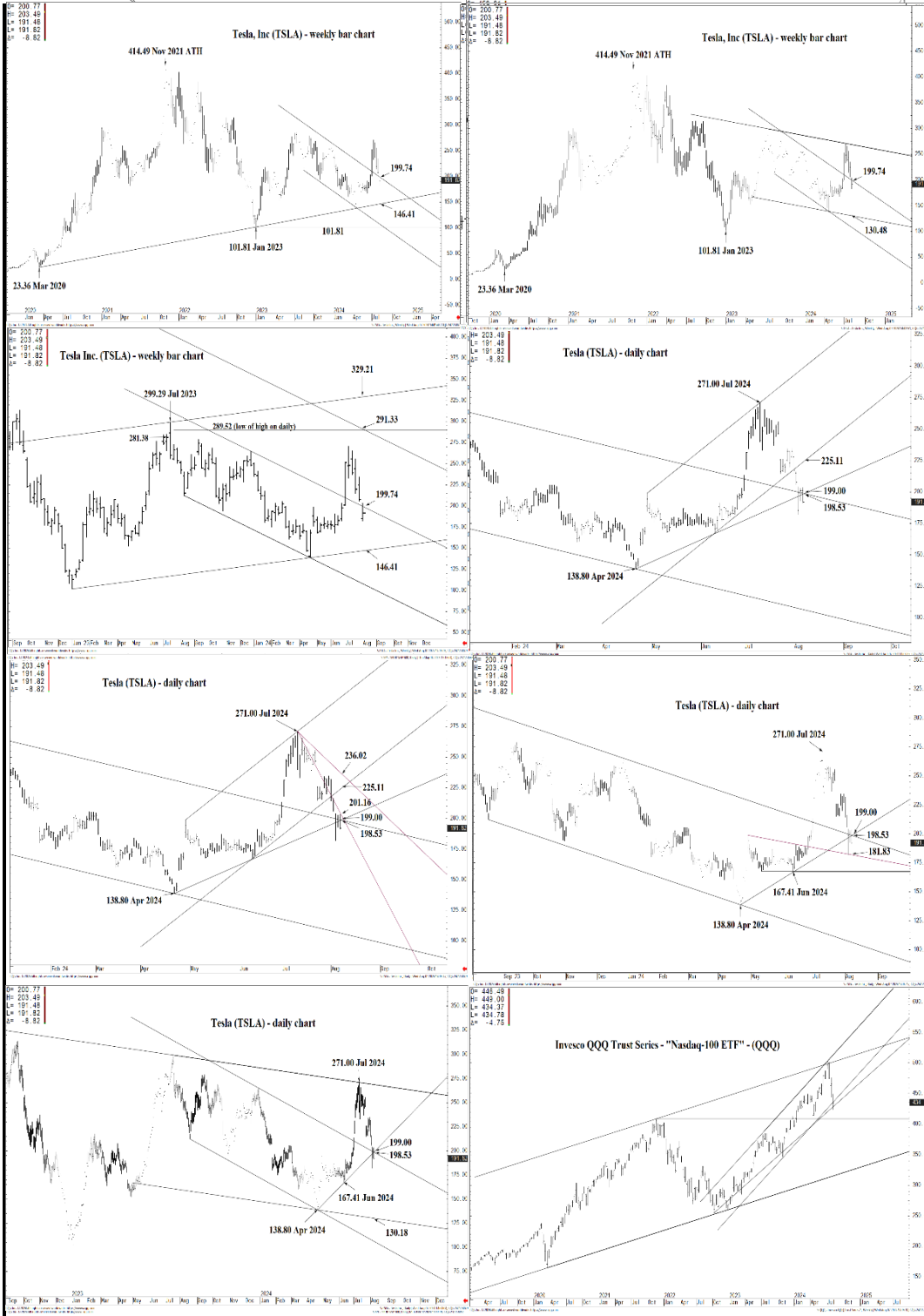




WICKED STOCKS

DIRECTIONAL CLARITY FOR THE ACTIVE INVESTOR



Support and Resistance

- 225.11 *** weekly containment**
- 222.63 * minor
- 220.25 * minor
- 217.43 * session containment**
- 213.23 * minor
- 209.86 * minor
- 207.12 * minor
- 203.87 * minor
- 201.16 * session containment UP**
- 199.00 **** multi-wk contain**
- 198.53 **** multi-wk contain DP**
- 194.05 * minor
- 189.50 * minor
- 186.35 * minor
- 183.61 * minor
- 181.83 * intra-day containment
- 179.66 * minor
- 176.00 * minor
- 172.12 * minor
- 167.41 * session containment**

O= 200.77
 H= 203.49
 L= 191.48
 L= 191.82
 Δ= -8.82

Tesla, Inc (TSLA) - weekly bar chart



Support and Resistance

- 225.11 *** weekly containment**
- 222.63 * minor
- 220.25 * minor
- 217.43 * session containment**
- 213.23 * minor
- 209.86 * minor
- 207.12 * minor
- 203.87 * minor
- 201.16 * session containment UP**
- 199.00 **** multi-wk contain UP**
- 198.53 **** multi-wk contain DP**
- 194.05 * minor
- 189.50 * minor
- 186.35 * minor
- 183.61 * minor
- 181.83 * intra-day containment
- 179.66 * minor
- 176.00 * minor
- 172.12 * minor
- 167.41 * session containment**



O= 200.77
 H= 203.49
 L= 191.48
 L= 191.82
 Δ= -8.82

Tesla, Inc (TSLA) - weekly bar chart



Support and Resistance

- 225.11 *** weekly containment**
- 222.63 * minor
- 220.25 * minor
- 217.43 * session containment**
- 213.23 * minor
- 209.86 * minor
- 207.12 * minor
- 203.87 * minor
- 201.16 * session containment UP**
- 199.00 **** multi-wk contain**
- 198.53 **** multi-wk contain DP**
- 194.05 * minor
- 189.50 * minor
- 186.35 * minor
- 183.61 * minor
- 181.83 * intra-day containment
- 179.66 * minor
- 176.00 * minor
- 172.12 * minor
- 167.41 * session containment**

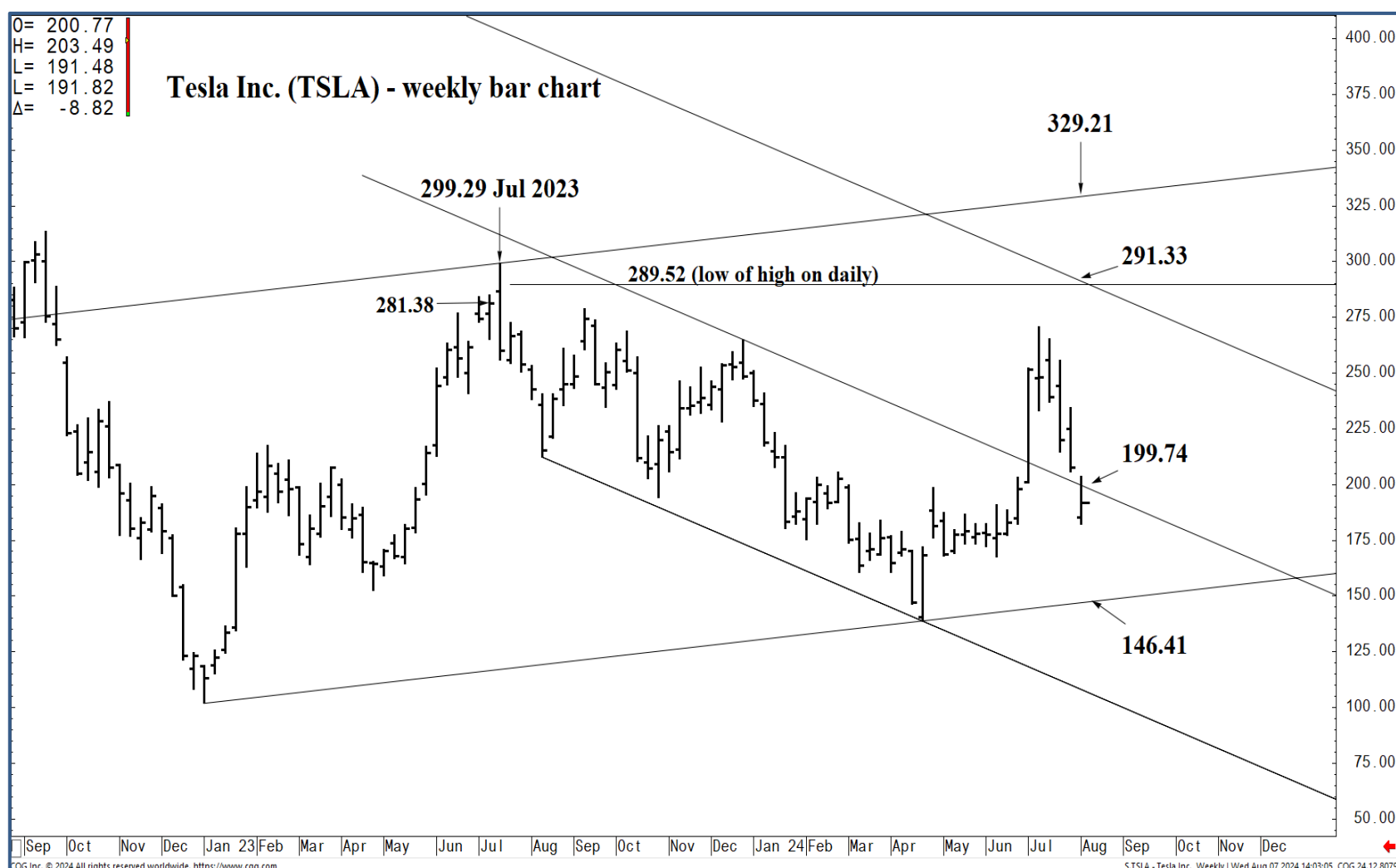
COG Inc. © 2024 All rights reserved worldwide. <https://www.cog.com>

S.TSLA - Tesla Inc, Weekly | Wed Aug 07 2024 14:02:51, COG 24.12.8078



O= 200.77
 H= 203.49
 L= 191.48
 C= 191.82
 Δ= -8.82

Tesla Inc. (TSLA) - weekly bar chart



Support and Resistance

- 225.11 *** weekly containment**
- 222.63 * minor
- 220.25 * minor
- 217.43 * session containment**
- 213.23 * minor
- 209.86 * minor
- 207.12 * minor
- 203.87 * minor
- 201.16 * session containment UP**
- 199.00 **** multi-wk contain**
- 198.53 **** multi-wk contain DP**
- 194.05 * minor
- 189.50 * minor
- 186.35 * minor
- 183.61 * minor
- 181.83 * intra-day containment
- 179.66 * minor
- 176.00 * minor
- 172.12 * minor
- 167.41 * session containment**



O= 200.77
 H= 203.49
 L= 191.48
 L= 191.82
 Δ= -8.82

Tesla (TSLA) - daily chart



Support and Resistance

- 225.11 *** weekly containment**
- 222.63 * minor
- 220.25 * minor
- 217.43 * session containment**
- 213.23 * minor
- 209.86 * minor
- 207.12 * minor
- 203.87 * minor
- 201.16 * session containment UP**
- 199.00 **** multi-wk contain**
- 198.53 **** multi-wk contain DP**
- 194.05 * minor
- 189.50 * minor
- 186.35 * minor
- 183.61 * minor
- 181.83 * intra-day containment
- 179.66 * minor
- 176.00 * minor
- 172.12 * minor
- 167.41 * session containment**



O= 200.77
 H= 203.49
 L= 191.48
 L= 191.82
 Δ= -8.82

Tesla (TSLA) - daily chart



Support and Resistance

- 225.11** *** weekly containment
- 222.63 * minor
- 220.25 * minor
- 217.43** * session containment
- 213.23 * minor
- 209.86 * minor
- 207.12 * minor
- 203.87 * minor
- 201.16** * session containment UP
- 199.00** **** multi-wk contain
- 198.53** **** multi-wk contain DP
- 194.05 * minor
- 189.50 * minor
- 186.35 * minor
- 183.61 * minor
- 181.83 * intra-day containment
- 179.66 * minor
- 176.00 * minor
- 172.12 * minor
- 167.41** * session containment



O= 200.77
 H= 203.49
 L= 191.48
 L= 191.82
 Δ= -8.82

Tesla (TSLA) - daily chart



Support and Resistance

- 225.11 *** weekly containment**
- 222.63 * minor
- 220.25 * minor
- 217.43 * session containment**
- 213.23 * minor
- 209.86 * minor
- 207.12 * minor
- 203.87 * minor
- 201.16 * session containment UP**
- 199.00 **** multi-wk contain**
- 198.53 **** multi-wk contain DP**
- 194.05 * minor
- 189.50 * minor
- 186.35 * minor
- 183.61 * minor
- 181.83 * intra-day containment
- 179.66 * minor
- 176.00 * minor
- 172.12 * minor
- 167.41 * session containment**

350.00
 325.00
 300.00
 275.00
 250.00
 225.00
 200.00
 175.00
 150.00
 125.00
 100.00

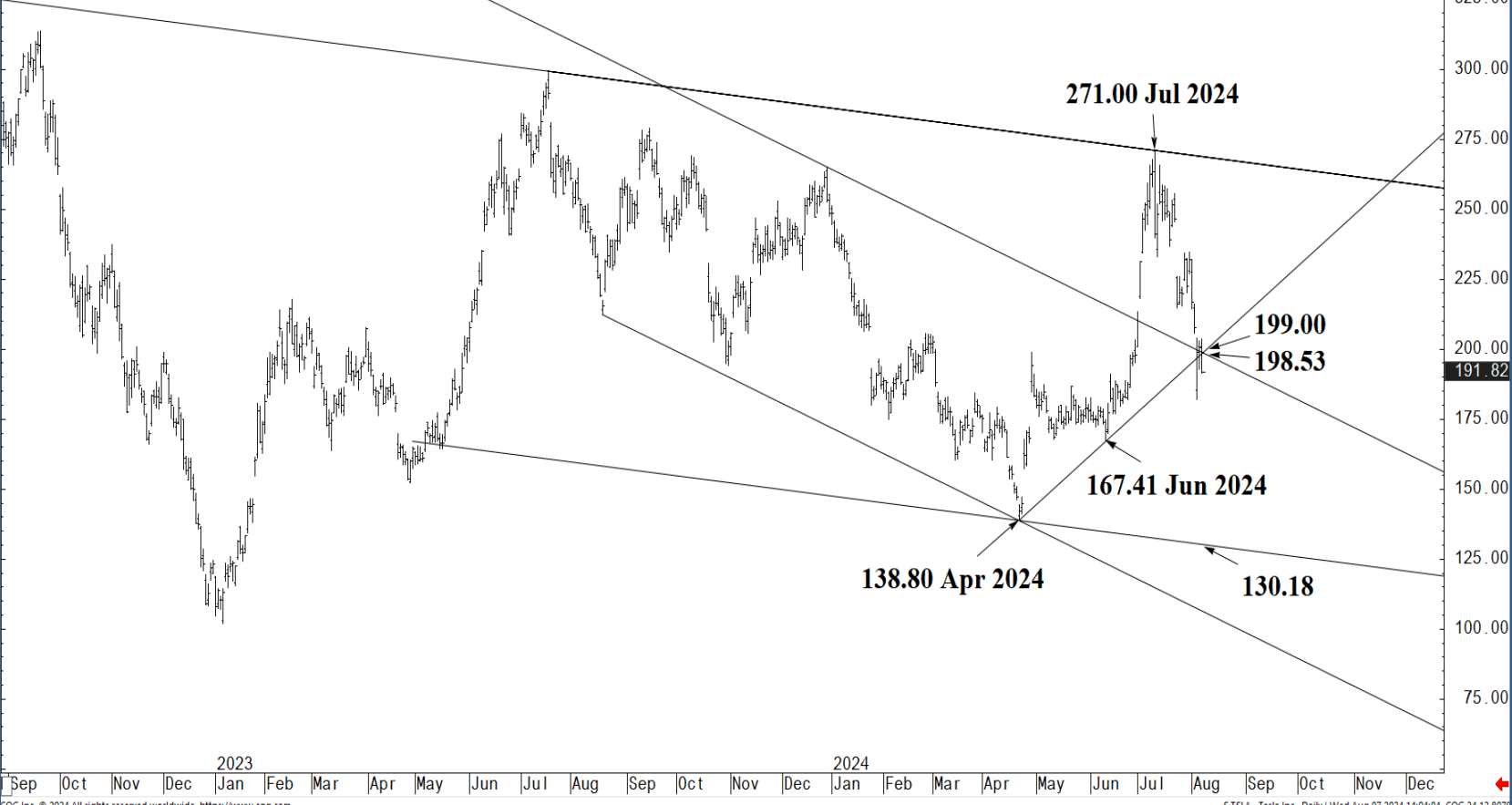
Sep 23 | Oct | Nov | Dec | Jan 24 | Feb | Mar | Apr | May | Jun | Jul | Aug | Sep

COG Inc. © 2024 All rights reserved worldwide. <https://www.cqg.com> S.TSLA - Tesla Inc., Daily | Wed Aug 07 2024 14:04:17, COG 24-12.8073



O= 200.77
 H= 203.49
 L= 191.48
 L= 191.82
 Δ= -8.82

Tesla (TSLA) - daily chart



Support and Resistance

- 225.11 *** weekly containment**
- 222.63 * minor
- 220.25 * minor
- 217.43 * session containment**
- 213.23 * minor
- 209.86 * minor
- 207.12 * minor
- 203.87 * minor
- 201.16 * session containment UP**
- 199.00 **** multi-wk contain**
- 198.53 **** multi-wk contain DP**
- 194.05 * minor
- 189.50 * minor
- 186.35 * minor
- 183.61 * minor
- 181.83 * intra-day containment
- 179.66 * minor
- 176.00 * minor
- 172.12 * minor
- 167.41 * session containment**

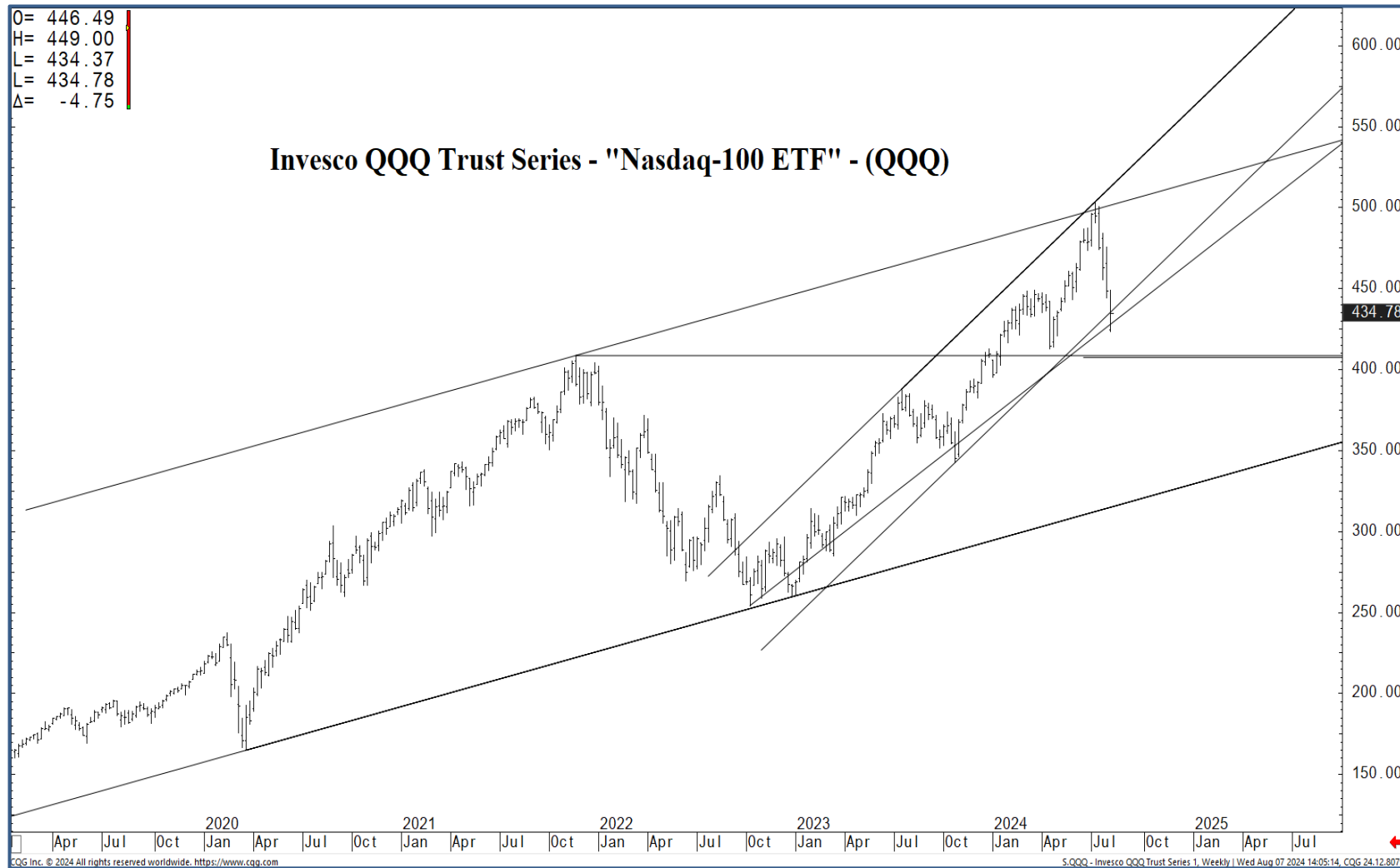
CGG Inc. © 2024 All rights reserved worldwide. <https://www.cgg.com>

S:TSLA - Tesla Inc., Daily | Wed Aug 07 2024 14:04:04, CGG 24.12.8079



O= 446.49
 H= 449.00
 L= 434.37
 L= 434.78
 Δ= -4.75

Invesco QQQ Trust Series - "Nasdaq-100 ETF" - (QQQ)



Support and Resistance

225.11 * weekly containment**

222.63 * minor
 220.25 * minor

217.43 * session containment

213.23 * minor
 209.86 * minor
 207.12 * minor
 203.87 * minor

201.16 * session containment UP

199.00 ** multi-wk contain**

198.53 ** multi-wk contain DP**

194.05 * minor
 189.50 * minor
 186.35 * minor
 183.61 * minor
 181.83 * intra-day containment
 179.66 * minor
 176.00 * minor
 172.12 * minor

167.41 * session containment

