



# WICKED STOCKS

DIRECTIONAL CLARITY FOR THE ACTIVE INVESTOR



## Support and Resistance

**223.82** \*\*\* weekly containment  
**222.23** \*\*\* weekly containment

220.27 \* minor  
 218.50 \* minor

**216.00** \* session containment

213.23 \* minor  
 209.86 \* minor  
 207.12 \* minor  
 204.90 \* intra-day containment  
 201.79 \* minor

**199.40** \*\*\*\* multi-wk contain  
**197.40** \*\*\*\* multi-wk contain DP

194.05 \* minor  
 189.30 \* minor  
 186.35 \* minor  
 182.32 \* intra-day containment  
 179.66 \* minor  
 176.00 \* minor  
 172.12 \* minor

**167.41** \* session containment

O= 185.22  
 H= 203.87  
 L= 182.00  
 L= 198.88  
 Δ= -8.79

### Tesla, Inc (TSLA) - weekly bar chart



### Support and Resistance

- 223.82 \*\*\* weekly containment**
- 222.23 \*\*\* weekly containment**
- 220.27 \* minor
- 218.50 \* minor
- 216.00 \* session containment**
- 213.23 \* minor
- 209.86 \* minor
- 207.12 \* minor
- 204.90 \* intra-day containment
- 201.79 \* minor
- 199.40 \*\*\*\* multi-wk contain**
- 197.40 \*\*\*\* multi-wk contain DP**
- 194.05 \* minor
- 189.30 \* minor
- 186.35 \* minor
- 182.32 \* intra-day containment
- 179.66 \* minor
- 176.00 \* minor
- 172.12 \* minor
- 167.41 \* session containment**

500.00  
450.00  
400.00  
350.00  
300.00  
250.00  
200.00  
150.00  
100.00  
50.00  
0.00  
-50.00



O= 185.22  
 H= 203.87  
 L= 182.00  
 L= 198.88  
 Δ= -8.79

### Tesla, Inc (TSLA) - weekly bar chart



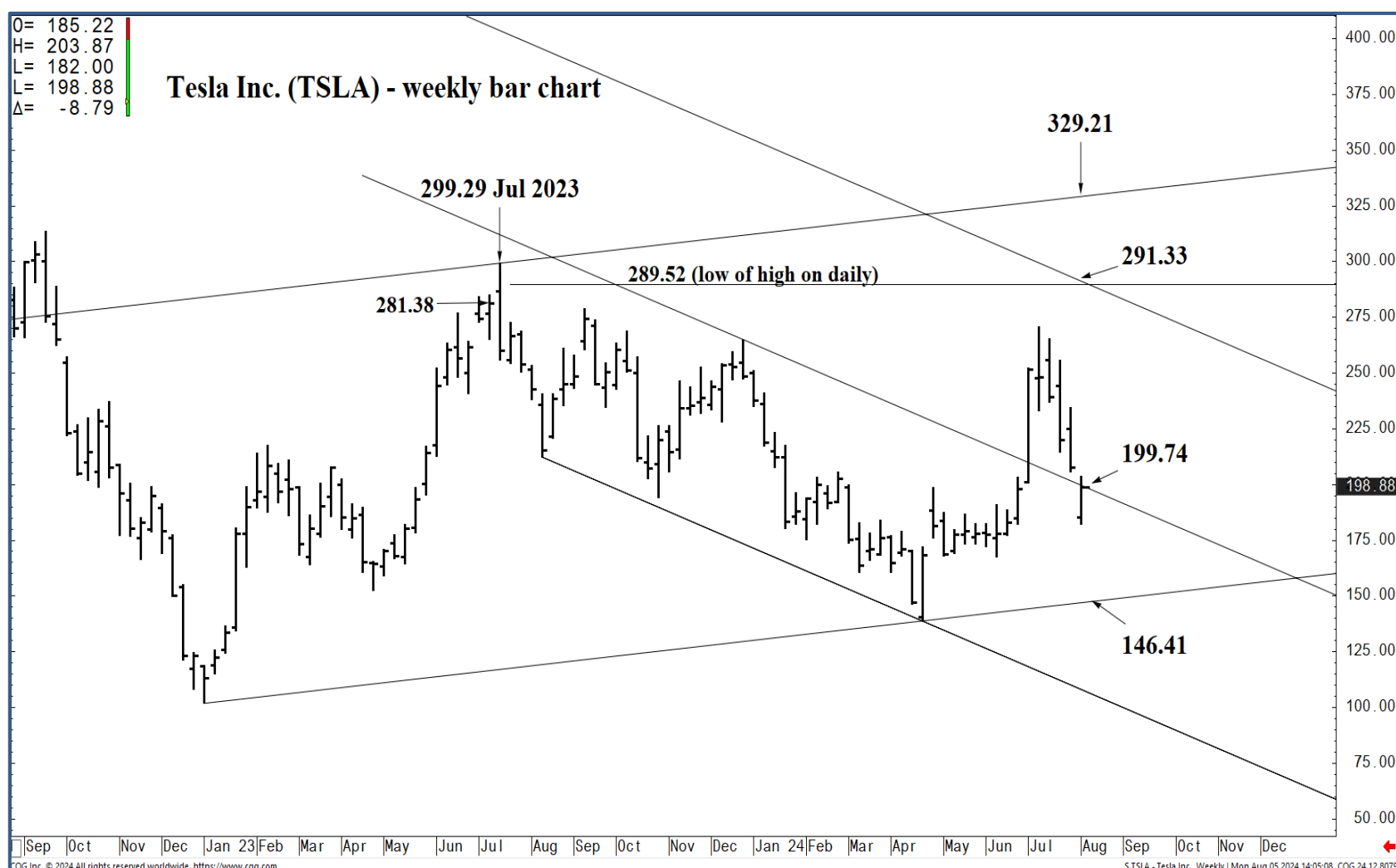
### Support and Resistance

- 223.82 \*\*\* weekly containment**
- 222.23 \*\*\* weekly containment**
- 220.27 \* minor
- 218.50 \* minor
- 216.00 \* session containment**
- 213.23 \* minor
- 209.86 \* minor
- 207.12 \* minor
- 204.90 \* intra-day containment
- 201.79 \* minor
- 199.40 \*\*\*\* multi-wk contain**
- 197.40 \*\*\*\* multi-wk contain DP**
- 194.05 \* minor
- 189.30 \* minor
- 186.35 \* minor
- 182.32 \* intra-day containment
- 179.66 \* minor
- 176.00 \* minor
- 172.12 \* minor
- 167.41 \* session containment**



O= 185.22  
 H= 203.87  
 L= 182.00  
 L= 198.88  
 Δ= -8.79

### Tesla Inc. (TSLA) - weekly bar chart



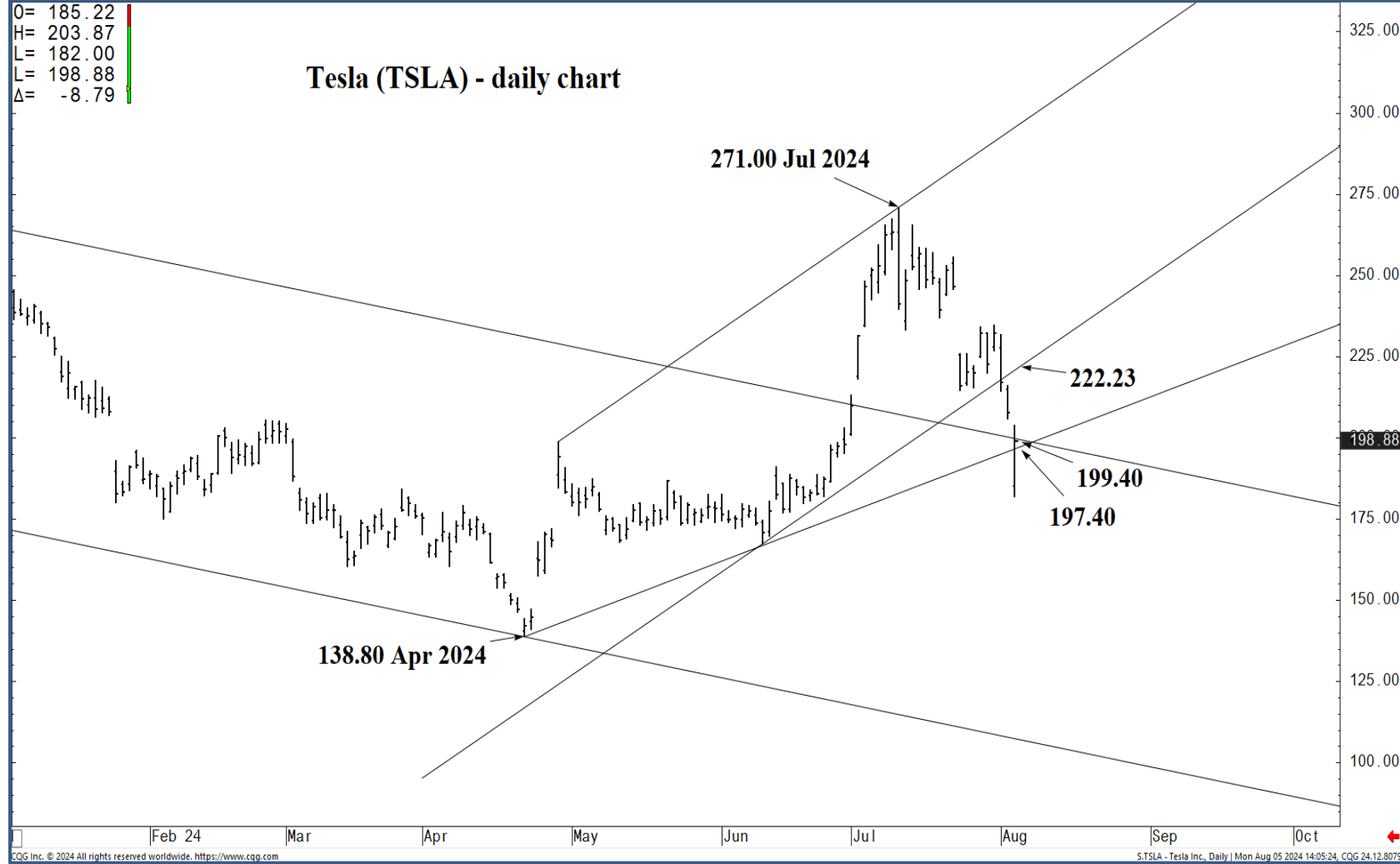
### Support and Resistance

- 223.82 \*\*\* weekly containment**
- 222.23 \*\*\* weekly containment**
- 220.27 \* minor
- 218.50 \* minor
- 216.00 \* session containment**
- 213.23 \* minor
- 209.86 \* minor
- 207.12 \* minor
- 204.90 \* intra-day containment
- 201.79 \* minor
- 199.40 \*\*\*\*\* multi-wk contain**
- 197.40 \*\*\*\*\* multi-wk contain DP**
- 194.05 \* minor
- 189.30 \* minor
- 186.35 \* minor
- 182.32 \* intra-day containment
- 179.66 \* minor
- 176.00 \* minor
- 172.12 \* minor
- 167.41 \* session containment**



O= 185.22  
 H= 203.87  
 L= 182.00  
 L= 198.88  
 Δ= -8.79

# Tesla (TSLA) - daily chart



## Support and Resistance

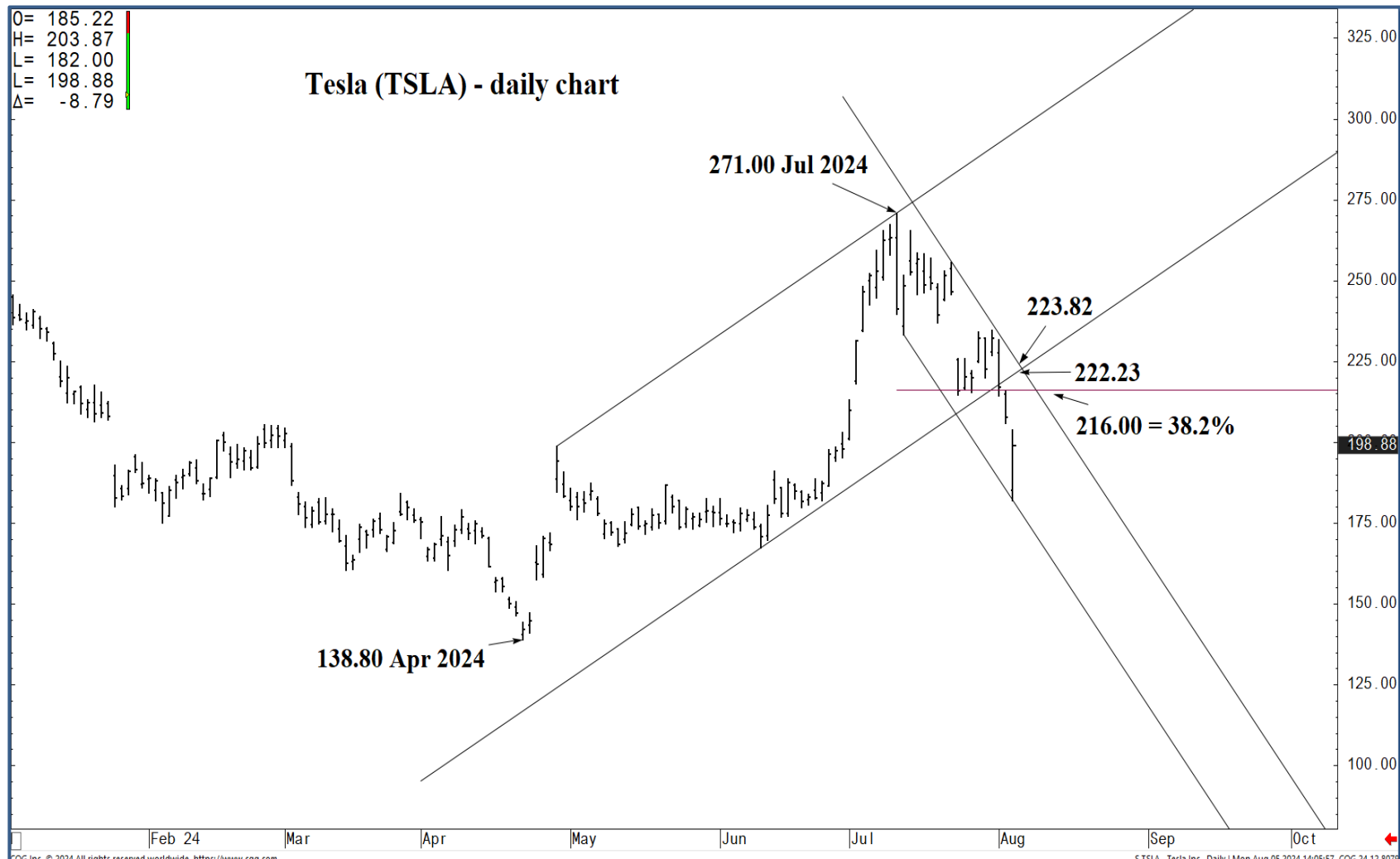
- 223.82 \*\*\* weekly containment**
- 222.23 \*\*\* weekly containment**
- 220.27 \* minor
- 218.50 \* minor
- 216.00 \* session containment**
- 213.23 \* minor
- 209.86 \* minor
- 207.12 \* minor
- 204.90 \* intra-day containment
- 201.79 \* minor
- 199.40 \*\*\*\* multi-wk contain**
- 197.40 \*\*\*\* multi-wk contain DP**
- 194.05 \* minor
- 189.30 \* minor
- 186.35 \* minor
- 182.32 \* intra-day containment
- 179.66 \* minor
- 176.00 \* minor
- 172.12 \* minor
- 167.41 \* session containment**

198.88



O= 185.22  
 H= 203.87  
 L= 182.00  
 C= 198.88  
 Δ= -8.79

# Tesla (TSLA) - daily chart



## Support and Resistance

- 223.82** \*\*\* weekly containment
- 222.23** \*\*\* weekly containment
- 220.27 \* minor
- 218.50 \* minor
- 216.00** \* session containment
- 213.23 \* minor
- 209.86 \* minor
- 207.12 \* minor
- 204.90 \* intra-day containment
- 201.79 \* minor
- 199.40** \*\*\*\* multi-wk contain
- 197.40** \*\*\*\* multi-wk contain DP
- 194.05 \* minor
- 189.30 \* minor
- 186.35 \* minor
- 182.32 \* intra-day containment
- 179.66 \* minor
- 176.00 \* minor
- 172.12 \* minor
- 167.41** \* session containment



O= 185.22  
 H= 203.87  
 L= 182.00  
 L= 198.88  
 Δ= -8.79

### Tesla (TSLA) - daily chart

350.00  
 325.00  
 300.00  
 275.00  
 250.00  
 225.00  
 198.88  
 175.00  
 150.00  
 125.00  
 100.00

### Support and Resistance

**223.82** \*\*\* weekly containment  
**222.23** \*\*\* weekly containment

220.27 \* minor  
 218.50 \* minor

**216.00** \* session containment

213.23 \* minor  
 209.86 \* minor  
 207.12 \* minor  
 204.90 \* intra-day containment  
 201.79 \* minor

**199.40** \*\*\*\* multi-wk contain  
**197.40** \*\*\*\* multi-wk contain DP

194.05 \* minor  
 189.30 \* minor  
 186.35 \* minor  
 182.32 \* intra-day containment  
 179.66 \* minor  
 176.00 \* minor  
 172.12 \* minor

**167.41** \* session containment



Sep 23 | Oct | Nov | Dec | Jan 24 | Feb | Mar | Apr | May | Jun | Jul | Aug | Sep  
 CG Inc. © 2024 All rights reserved worldwide. <https://www.cqg.com> S.TSLA - Tesla Inc., Daily | Mon Aug 05 2024 14:06:33, CG 24-12.8073



O= 185.22  
 H= 203.87  
 L= 182.00  
 L= 198.88  
 Δ= -8.79

### Tesla (TSLA) - daily chart



### Support and Resistance

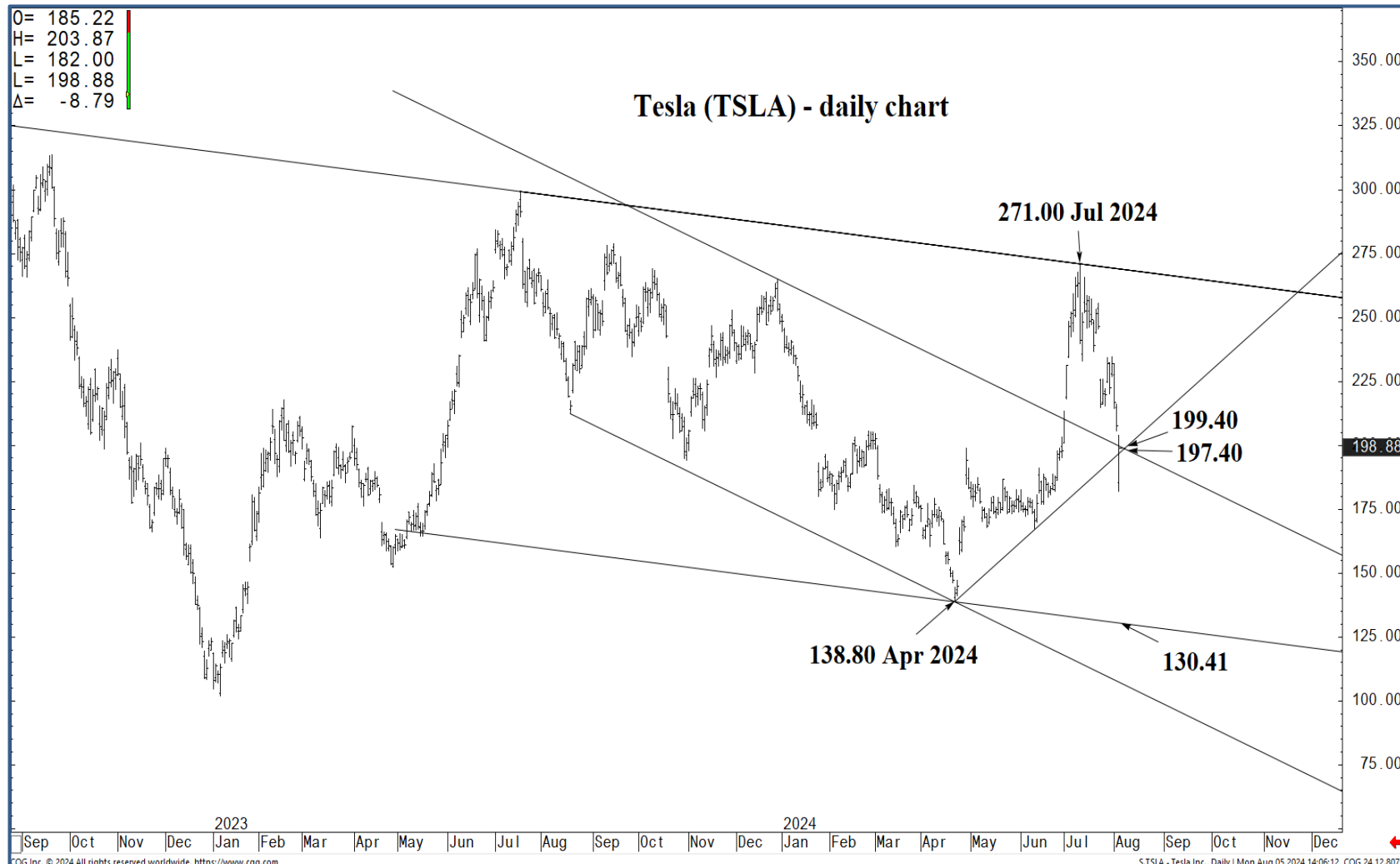
- 223.82 \*\*\* weekly containment**
- 222.23 \*\*\* weekly containment**
- 220.27 \* minor
- 218.50 \* minor
- 216.00 \* session containment**
- 213.23 \* minor
- 209.86 \* minor
- 207.12 \* minor
- 204.90 \* intra-day containment
- 201.79 \* minor
- 199.40 \*\*\*\* multi-wk contain**
- 197.40 \*\*\*\* multi-wk contain DP**
- 194.05 \* minor
- 189.30 \* minor
- 186.35 \* minor
- 182.32 \* intra-day containment
- 179.66 \* minor
- 176.00 \* minor
- 172.12 \* minor
- 167.41 \* session containment**

CGG Inc. © 2024 All rights reserved worldwide. <https://www.cgg.com>

S:TSLA - Tesla Inc., Daily | Mon Aug 05 2024 14:06:23, CGG 24.12.8079







### Support and Resistance

- 223.82 \*\*\* weekly containment**
- 222.23 \*\*\* weekly containment**
- 220.27 \* minor
- 218.50 \* minor
- 216.00 \* session containment**
- 213.23 \* minor
- 209.86 \* minor
- 207.12 \* minor
- 204.90 \* intra-day containment
- 201.79 \* minor
- 199.40 \*\*\*\* multi-wk contain**
- 197.40 \*\*\*\* multi-wk contain DP**
- 194.05 \* minor
- 189.30 \* minor
- 186.35 \* minor
- 182.32 \* intra-day containment
- 179.66 \* minor
- 176.00 \* minor
- 172.12 \* minor
- 167.41 \* session containment**

