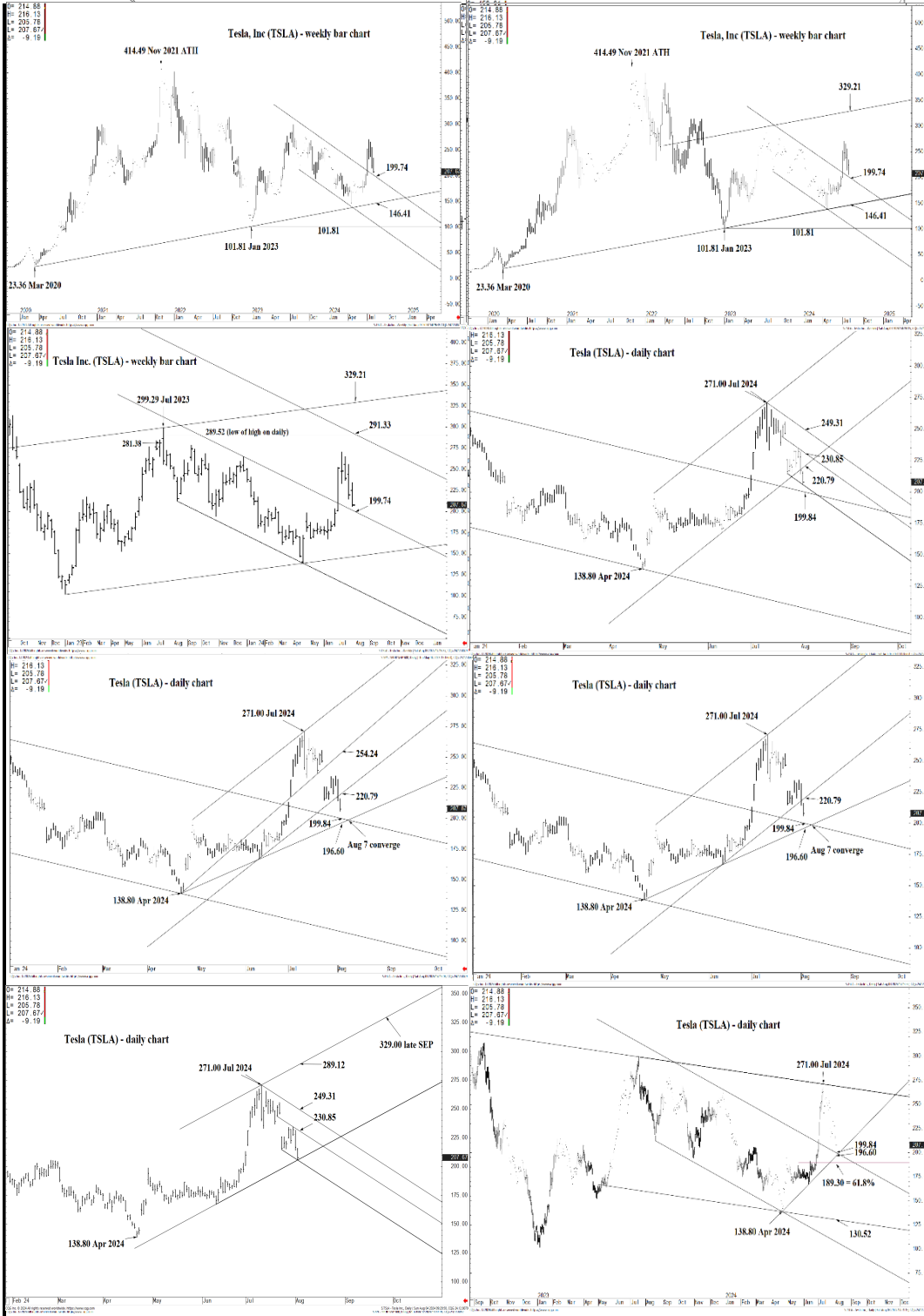




WICKED STOCKS

DIRECTIONAL CLARITY FOR THE ACTIVE INVESTOR



Support and Resistance

249.31 *** weekly containment UP

- 245.63 * minor
- 242.86 * minor
- 238.39 * minor
- 234.55 * minor

230.85 ** session containment UP

- 226.91 * minor
- 224.51 * minor
- 222.10 * minor

220.79 * session containment DP

- 215.50 * minor
- 213.23 * minor
- 209.86 * minor
- 207.12 * minor
- 204.90 * intra-day containment
- 201.79 * minor

199.84 **** multi-wk contain

196.60 **** multi-wk contain DP

- 194.05 * minor
- 190.95 * minor

189.30 * session containment

O= 214.88
 H= 216.13
 L= 205.78
 L= 207.67✓
 Δ= -9.19

Tesla, Inc (TSLA) - weekly bar chart



Support and Resistance

- 249.31 *** weekly containment UP**
- 245.63 * minor
- 242.86 * minor
- 238.39 * minor
- 234.55 * minor
- 230.85 * session containment UP**
- 226.91 * minor
- 224.51 * minor
- 222.10 * minor
- 220.79 * session containment DP**
- 215.50 * minor
- 213.23 * minor
- 209.86 * minor
- 207.12 * minor
- 204.90 * intra-day containment
- 201.79 * minor
- 199.84 **** multi-wk contain**
- 196.60 **** multi-wk contain DP**
- 194.05 * minor
- 190.95 * minor
- 189.30 * session containment**

CGG Inc. © 2024 All rights reserved worldwide. <https://www.cgg.com>

S.TSLA - Tesla Inc., Weekly | Sat Aug 03 2024 14:19:39, CGG 24.12.8073



O= 214.88
 H= 216.13
 L= 205.78
 L= 207.67✓
 Δ= -9.19

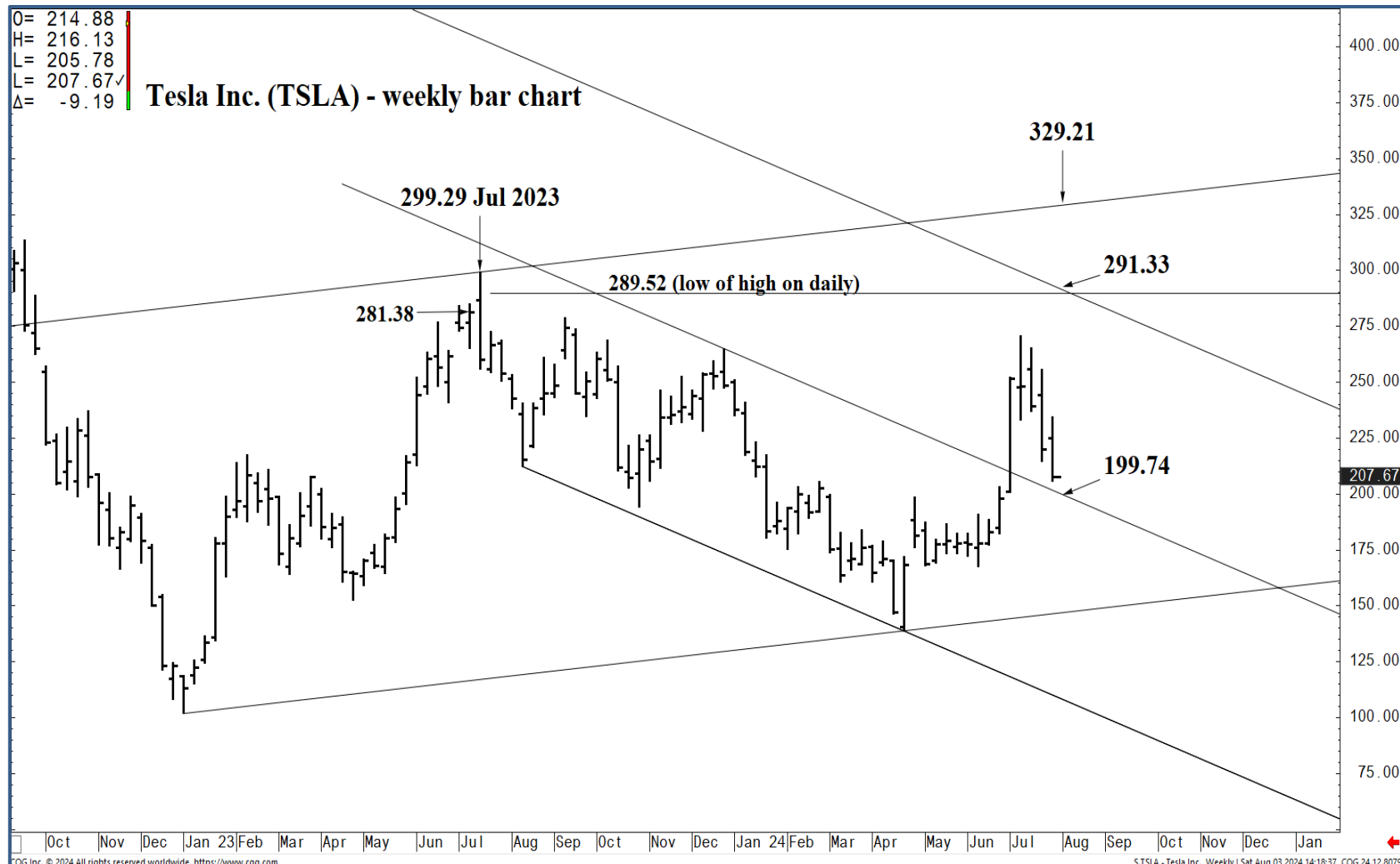
Tesla, Inc (TSLA) - weekly bar chart



Support and Resistance

- 249.31 *** weekly containment UP**
- 245.63 * minor
- 242.86 * minor
- 238.39 * minor
- 234.55 * minor
- 230.85 * session containment UP**
- 226.91 * minor
- 224.51 * minor
- 222.10 * minor
- 220.79 * session containment DP**
- 215.50 * minor
- 213.23 * minor
- 209.86 * minor
- 207.12 * minor
- 204.90 * intra-day containment
- 201.79 * minor
- 199.84 **** multi-wk contain**
- 196.60 **** multi-wk contain DP**
- 194.05 * minor
- 190.95 * minor
- 189.30 * session containment**





Support and Resistance

249.31 * weekly containment UP**

- 245.63 * minor
- 242.86 * minor
- 238.39 * minor
- 234.55 * minor

230.85 * session containment UP

- 226.91 * minor
- 224.51 * minor
- 222.10 * minor

220.79 * session containment DP

- 215.50 * minor
- 213.23 * minor
- 209.86 * minor
- 207.12 * minor
- 204.90 * intra-day containment
- 201.79 * minor

199.84 ** multi-wk contain**
196.60 ** multi-wk contain DP**

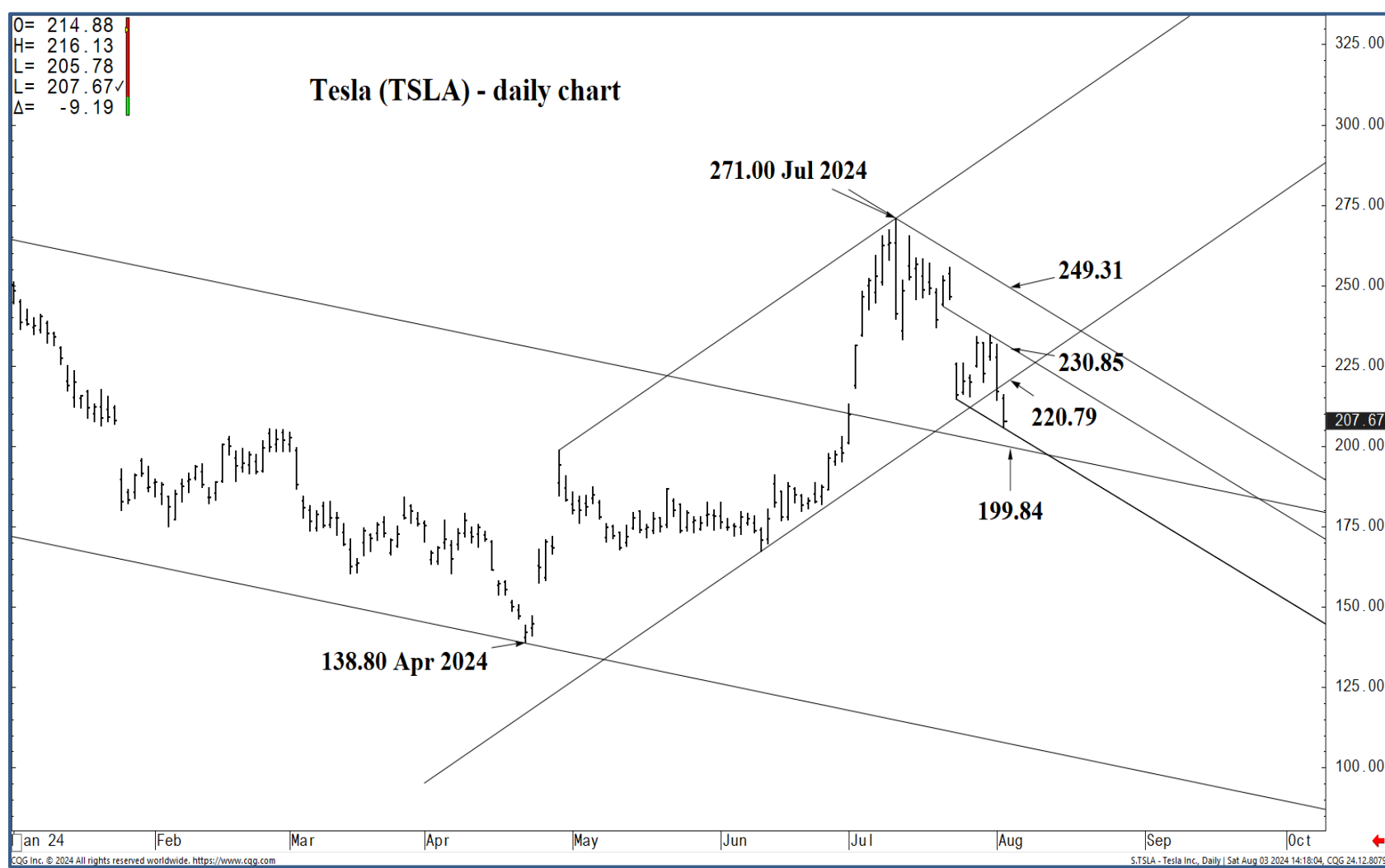
- 194.05 * minor
- 190.95 * minor

189.30 * session containment



O= 214.88
 H= 216.13
 L= 205.78
 L= 207.67✓
 Δ= -9.19

Tesla (TSLA) - daily chart



Support and Resistance

249.31 * weekly containment UP**

- 245.63 * minor
- 242.86 * minor
- 238.39 * minor
- 234.55 * minor

230.85 * session containment UP

- 226.91 * minor
- 224.51 * minor
- 222.10 * minor

220.79 * session containment DP

- 215.50 * minor
- 213.23 * minor
- 209.86 * minor
- 207.12 * minor
- 204.90 * intra-day containment
- 201.79 * minor

199.84 ** multi-wk contain**
196.60 ** multi-wk contain DP**

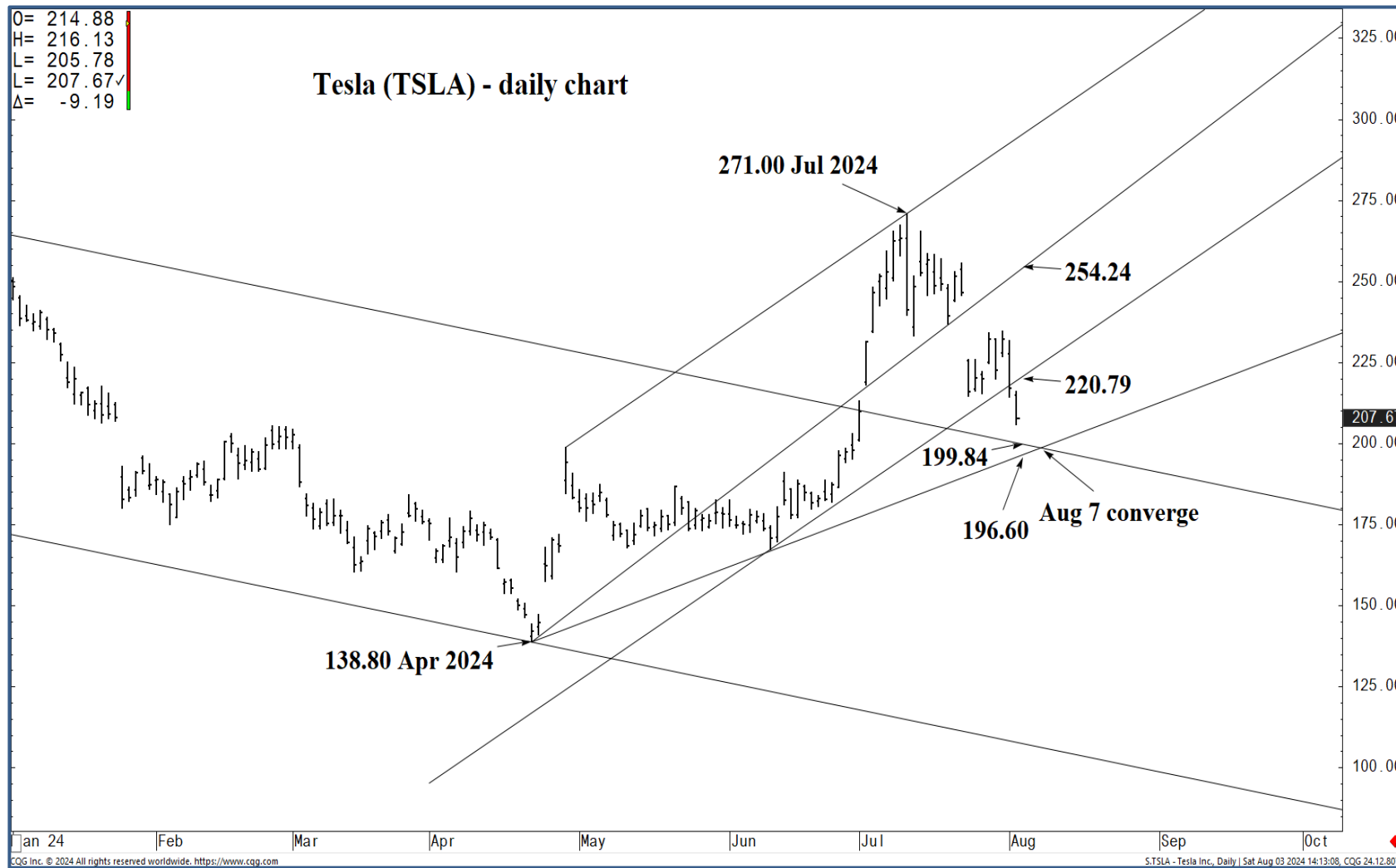
- 194.05 * minor
- 190.95 * minor

189.30 * session containment



O= 214.88
 H= 216.13
 L= 205.78
 C= 207.67
 Δ= -9.19

Tesla (TSLA) - daily chart



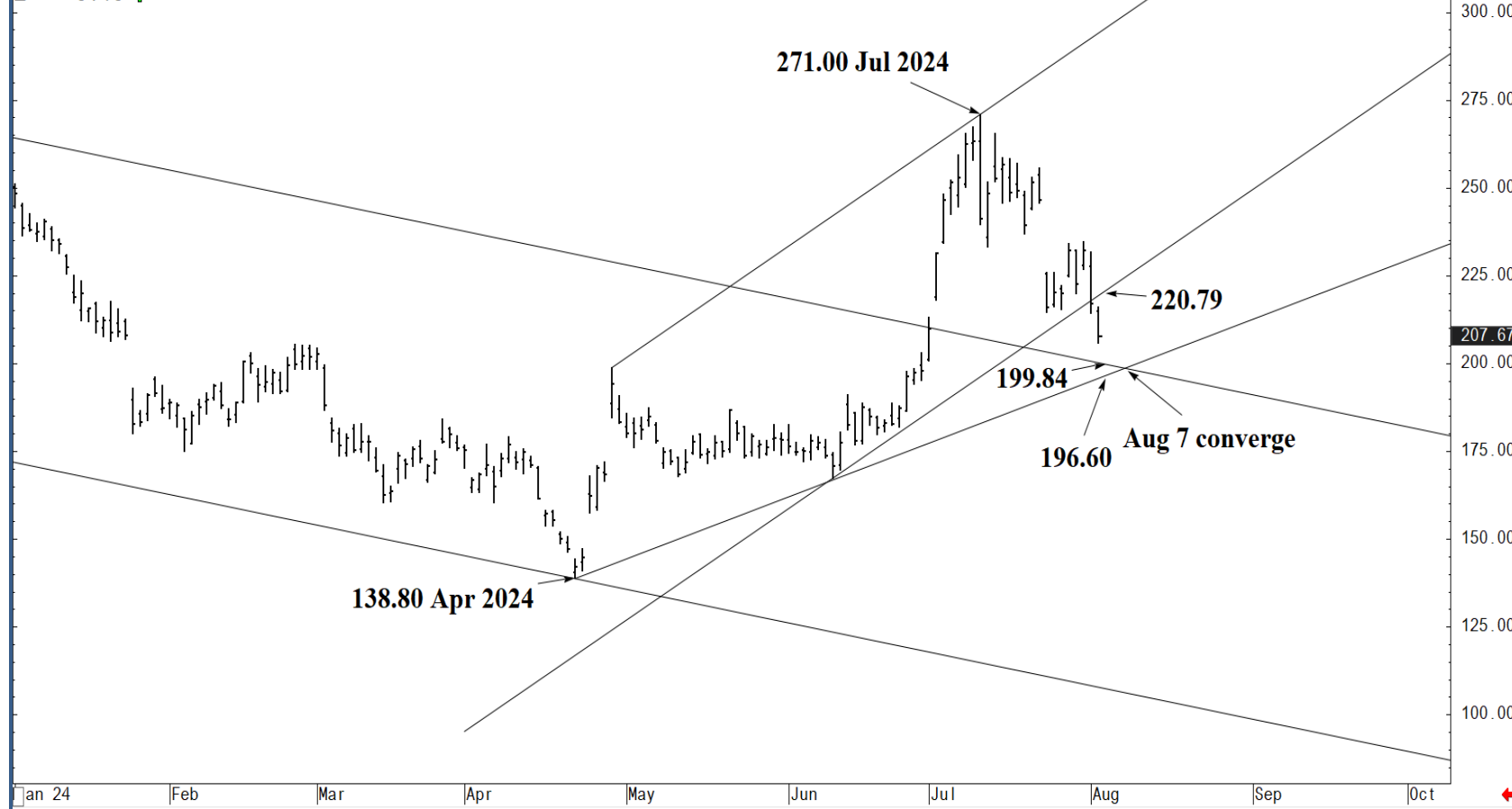
Support and Resistance

- 249.31** *** weekly containment UP
- 245.63 * minor
- 242.86 * minor
- 238.39 * minor
- 234.55 * minor
- 230.85** * session containment UP
- 226.91 * minor
- 224.51 * minor
- 222.10 * minor
- 220.79** * session containment DP
- 207.67**
- 215.50 * minor
- 213.23 * minor
- 209.86 * minor
- 207.12 * minor
- 204.90 * intra-day containment
- 201.79 * minor
- 199.84** **** multi-wk contain
- 196.60** **** multi-wk contain DP
- 194.05 * minor
- 190.95 * minor
- 189.30** * session containment



O= 214.88
 H= 216.13
 L= 205.78
 C= 207.67
 Δ= -9.19

Tesla (TSLA) - daily chart



Support and Resistance

249.31 * weekly containment UP**

- 245.63 * minor
- 242.86 * minor
- 238.39 * minor
- 234.55 * minor

230.85 * session containment UP

- 226.91 * minor
- 224.51 * minor
- 222.10 * minor

220.79 * session containment DP

- 215.50 * minor
- 213.23 * minor
- 209.86 * minor
- 207.12 * minor
- 204.90 * intra-day containment
- 201.79 * minor

199.84 ** multi-wk contain**
196.60 ** multi-wk contain DP**

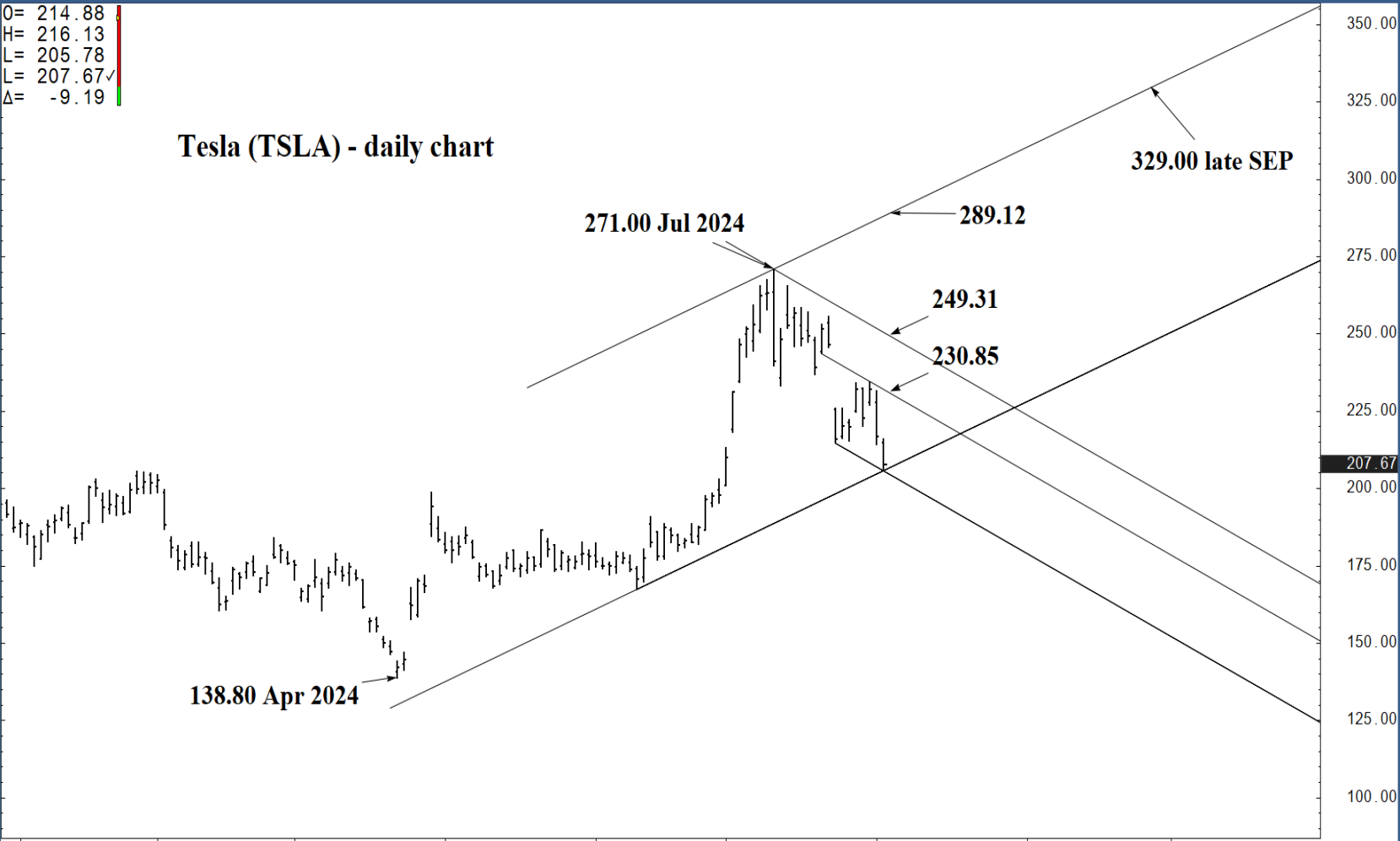
- 194.05 * minor
- 190.95 * minor

189.30 * session containment



O= 214.88
 H= 216.13
 L= 205.78
 L= 207.67✓
 Δ= -9.19

Tesla (TSLA) - daily chart



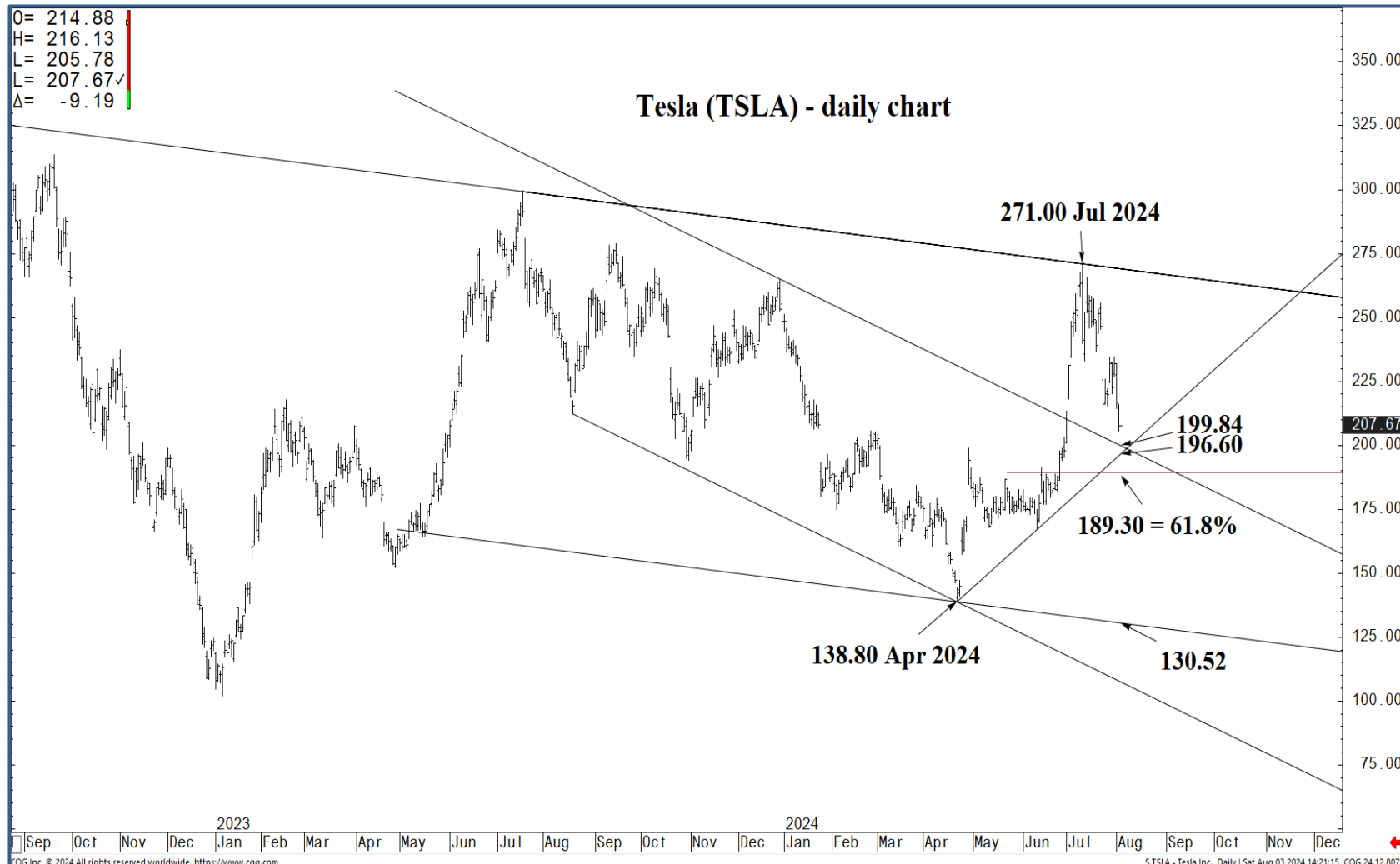
Feb 24 | Mar | Apr | May | Jun | Jul | Aug | Sep | Oct

CGG Inc. © 2024 All rights reserved worldwide. <https://www.cgg.com> S.TSLA - Tesla Inc., Daily | Sun Aug 04 2024 09:20:50, CGG 24.12.8079

Support and Resistance

- 249.31 *** weekly containment UP**
- 245.63 * minor
- 242.86 * minor
- 238.39 * minor
- 234.55 * minor
- 230.85 * session containment UP**
- 226.91 * minor
- 224.51 * minor
- 222.10 * minor
- 220.79 * session containment DP**
- 215.50 * minor
- 213.23 * minor
- 209.86 * minor
- 207.12 * minor
- 204.90 * intra-day containment
- 201.79 * minor
- 199.84 **** multi-wk contain**
- 196.60 **** multi-wk contain DP**
- 194.05 * minor
- 190.95 * minor
- 189.30 * session containment**





O= 214.88
H= 216.13
L= 205.78
C= 207.67
Δ= -9.19

Tesla (TSLA) - daily chart

Support and Resistance

- 249.31 *** weekly containment UP**
- 245.63 * minor
- 242.86 * minor
- 238.39 * minor
- 234.55 * minor
- 230.85 * session containment UP**
- 226.91 * minor
- 224.51 * minor
- 222.10 * minor
- 220.79 * session containment DP**
- 215.50 * minor
- 213.23 * minor
- 209.86 * minor
- 207.12 * minor
- 204.90 * intra-day containment
- 201.79 * minor
- 199.84 **** multi-wk contain**
- 196.60 **** multi-wk contain DP**
- 194.05 * minor
- 190.95 * minor
- 189.30 * session containment**

