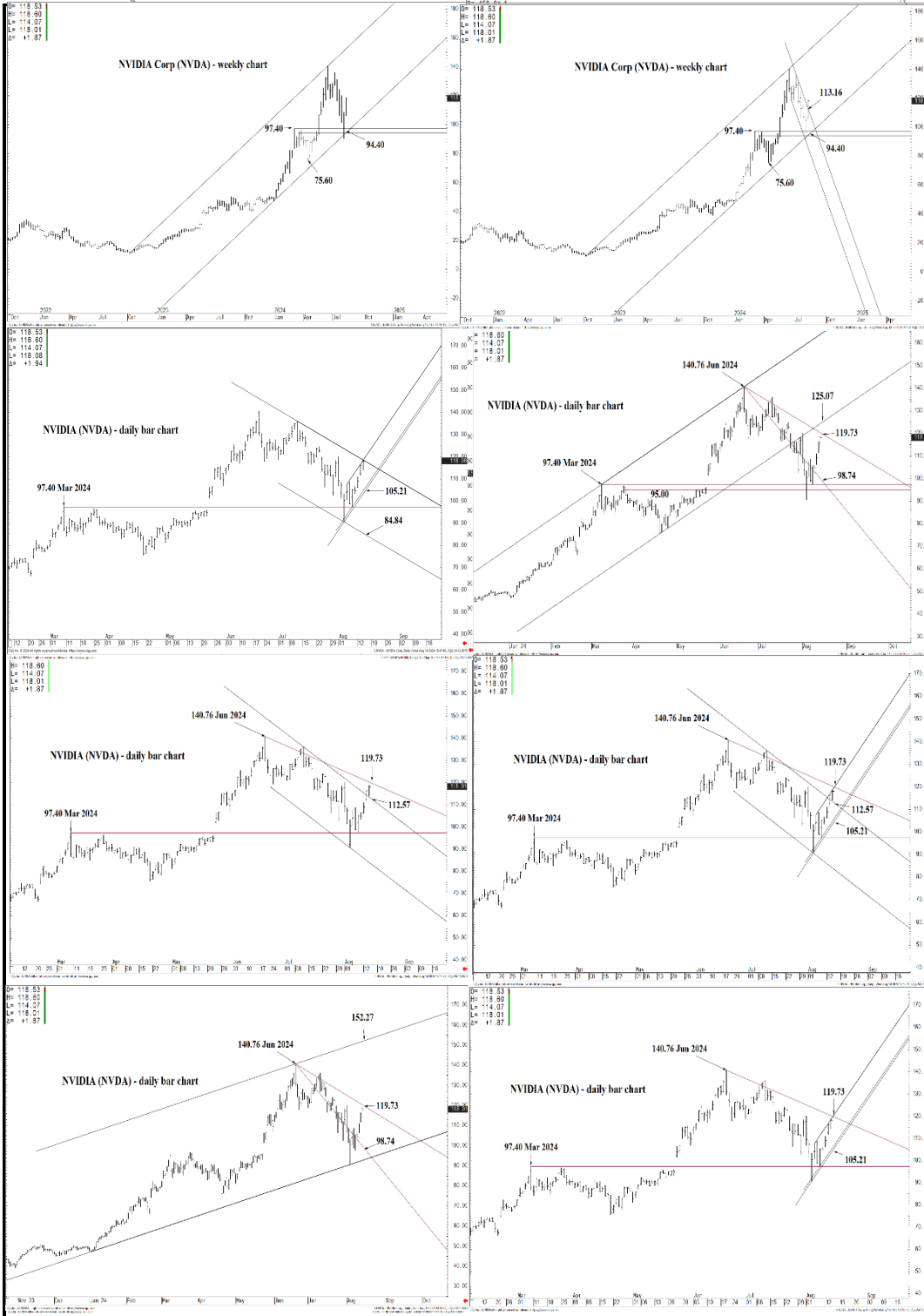




# WICKED STOCKS

DIRECTIONAL CLARITY FOR THE ACTIVE INVESTOR

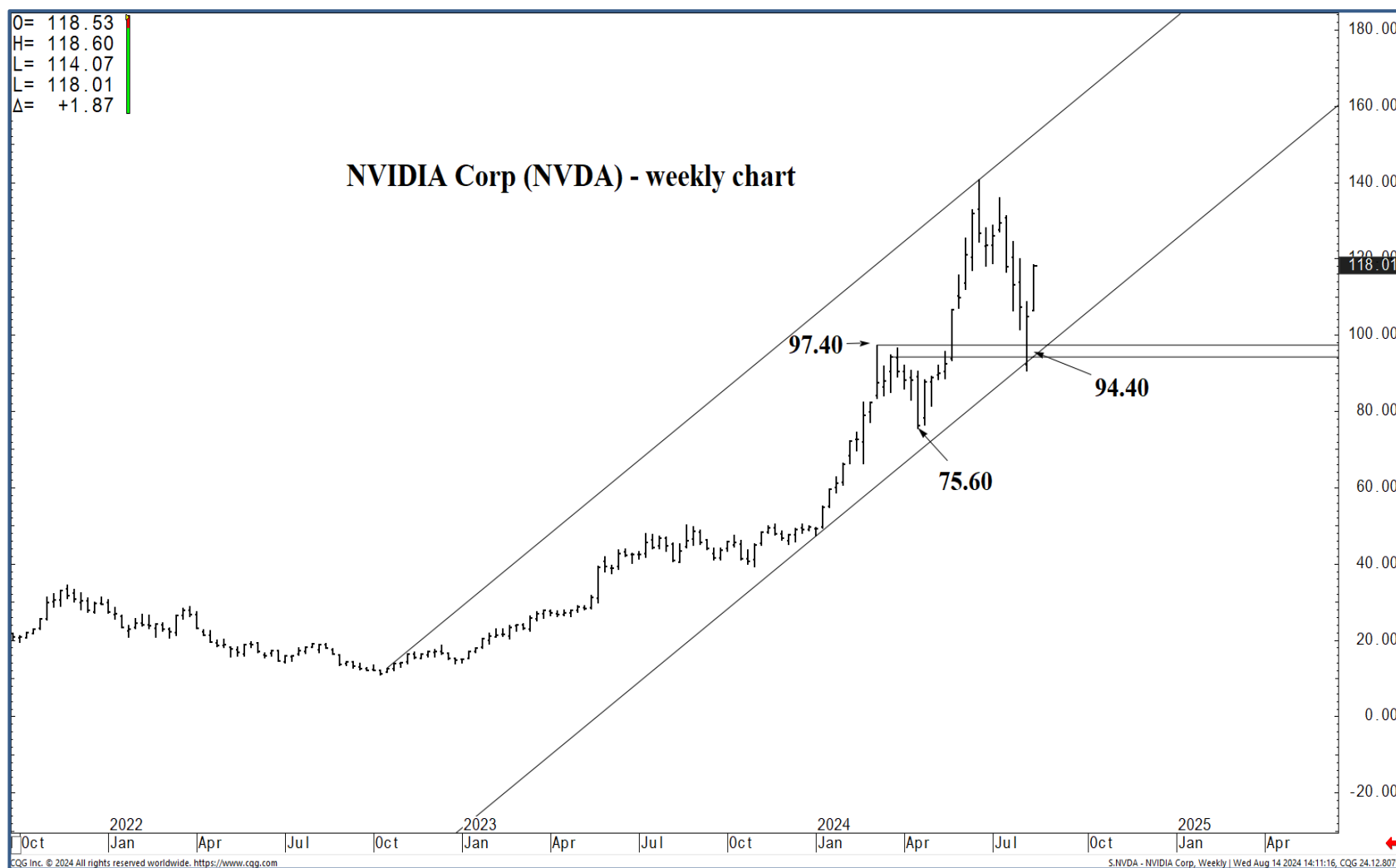


## Support and Resistance

- 125.07** \* session containment
- 124.58 \* minor
- 122.78 \* minor
- 121.63 \* minor
- 119.73** \*\*\* wkly containment UP
- 118.83 \* minor
- 115.73 \* minor
- 114.07 \* minor
- 112.57** \* session containment
- 111.07 \* minor
- 109.82 \* intra-day containment
- 106.60 \* minor
- 105.21** \*\*\* wkly containment DP
- 100.45 \* minor
- 98.74 \* minor
- 97.40** \* session containment
- 94.40 \* minor
- 92.22 \* minor
- 90.69 \* intra-day containment
- 88.23 \* minor
- 84.84** \*\*\* weekly containment

O= 118.53  
 H= 118.60  
 L= 114.07  
 L= 118.01  
 Δ= +1.87

### NVIDIA Corp (NVDA) - weekly chart



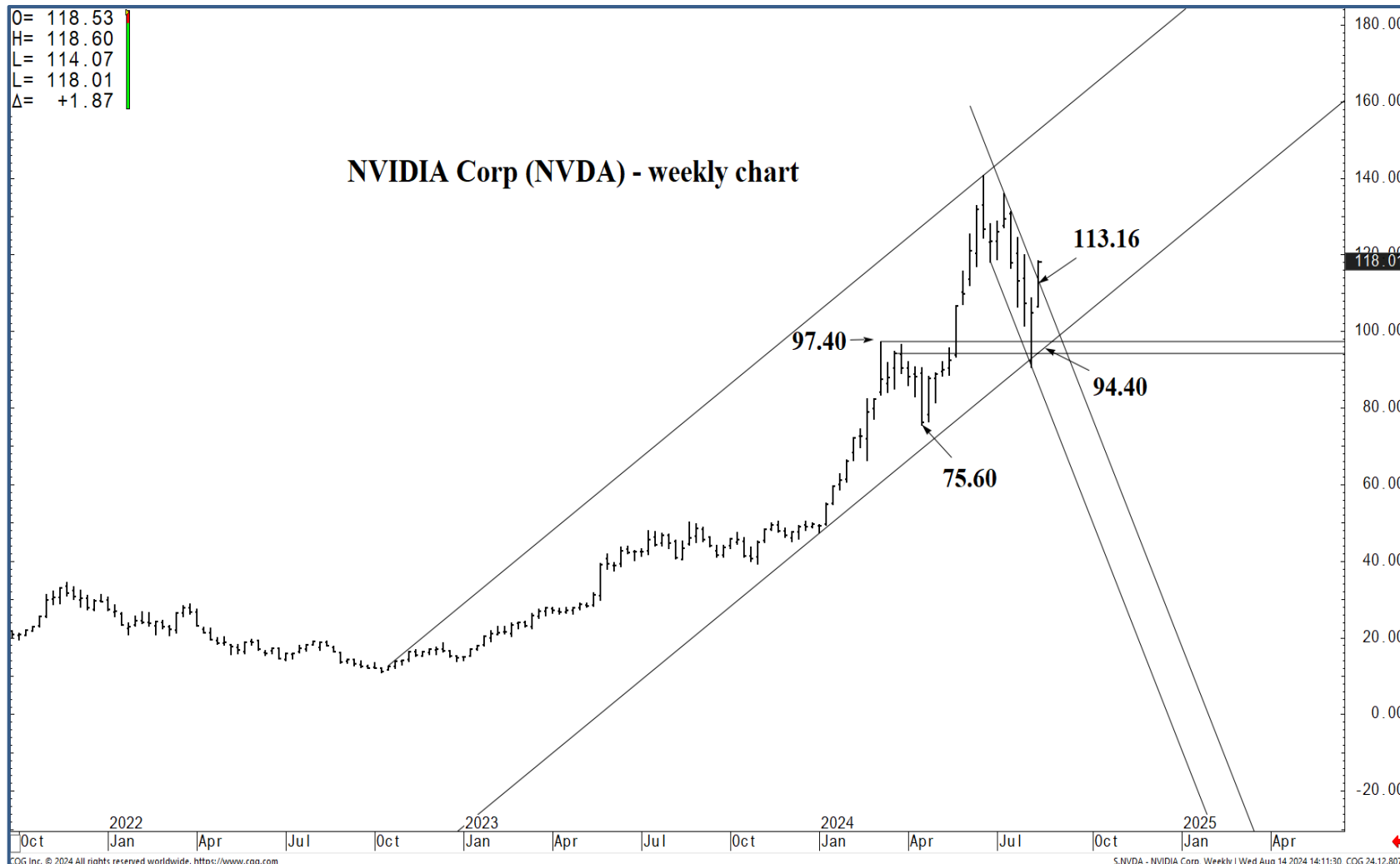
### Support and Resistance

- 125.07 \* session containment**
- 124.58 \* minor
- 122.78 \* minor
- 121.63 \* minor
- 119.73 \*\*\* wkly containment UP**
- 118.83 \* minor
- 115.73 \* minor
- 114.07 \* minor
- 112.57 \* session containment**
- 111.07 \* minor
- 109.82 \* intra-day containment
- 106.60 \* minor
- 105.21 \*\*\* wkly containment DP**
- 100.45 \* minor
- 98.74 \* minor
- 97.40 \* session containment**
- 94.40 \* minor
- 92.22 \* minor
- 90.69 \* intra-day containment
- 88.23 \* minor
- 84.84 \*\*\* weekly containment**



O= 118.53  
 H= 118.60  
 L= 114.07  
 C= 118.01  
 Δ= +1.87

### NVIDIA Corp (NVDA) - weekly chart



### Support and Resistance

- 125.07** \* session containment
- 124.58 \* minor
- 122.78 \* minor
- 121.63 \* minor
- 119.73** \*\*\* wkly containment UP
- 118.83 \* minor
- 115.73 \* minor
- 114.07 \* minor
- 112.57** \* session containment
- 111.07 \* minor
- 109.82 \* intra-day containment
- 106.60 \* minor
- 105.21** \*\*\* wkly containment DP
- 100.45 \* minor
- 98.74 \* minor
- 97.40** \* session containment
- 94.40 \* minor
- 92.22 \* minor
- 90.69 \* intra-day containment
- 88.23 \* minor
- 84.84** \*\*\* weekly containment



O= 118.53  
 H= 118.60  
 L= 114.07  
 L= 118.08  
 Δ= +1.94

## NVIDIA (NVDA) - daily bar chart

97.40 Mar 2024



### Support and Resistance

- 125.07 \* session containment**
- 124.58 \* minor
- 122.78 \* minor
- 121.63 \* minor
- 119.73 \*\*\* wkly containment UP**
- 118.83 \* minor
- 115.73 \* minor
- 114.07 \* minor
- 112.57 \* session containment**
- 111.07 \* minor
- 109.82 \* intra-day containment
- 106.60 \* minor
- 105.21 \*\*\* wkly containment DP**
- 100.45 \* minor
- 98.74 \* minor
- 97.40 \* session containment**
- 94.40 \* minor
- 92.22 \* minor
- 90.69 \* intra-day containment
- 88.23 \* minor
- 84.84 \*\*\* weekly containment**

CGI Inc. © 2024 All rights reserved worldwide. <https://www.cgi.com>

S.NVDA - NVIDIA Corp, Daily | Wed Aug 14 2024 15:47:40, CQG 24.12.8079



O= 118.53  
 H= 118.60  
 L= 114.07  
 L= 118.01  
 Δ= +1.87

# NVIDIA (NVDA) - daily bar chart



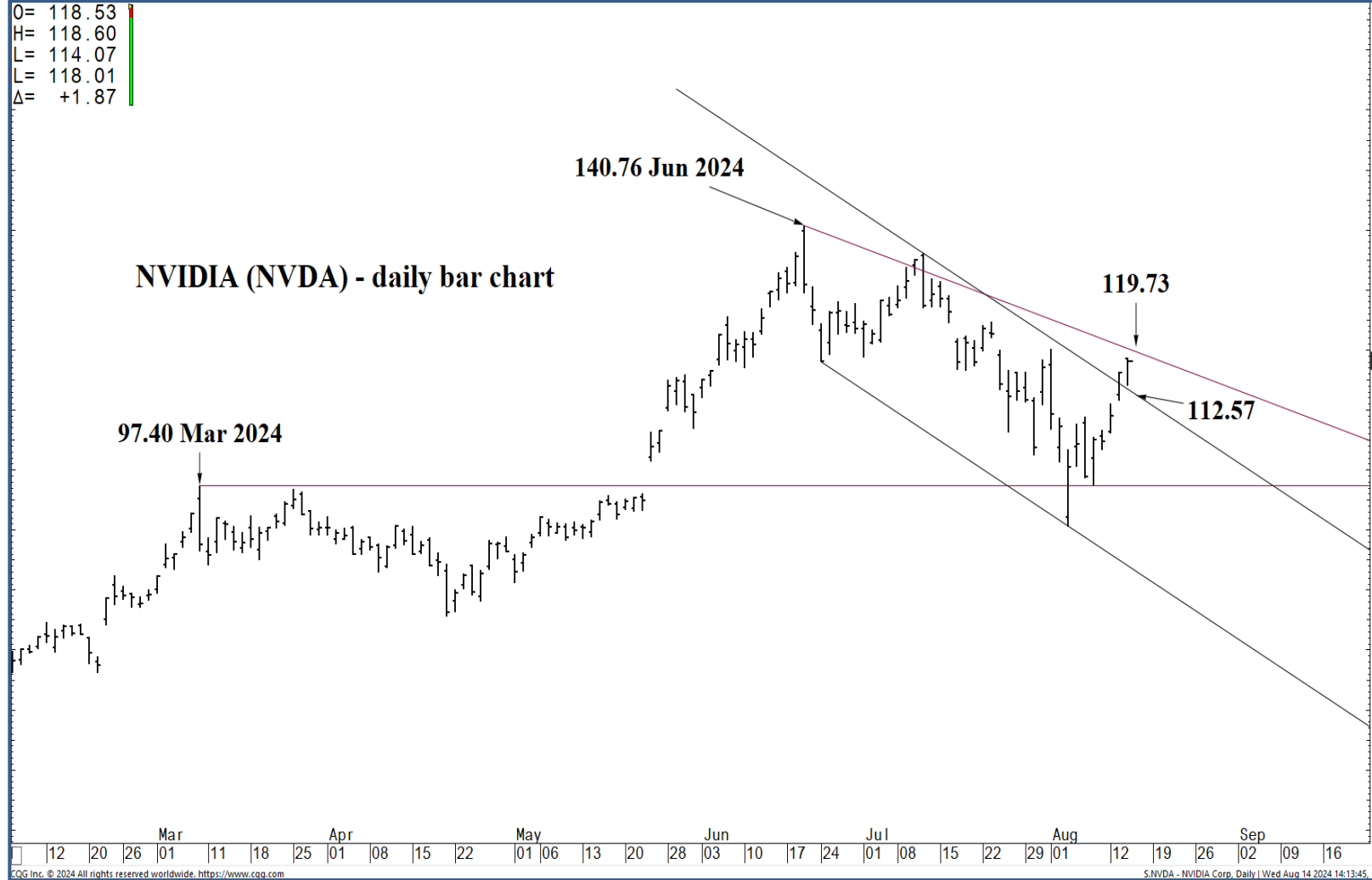
## Support and Resistance

- 125.07 \* session containment**
- 124.58 \* minor
- 122.78 \* minor
- 121.63 \* minor
- 119.73 \*\*\* wkly containment UP**
- 118.83 \* minor
- 115.73 \* minor
- 114.07 \* minor
- 112.57 \* session containment**
- 111.07 \* minor
- 109.82 \* intra-day containment
- 106.60 \* minor
- 105.21 \*\*\* wkly containment DP**
- 100.45 \* minor
- 98.74 \* minor
- 97.40 \* session containment**
- 94.40 \* minor
- 92.22 \* minor
- 90.69 \* intra-day containment
- 88.23 \* minor
- 84.84 \*\*\* weekly containment**



O= 118.53  
 H= 118.60  
 L= 114.07  
 L= 118.01  
 Δ= +1.87

### NVIDIA (NVDA) - daily bar chart



### Support and Resistance

- 125.07** \* session containment
- 124.58 \* minor
- 122.78 \* minor
- 121.63 \* minor
- 119.73** \*\*\* wkly containment UP
- 118.83 \* minor
- 115.73 \* minor
- 114.07 \* minor
- 112.57** \* session containment
- 111.07 \* minor
- 109.82 \* intra-day containment
- 106.60 \* minor
- 105.21** \*\*\* wkly containment DP
- 100.45 \* minor
- 98.74 \* minor
- 97.40** \* session containment
- 94.40 \* minor
- 92.22 \* minor
- 90.69 \* intra-day containment
- 88.23 \* minor
- 84.84** \*\*\* weekly containment

Mar 12 20 26 01 11 18 25 Apr 01 08 15 22 May 01 06 13 20 28 Jun 03 10 17 24 Jul 01 08 15 22 29 Aug 01 12 19 26 Sep 02 09 16

COG Inc. © 2024 All rights reserved worldwide. <http://www.cog.com>

S.NVDA - NVIDIA Corp, Daily | Wed Aug 14 2024 14:13:45, COG 24.12.8073



O= 118.53  
 H= 118.60  
 L= 114.07  
 C= 118.01  
 Δ= +1.87

## NVIDIA (NVDA) - daily bar chart

97.40 Mar 2024

140.76 Jun 2024

119.73

112.57

105.21

170.00  
160.00  
150.00  
140.00  
130.00  
120.00  
110.00  
100.00  
90.00  
80.00  
70.00  
60.00  
50.00  
40.00

### Support and Resistance

**125.07** \* session containment

124.58 \* minor

122.78 \* minor

121.63 \* minor

**119.73** \*\*\* wkly containment UP

118.83 \* minor

115.73 \* minor

114.07 \* minor

**112.57** \* session containment

111.07 \* minor

109.82 \* intra-day containment

106.60 \* minor

**105.21** \*\*\* wkly containment DP

100.45 \* minor

98.74 \* minor

**97.40** \* session containment

94.40 \* minor

92.22 \* minor

90.69 \* intra-day containment

88.23 \* minor

**84.84** \*\*\* weekly containment

Mar 12 20 26 01 11 18 25 Apr 01 08 15 22 May 01 06 13 20 Jun 03 10 17 24 Jul 01 08 15 22 29 01 12 19 26 02 09 16

COG Inc. © 2024 All rights reserved worldwide. <https://www.cqg.com>

S.NVDA - NVIDIA Corp. Daily | Wed Aug 14 2024 14:14:01. COG 24-12-8073



WICKED STOCKS

O= 118.53  
 H= 118.60  
 L= 114.07  
 L= 118.01  
 Δ= +1.87



**Support and Resistance**

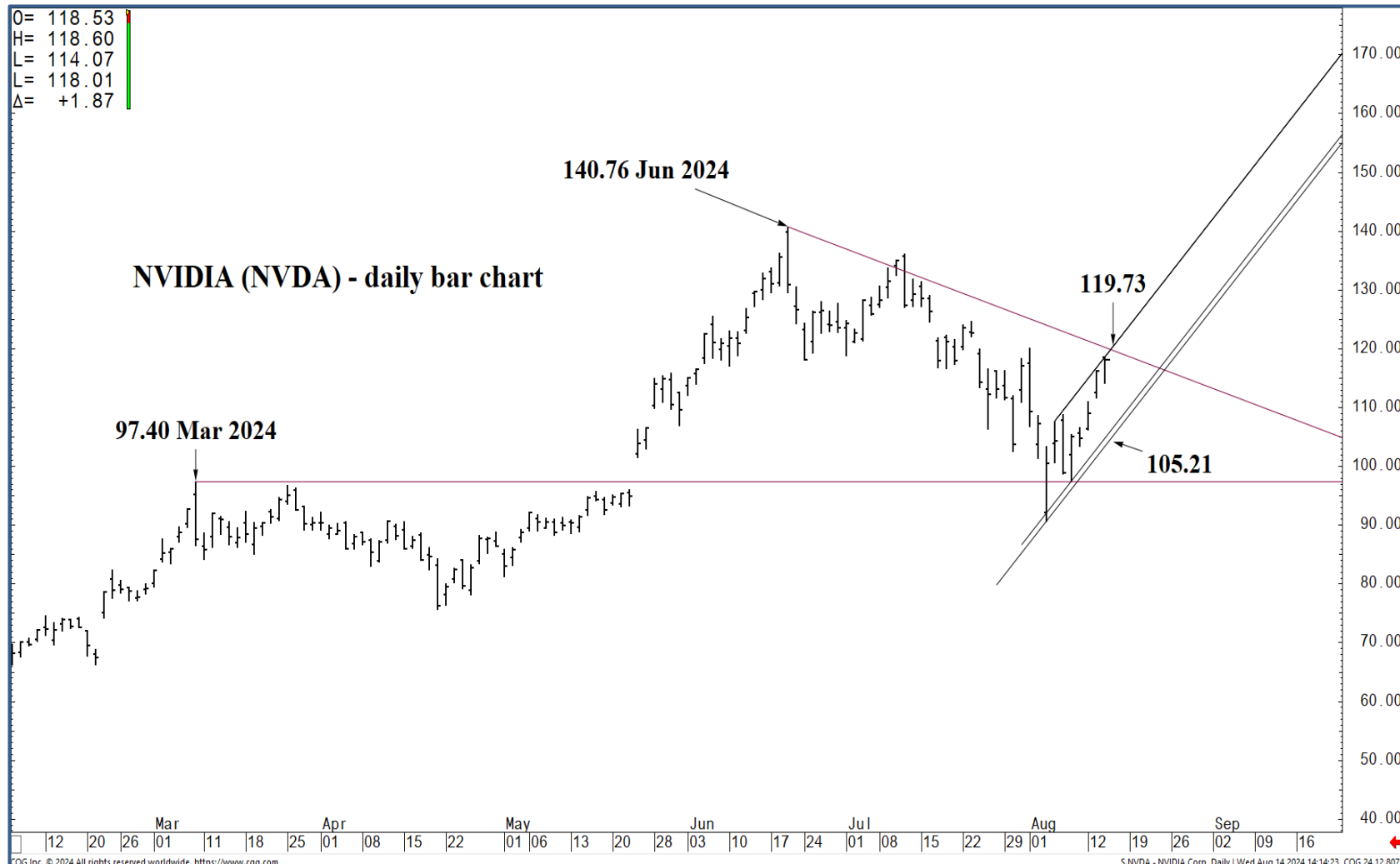
- 125.07 \* session containment**
- 124.58 \* minor
- 122.78 \* minor
- 121.63 \* minor
- 119.73 \*\*\* wkly containment UP**
- 118.83 \* minor
- 115.73 \* minor
- 114.07 \* minor
- 112.57 \* session containment**
- 111.07 \* minor
- 109.82 \* intra-day containment
- 106.60 \* minor
- 105.21 \*\*\* wkly containment DP**
- 100.45 \* minor
- 98.74 \* minor
- 97.40 \* session containment**
- 94.40 \* minor
- 92.22 \* minor
- 90.69 \* intra-day containment
- 88.23 \* minor
- 84.84 \*\*\* weekly containment**





O= 118.53  
 H= 118.60  
 L= 114.07  
 C= 118.01  
 Δ= +1.87

### NVIDIA (NVDA) - daily bar chart



### Support and Resistance

- 125.07 \* session containment**
- 124.58 \* minor
- 122.78 \* minor
- 121.63 \* minor
- 119.73 \*\*\* wkly containment UP**
- 118.83 \* minor
- 115.73 \* minor
- 114.07 \* minor
- 112.57 \* session containment**
- 111.07 \* minor
- 109.82 \* intra-day containment
- 106.60 \* minor
- 105.21 \*\*\* wkly containment DP**
- 100.45 \* minor
- 98.74 \* minor
- 97.40 \* session containment**
- 94.40 \* minor
- 92.22 \* minor
- 90.69 \* intra-day containment
- 88.23 \* minor
- 84.84 \*\*\* weekly containment**

COG Inc. © 2024 All rights reserved worldwide. <https://www.cog.com>

S:NVDA - NVIDIA Corp, Daily | Wed Aug 14 2024 14:14:23, COG 24-12-8078

