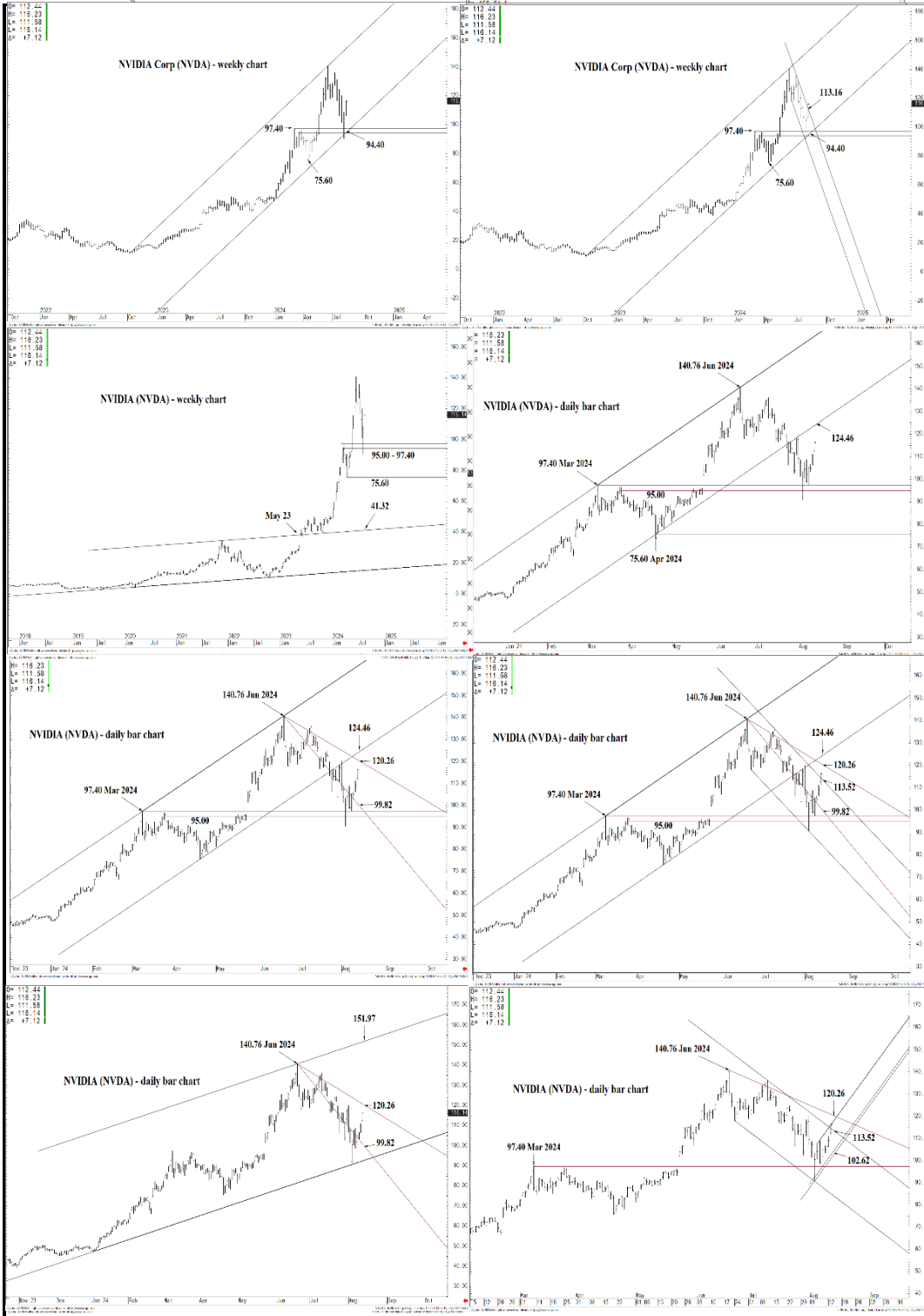




WICKED STOCKS

DIRECTIONAL CLARITY FOR THE ACTIVE INVESTOR

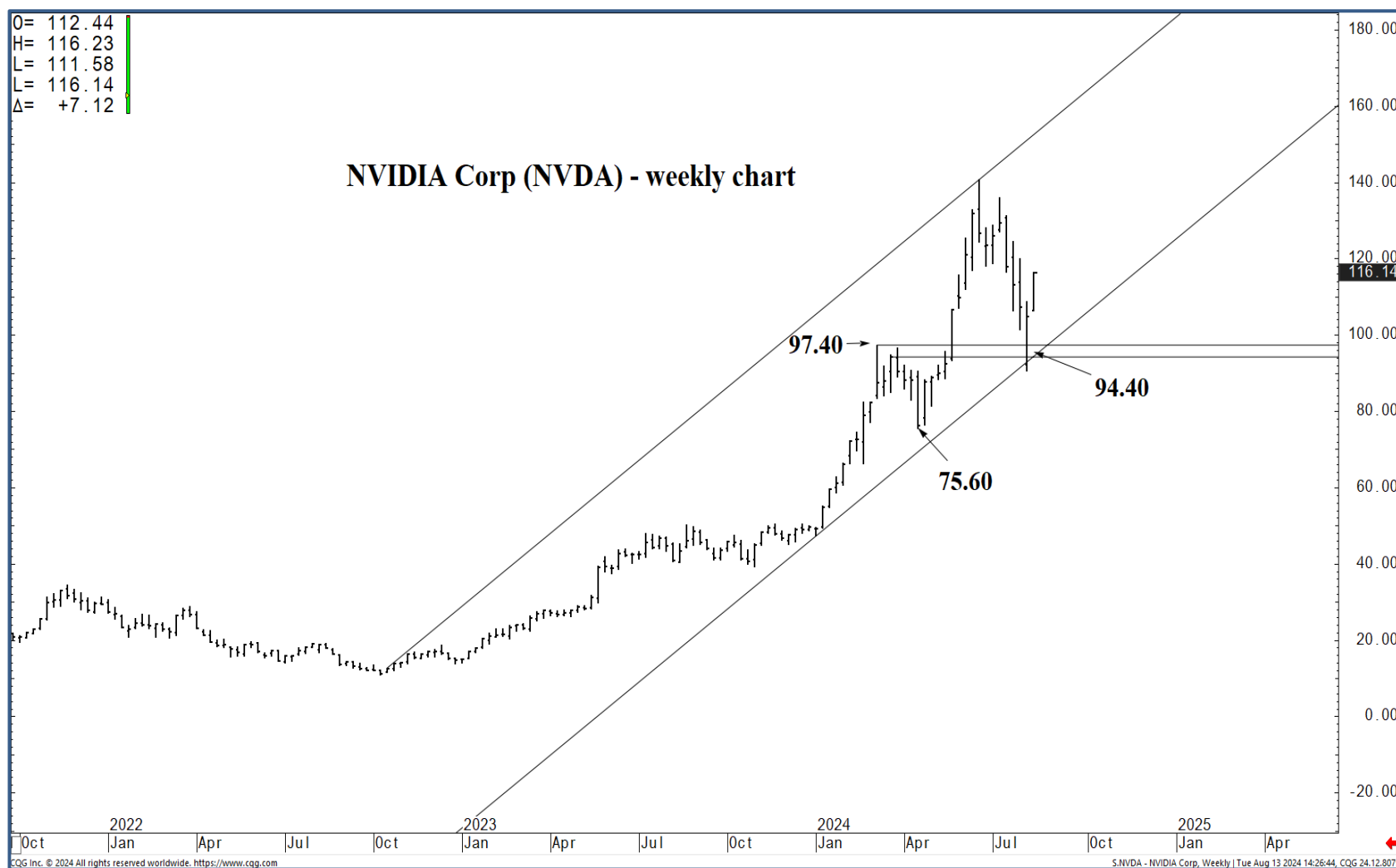


Support and Resistance

- 124.46** * session containment
- 122.78 * minor
- 121.63 * minor
- 120.26** *** weekly containment
- 119.95 * minor
- 118.83 * minor
- 115.73 * minor
- 113.52** * session containment
- 111.07 * minor
- 109.82 * intra-day containment
- 106.47 * minor
- 104.34 * minor
- 102.62** * session containment
- 100.45 * minor
- 99.82** *** wkly containment UP
- 97.40** *** wkly containment
- 94.40** *** wkly containment DP
- 92.22 * minor
- 90.69 * intra-day containment
- 88.23 * minor
- 84.32 * minor
- 82.17** * session containment

O= 112.44
H= 116.23
L= 111.58
L= 116.14
Δ= +7.12

NVIDIA Corp (NVDA) - weekly chart



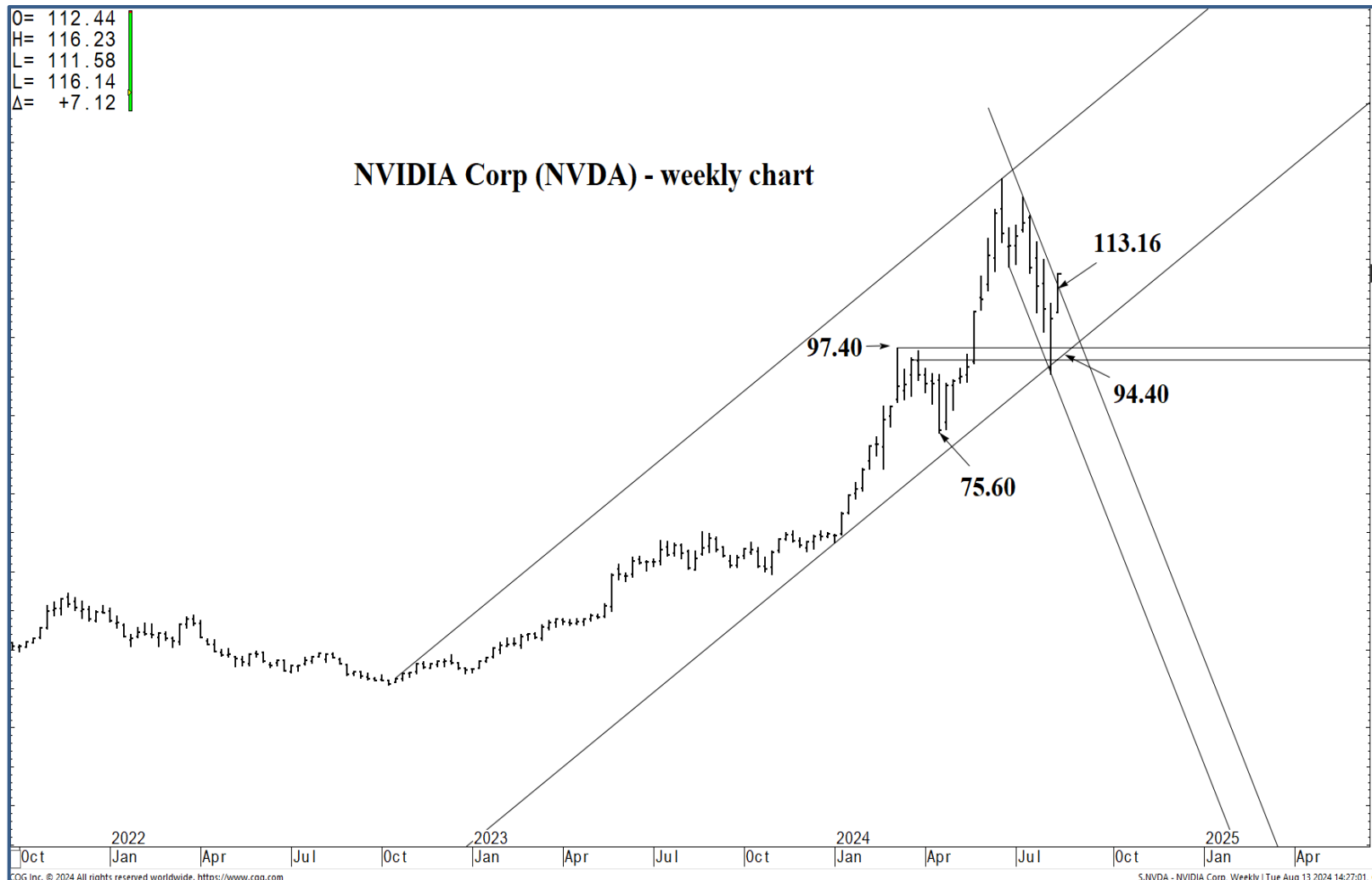
Support and Resistance

- 124.46 * session containment**
- 122.78 * minor
- 121.63 * minor
- 120.26 *** weekly containment**
- 119.95 * minor
- 118.83 * minor
- 115.73 * minor
- 113.52 * session containment**
- 111.07 * minor
- 109.82 * intra-day containment
- 106.47 * minor
- 104.34 * minor
- 102.62 * session containment**
- 100.45 * minor
- 99.82 *** wkly containment UP**
- 97.40 *** wkly containment**
- 94.40 *** wkly containment DP**
- 92.22 * minor
- 90.69 * intra-day containment
- 88.23 * minor
- 84.32 * minor
- 82.17 * session containment**



O= 112.44
 H= 116.23
 L= 111.58
 C= 116.14
 Δ= +7.12

NVIDIA Corp (NVDA) - weekly chart



180.00
 160.00
 140.00
 120.00
 116.14
 100.00
 80.00
 60.00
 40.00
 20.00
 0.00
 -20.00

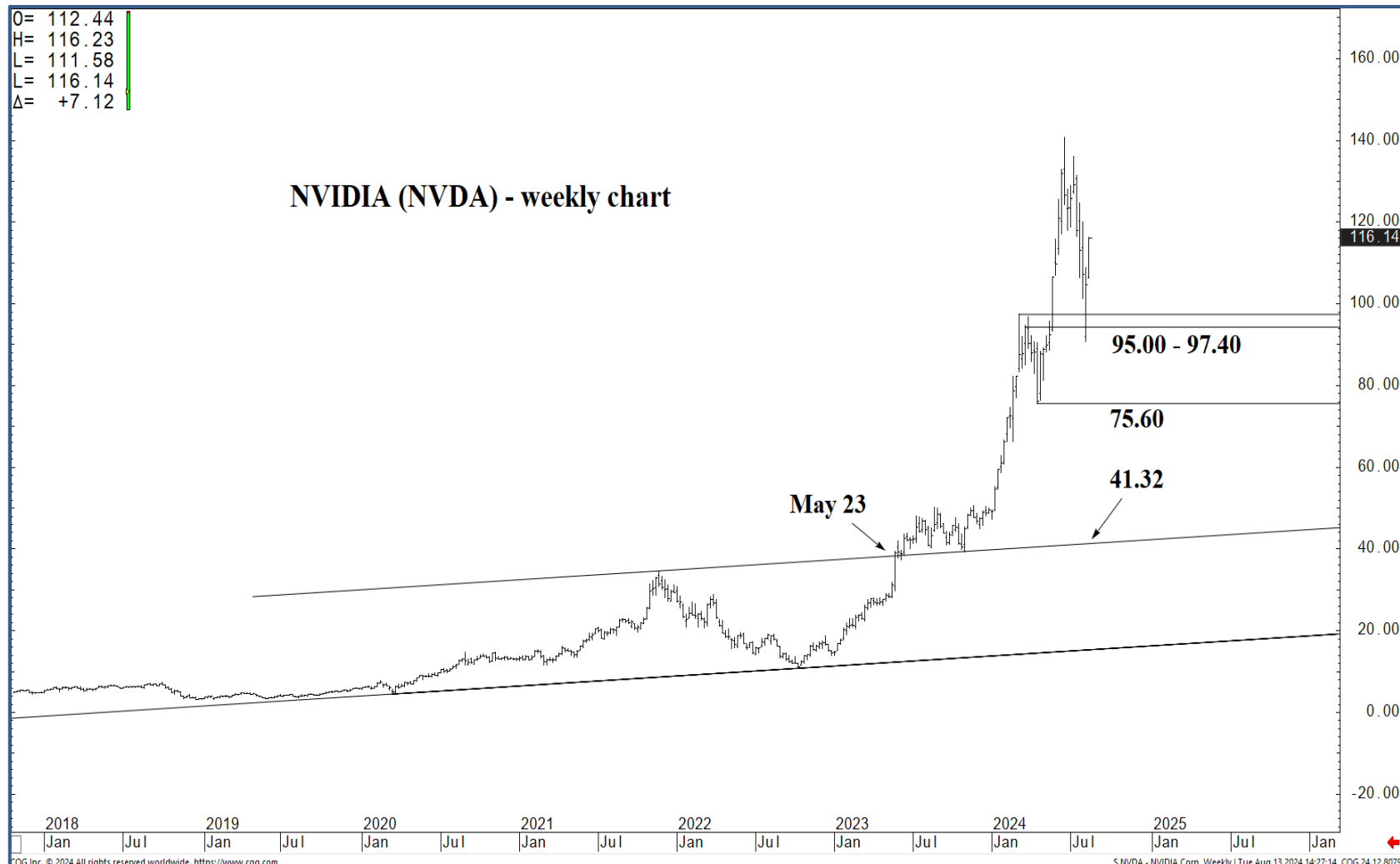
Support and Resistance

- 124.46** * session containment
- 122.78 * minor
- 121.63 * minor
- 120.26** *** weekly containment
- 119.95 * minor
- 118.83 * minor
- 115.73 * minor
- 113.52** * session containment
- 111.07 * minor
- 109.82 * intra-day containment
- 106.47 * minor
- 104.34 * minor
- 102.62** * session containment
- 100.45 * minor
- 99.82** *** wkly containment UP
- 97.40** *** wkly containment
- 94.40** *** wkly containment DP
- 92.22 * minor
- 90.69 * intra-day containment
- 88.23 * minor
- 84.32 * minor
- 82.17** * session containment



O= 112.44
 H= 116.23
 L= 111.58
 C= 116.14
 Δ= +7.12

NVIDIA (NVDA) - weekly chart



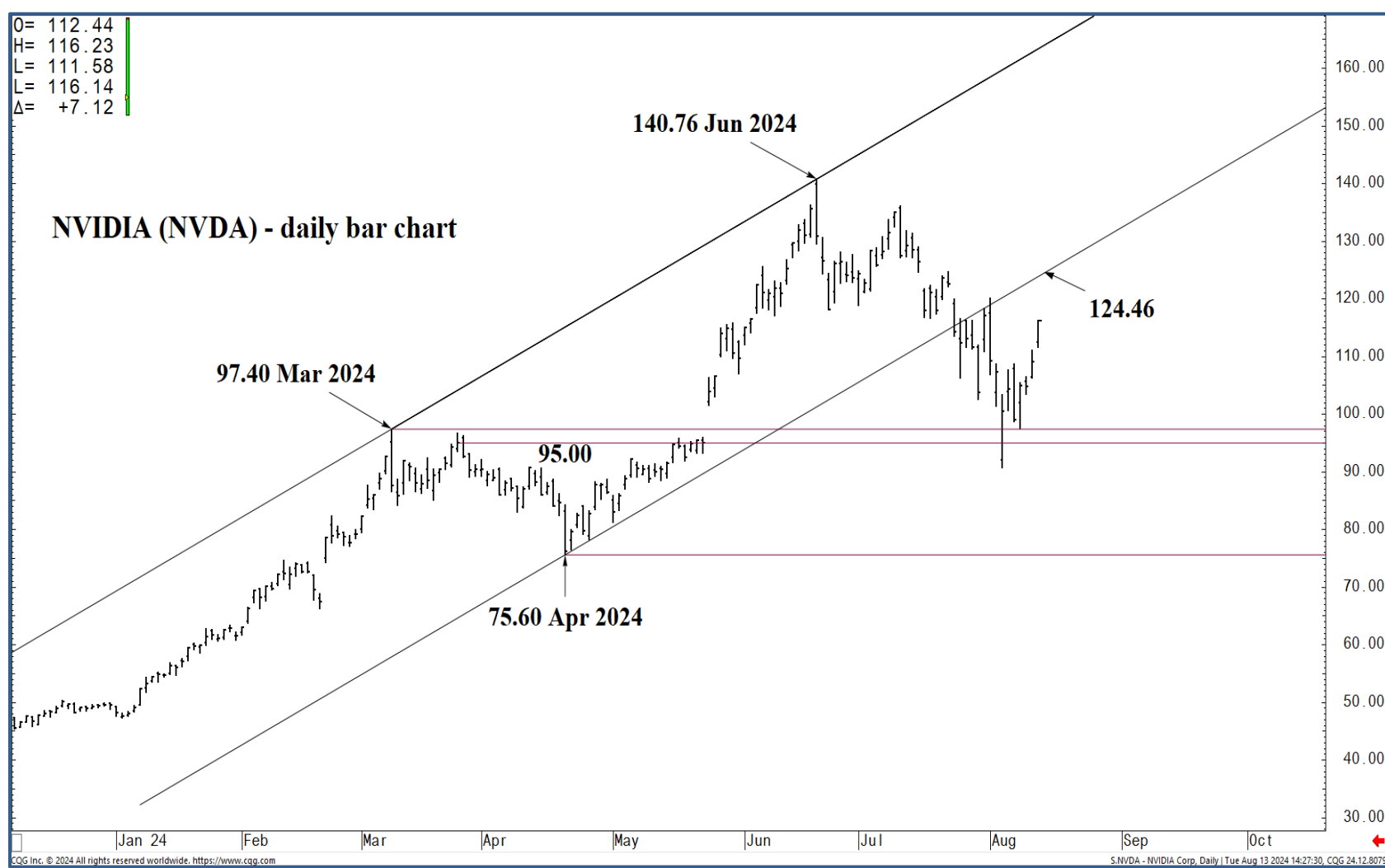
Support and Resistance

- 124.46** * session containment
- 122.78 * minor
- 121.63 * minor
- 120.26** *** weekly containment
- 119.95 * minor
- 118.83 * minor
- 115.73 * minor
- 113.52** * session containment
- 111.07 * minor
- 109.82 * intra-day containment
- 106.47 * minor
- 104.34 * minor
- 102.62** * session containment
- 100.45 * minor
- 99.82** *** wkly containment UP
- 97.40** *** wkly containment
- 94.40** *** wkly containment DP
- 92.22 * minor
- 90.69 * intra-day containment
- 88.23 * minor
- 84.32 * minor
- 82.17** * session containment



O= 112.44
H= 116.23
L= 111.58
C= 116.14
Δ= +7.12

NVIDIA (NVDA) - daily bar chart



Support and Resistance

- 124.46 * session containment**
- 122.78 * minor
- 121.63 * minor
- 120.26 *** weekly containment**
- 119.95 * minor
- 118.83 * minor
- 115.73 * minor
- 113.52 * session containment**
- 111.07 * minor
- 109.82 * intra-day containment
- 106.47 * minor
- 104.34 * minor
- 102.62 * session containment**
- 100.45 * minor
- 99.82 *** wkly containment UP**
- 97.40 *** wkly containment**
- 94.40 *** wkly containment DP**
- 92.22 * minor
- 90.69 * intra-day containment
- 88.23 * minor
- 84.32 * minor
- 82.17 * session containment**



O= 112.44
 H= 116.23
 L= 111.58
 L= 116.14
 Δ= +7.12

NVIDIA (NVDA) - daily bar chart



Support and Resistance

- 124.46** * session containment
- 122.78 * minor
- 121.63 * minor
- 120.26** *** weekly containment
- 119.95 * minor
- 118.83 * minor
- 115.73 * minor
- 113.52** * session containment
- 111.07 * minor
- 109.82 * intra-day containment
- 106.47 * minor
- 104.34 * minor
- 102.62** * session containment
- 100.45 * minor
- 99.82** *** wkly containment UP
- 97.40** *** wkly containment
- 94.40** *** wkly containment DP
- 92.22 * minor
- 90.69 * intra-day containment
- 88.23 * minor
- 84.32 * minor
- 82.17** * session containment



O= 112.44
 H= 116.23
 L= 111.58
 L= 116.14
 Δ= +7.12

NVIDIA (NVDA) - daily bar chart

140.76 Jun 2024

97.40 Mar 2024

95.00

124.46

120.26

113.52

99.82

160.00
150.00
140.00
130.00
120.00
110.00
100.00
90.00
80.00
70.00
60.00
50.00
40.00
30.00

Support and Resistance

- 124.46** * session containment
- 122.78 * minor
- 121.63 * minor
- 120.26** *** weekly containment
- 119.95 * minor
- 118.83 * minor
- 115.73 * minor
- 113.52** * session containment
- 111.07 * minor
- 109.82 * intra-day containment
- 106.47 * minor
- 104.34 * minor
- 102.62** * session containment
- 100.45 * minor
- 99.82** *** wkly containment UP
- 97.40** *** wkly containment
- 94.40** *** wkly containment DP
- 92.22 * minor
- 90.69 * intra-day containment
- 88.23 * minor
- 84.32 * minor
- 82.17** * session containment

Dec 23 | Jan 24 | Feb | Mar | Apr | May | Jun | Jul | Aug | Sep | Oct
 S.NVDA - NVIDIA Corp, Daily | Tue Aug 13 2024 14:28:06, COG 24-12.8073



O= 112.44
H= 116.23
L= 111.58
L= 116.14
Δ= +7.12

NVIDIA (NVDA) - daily bar chart



Support and Resistance

- 124.46** * session containment
- 122.78 * minor
- 121.63 * minor
- 120.26** *** weekly containment
- 119.95 * minor
- 118.83 * minor
- 115.73 * minor
- 113.52** * session containment
- 111.07 * minor
- 109.82 * intra-day containment
- 106.47 * minor
- 104.34 * minor
- 102.62** * session containment
- 100.45 * minor
- 99.82** *** wkly containment UP
- 97.40** *** wkly containment
- 94.40** *** wkly containment DP
- 92.22 * minor
- 90.69 * intra-day containment
- 88.23 * minor
- 84.32 * minor
- 82.17** * session containment



O= 112.44
 H= 116.23
 L= 111.58
 C= 116.14
 Δ= +7.12

NVIDIA (NVDA) - daily bar chart



Support and Resistance

- 124.46** * session containment
- 122.78 * minor
- 121.63 * minor
- 120.26** *** weekly containment
- 119.95 * minor
- 118.83 * minor
- 115.73 * minor
- 113.52** * session containment
- 111.07 * minor
- 109.82 * intra-day containment
- 106.47 * minor
- 104.34 * minor
- 102.62** * session containment
- 100.45 * minor
- 99.82** *** wkly containment UP
- 97.40** *** wkly containment
- 94.40** *** wkly containment DP
- 92.22 * minor
- 90.69 * intra-day containment
- 88.23 * minor
- 84.32 * minor
- 82.17** * session containment

COG Inc. © 2024 All rights reserved worldwide. <https://www.cog.com>

S:NVDA - NVIDIA Corp, Daily | Tue Aug 13 2024 14:32:28, COG 24-12-8078

