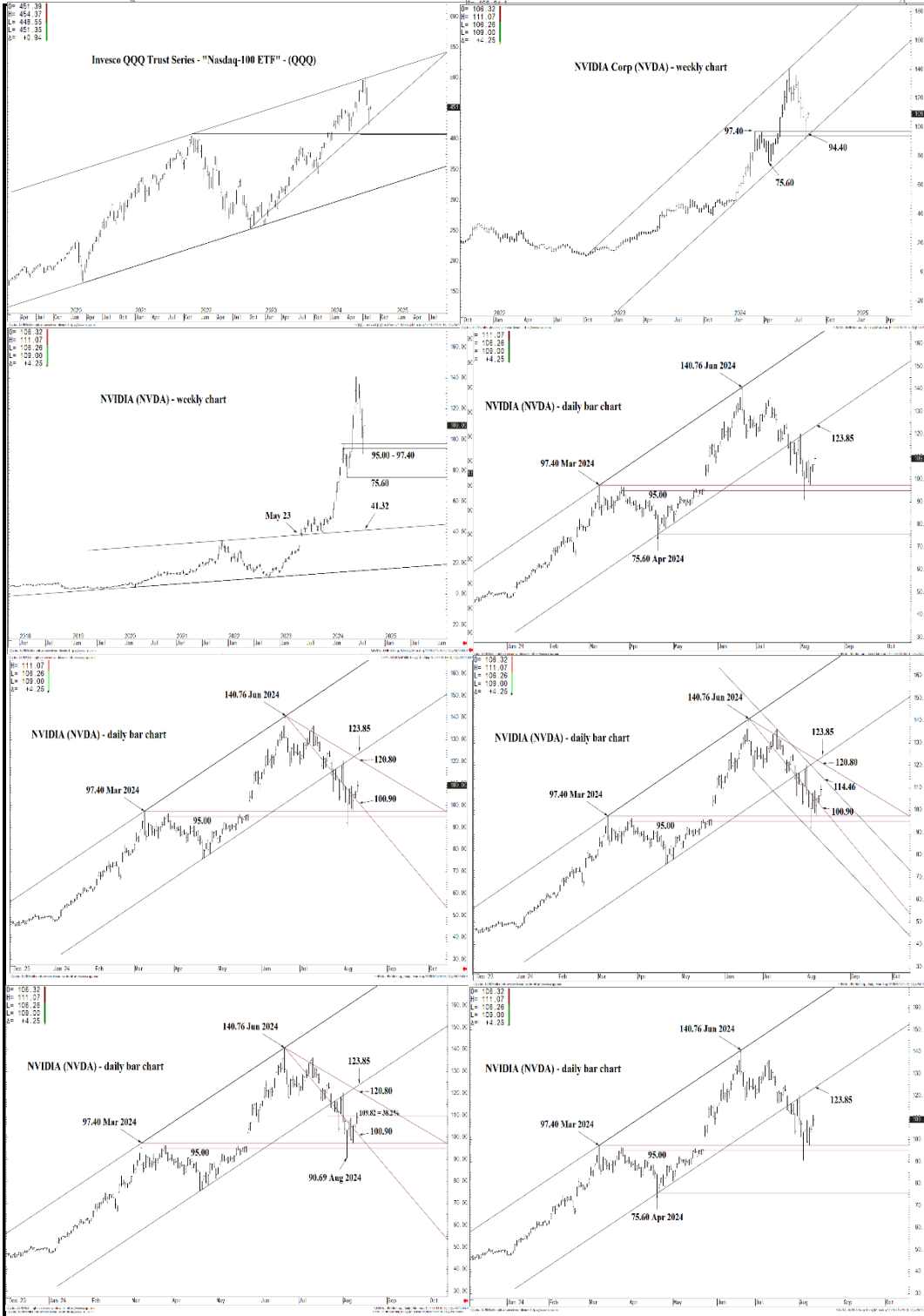




WICKED STOCKS

DIRECTIONAL CLARITY FOR THE ACTIVE INVESTOR



Support and Resistance

123.85 * weekly containment**
120.80 * weekly containment**

119.95 * minor
 118.83 * minor
 115.73 * minor

114.46 * session containment

113.16 * minor
 111.07 * minor
 109.82 * intra-day containment
 106.26 * minor
 104.75 * minor
 103.28 * minor

100.90 * wkly containment UP**

99.75 * minor

97.40 * wkly containment**
94.40 * wkly containment DP**

92.22 * minor
 90.69 * intra-day containment
 88.23 * minor
 84.32 * minor

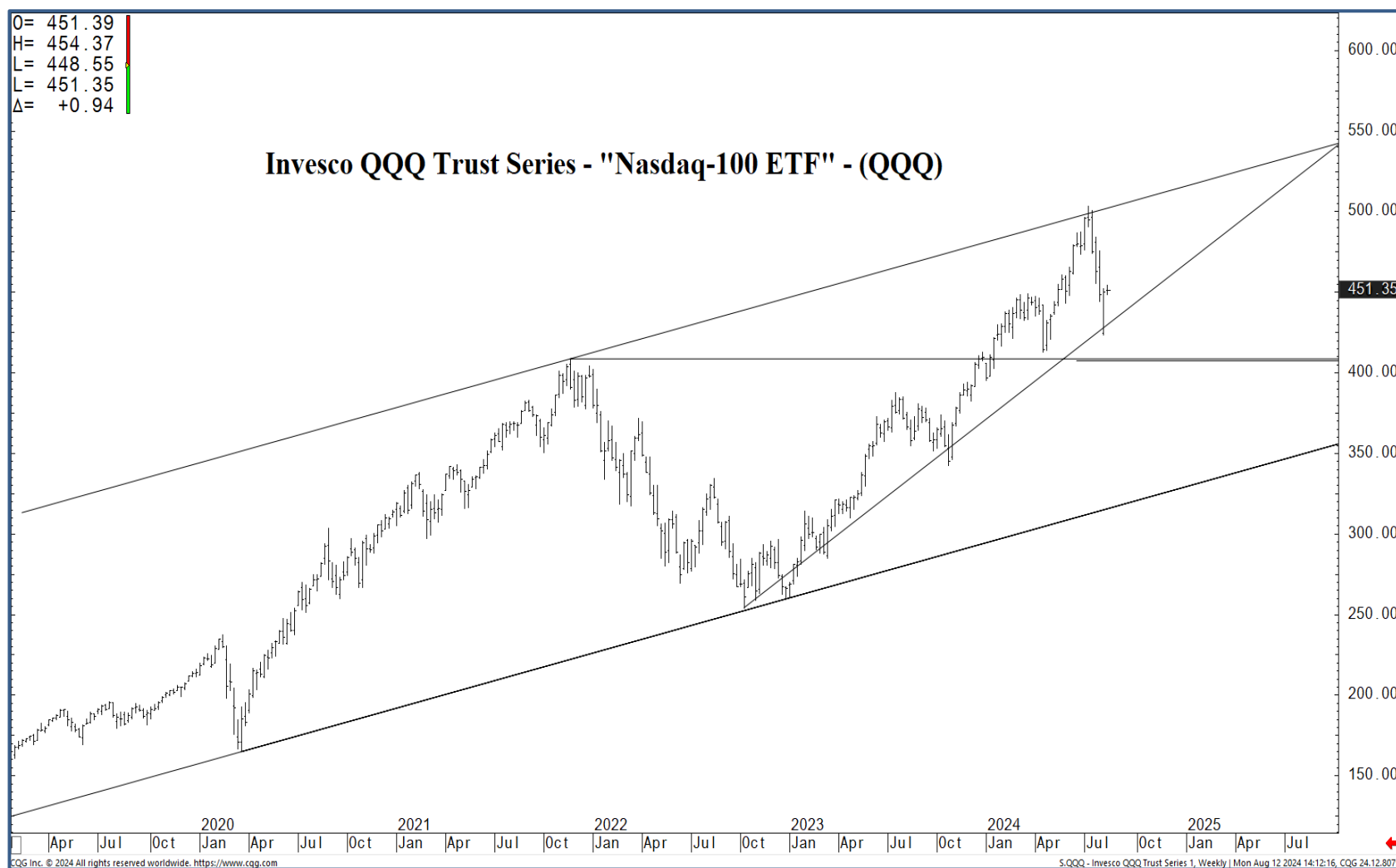
82.17 * session containment

80.26 * minor
 78.22 * minor

75.60 ** multi-week contain**

O= 451.39
 H= 454.37
 L= 448.55
 L= 451.35
 Δ= +0.94

Invesco QQQ Trust Series - "Nasdaq-100 ETF" - (QQQ)



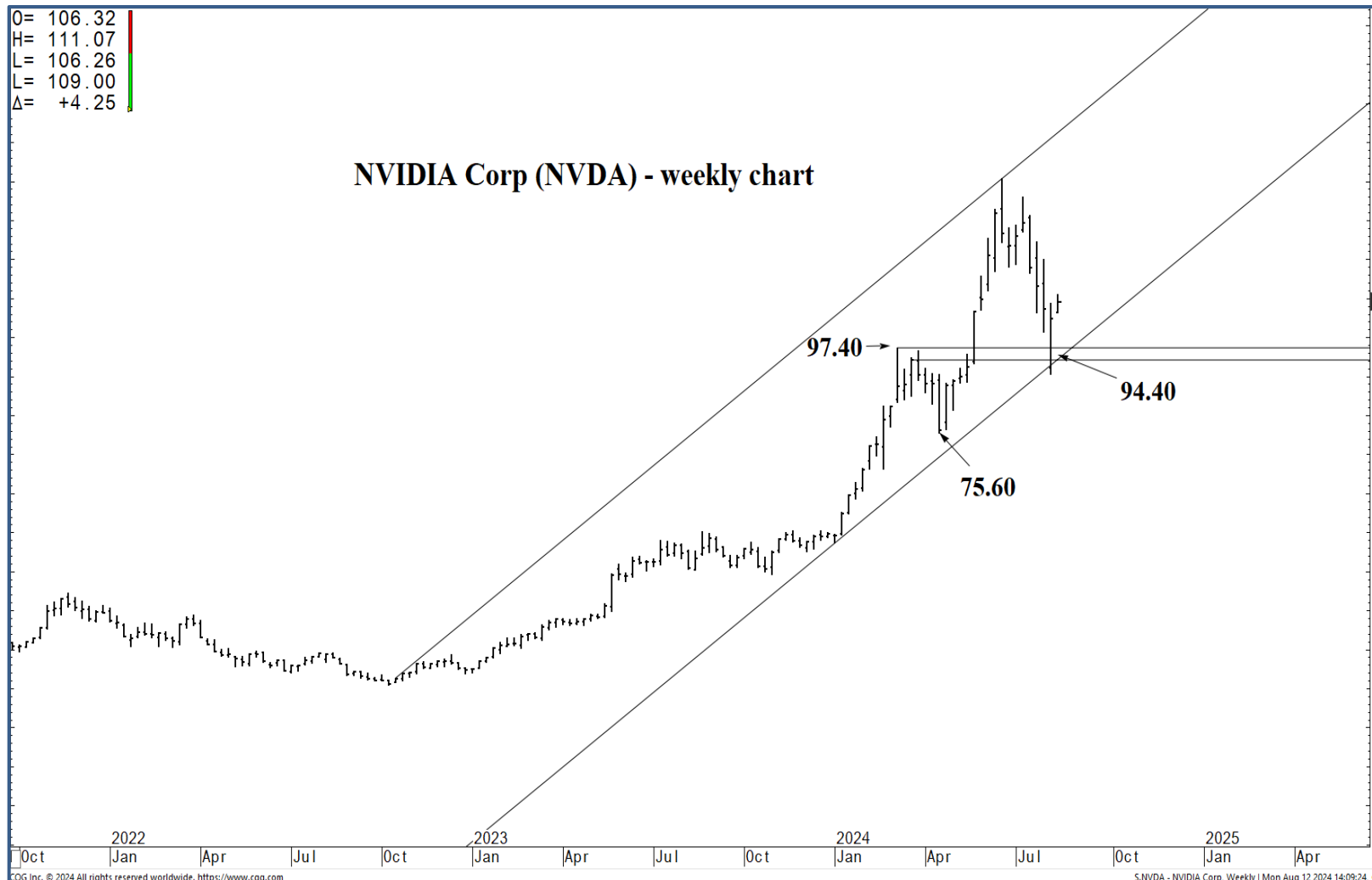
Support and Resistance

- 123.85 *** weekly containment**
- 120.80 *** weekly containment**
- 119.95 * minor
- 118.83 * minor
- 115.73 * minor
- 114.46 * session containment**
- 113.16 * minor
- 111.07 * minor
- 109.82 * intra-day containment
- 106.26 * minor
- 104.75 * minor
- 103.28 * minor
- 100.90 *** wkly containment UP**
- 99.75 * minor
- 97.40 *** wkly containment**
- 94.40 *** wkly containment DP**
- 92.22 * minor
- 90.69 * intra-day containment
- 88.23 * minor
- 84.32 * minor
- 82.17 * session containment**
- 80.26 * minor
- 78.22 * minor
- 75.60 **** multi-week contain**



O= 106.32
 H= 111.07
 L= 106.26
 L= 109.00
 Δ= +4.25

NVIDIA Corp (NVDA) - weekly chart



180.00
 160.00
 140.00
 120.00
 100.00
 80.00
 60.00
 40.00
 20.00
 0.00
 -20.00

- Support and Resistance**
- 123.85 *** weekly containment**
 - 120.80 *** weekly containment**
 - 119.95 * minor
 - 118.83 * minor
 - 115.73 * minor
 - 114.46 * session containment**
 - 113.16 * minor
 - 111.07 * minor
 - 109.82 * intra-day containment
 - 106.26 * minor
 - 104.75 * minor
 - 103.28 * minor
 - 100.90 *** wkly containment UP**
 - 99.75 * minor
 - 97.40 *** wkly containment**
 - 94.40 *** wkly containment DP**
 - 92.22 * minor
 - 90.69 * intra-day containment
 - 88.23 * minor
 - 84.32 * minor
 - 82.17 * session containment**
 - 80.26 * minor
 - 78.22 * minor
 - 75.60 **** multi-week contain**

2022 2023 2024 2025
 |Oct |Jan |Apr |Jul |Oct |Jan |Apr |Jul |Oct |Jan |Apr |Jul |Oct |Jan |Apr

COG Inc. © 2024 All rights reserved worldwide. <https://www.cog.com>

S.NVDA - NVIDIA Corp, Weekly | Mon Aug 12 2024 14:09:24, COG 24.12.8078



O= 106.32
 H= 111.07
 L= 106.26
 C= 109.00
 Δ= +4.25

NVIDIA (NVDA) - weekly chart



Support and Resistance

- 123.85 *** weekly containment**
- 120.80 *** weekly containment**
- 119.95 * minor
- 118.83 * minor
- 115.73 * minor
- 114.46 * session containment**
- 113.16 * minor
- 111.07 * minor
- 109.82 * intra-day containment
- 106.26 * minor
- 104.75 * minor
- 103.28 * minor
- 100.90 *** wkly containment UP**
- 99.75 * minor
- 97.40 *** wkly containment**
- 94.40 *** wkly containment DP**
- 92.22 * minor
- 90.69 * intra-day containment
- 88.23 * minor
- 84.32 * minor
- 82.17 * session containment**
- 80.26 * minor
- 78.22 * minor
- 75.60 **** multi-week contain**



O= 106.32
 H= 111.07
 L= 106.26
 L= 109.00
 Δ= +4.25

NVIDIA (NVDA) - daily bar chart



Support and Resistance

- 123.85 *** weekly containment**
- 120.80 *** weekly containment**
- 119.95 * minor
- 118.83 * minor
- 115.73 * minor
- 114.46 * session containment**
- 113.16 * minor
- 111.07 * minor
- 109.82 * intra-day containment
- 106.26 * minor
- 104.75 * minor
- 103.28 * minor
- 100.90 *** wkly containment UP**
- 99.75 * minor
- 97.40 *** wkly containment**
- 94.40 *** wkly containment DP**
- 92.22 * minor
- 90.69 * intra-day containment
- 88.23 * minor
- 84.32 * minor
- 82.17 * session containment**
- 80.26 * minor
- 78.22 * minor
- 75.60 **** multi-week contain**



O= 106.32
 H= 111.07
 L= 106.26
 C= 109.00
 Δ= +4.25

NVIDIA (NVDA) - daily bar chart



Support and Resistance

- 123.85** *** weekly containment
- 120.80** *** weekly containment

- 119.95 * minor
- 118.83 * minor
- 115.73 * minor

- 114.46** * session containment

- 113.16 * minor
- 111.07 * minor
- 109.82 * intra-day containment
- 106.26 * minor
- 104.75 * minor
- 103.28 * minor

- 100.90** *** wkly containment UP

- 99.75 * minor

- 97.40** *** wkly containment
- 94.40** *** wkly containment DP

- 92.22 * minor
- 90.69 * intra-day containment
- 88.23 * minor
- 84.32 * minor

- 82.17** * session containment

- 80.26 * minor
- 78.22 * minor

- 75.60** **** multi-week contain



O= 106.32
 H= 111.07
 L= 106.26
 L= 109.00
 Δ= +4.25

NVIDIA (NVDA) - daily bar chart



Support and Resistance

123.85 * weekly containment**
120.80 * weekly containment**

119.95 * minor
 118.83 * minor
 115.73 * minor

114.46 * session containment

113.16 * minor
 111.07 * minor
 109.82 * intra-day containment
 106.26 * minor
 104.75 * minor
 103.28 * minor

100.90 * wkly containment UP**

99.75 * minor

97.40 * wkly containment**
94.40 * wkly containment DP**

92.22 * minor
 90.69 * intra-day containment
 88.23 * minor
 84.32 * minor

82.17 * session containment

80.26 * minor
 78.22 * minor

75.60 ** multi-week contain**



O= 106.32
 H= 111.07
 L= 106.26
 L= 109.00
 Δ= +4.25

NVIDIA (NVDA) - daily bar chart



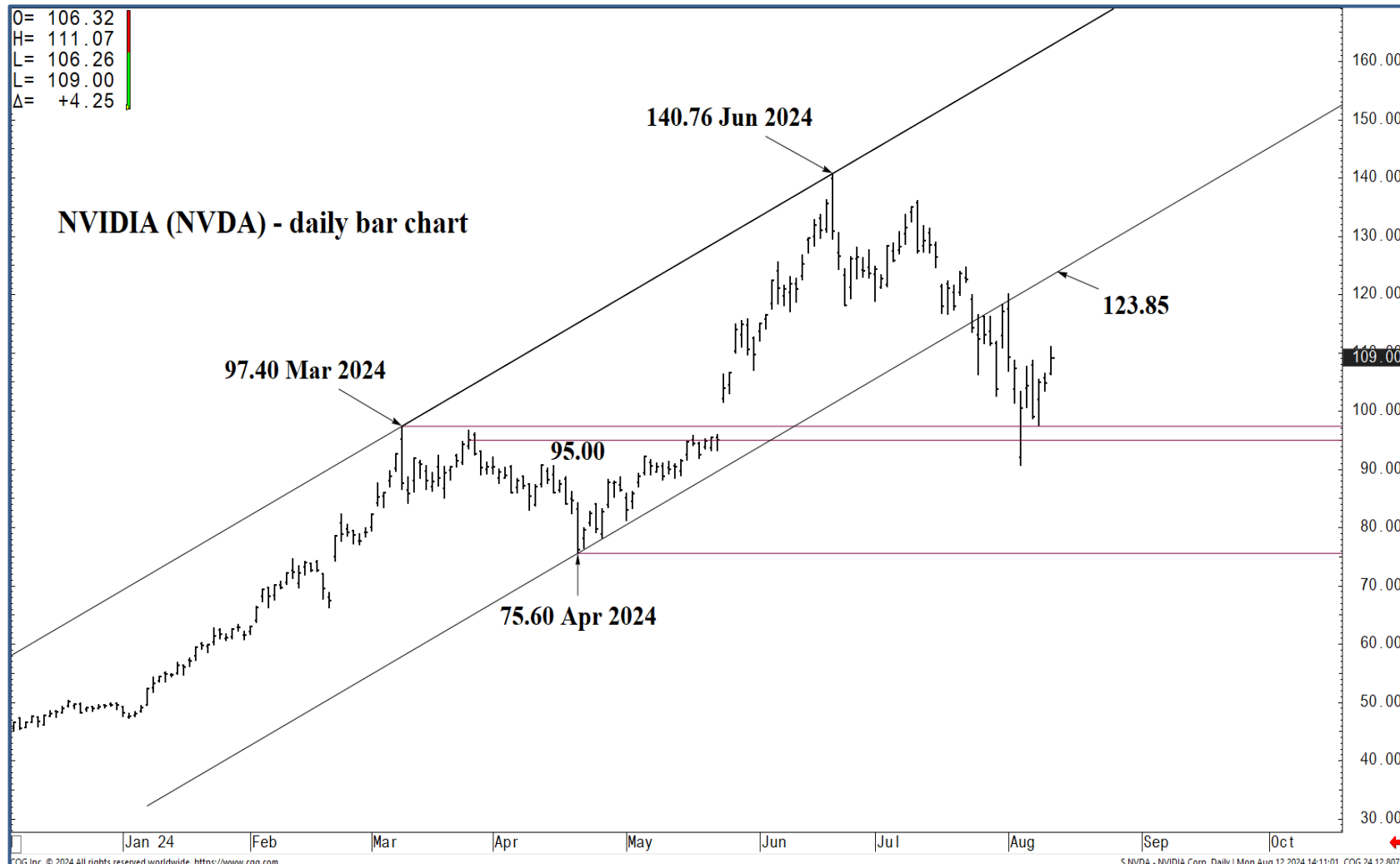
Support and Resistance

- 123.85 *** weekly containment**
- 120.80 *** weekly containment**
- 119.95 * minor
- 118.83 * minor
- 115.73 * minor
- 114.46 * session containment**
- 113.16 * minor
- 111.07 * minor
- 109.82 * intra-day containment
- 106.26 * minor
- 104.75 * minor
- 103.28 * minor
- 100.90 *** wkly containment UP**
- 99.75 * minor
- 97.40 *** wkly containment**
- 94.40 *** wkly containment DP**
- 92.22 * minor
- 90.69 * intra-day containment
- 88.23 * minor
- 84.32 * minor
- 82.17 * session containment**
- 80.26 * minor
- 78.22 * minor
- 75.60 **** multi-week contain**

CGG Inc. © 2024 All rights reserved worldwide. <https://www.cgg.com>

S:NVDA - NVIDIA Corp, Daily | Mon Aug 12 2024 14:10:32, CQG 24.12.8079





Support and Resistance

123.85 *** weekly containment
120.80 *** weekly containment
119.95 * minor
118.83 * minor
115.73 * minor
114.46 * session containment
113.16 * minor
111.07 * minor
109.82 * intra-day containment
109.00
106.26 * minor
104.75 * minor
103.28 * minor
100.90 *** wkly containment UP
99.75 * minor
97.40 *** wkly containment
94.40 *** wkly containment DP
92.22 * minor
90.69 * intra-day containment
88.23 * minor
84.32 * minor
82.17 * session containment
80.26 * minor
78.22 * minor
75.60 **** multi-week contain

