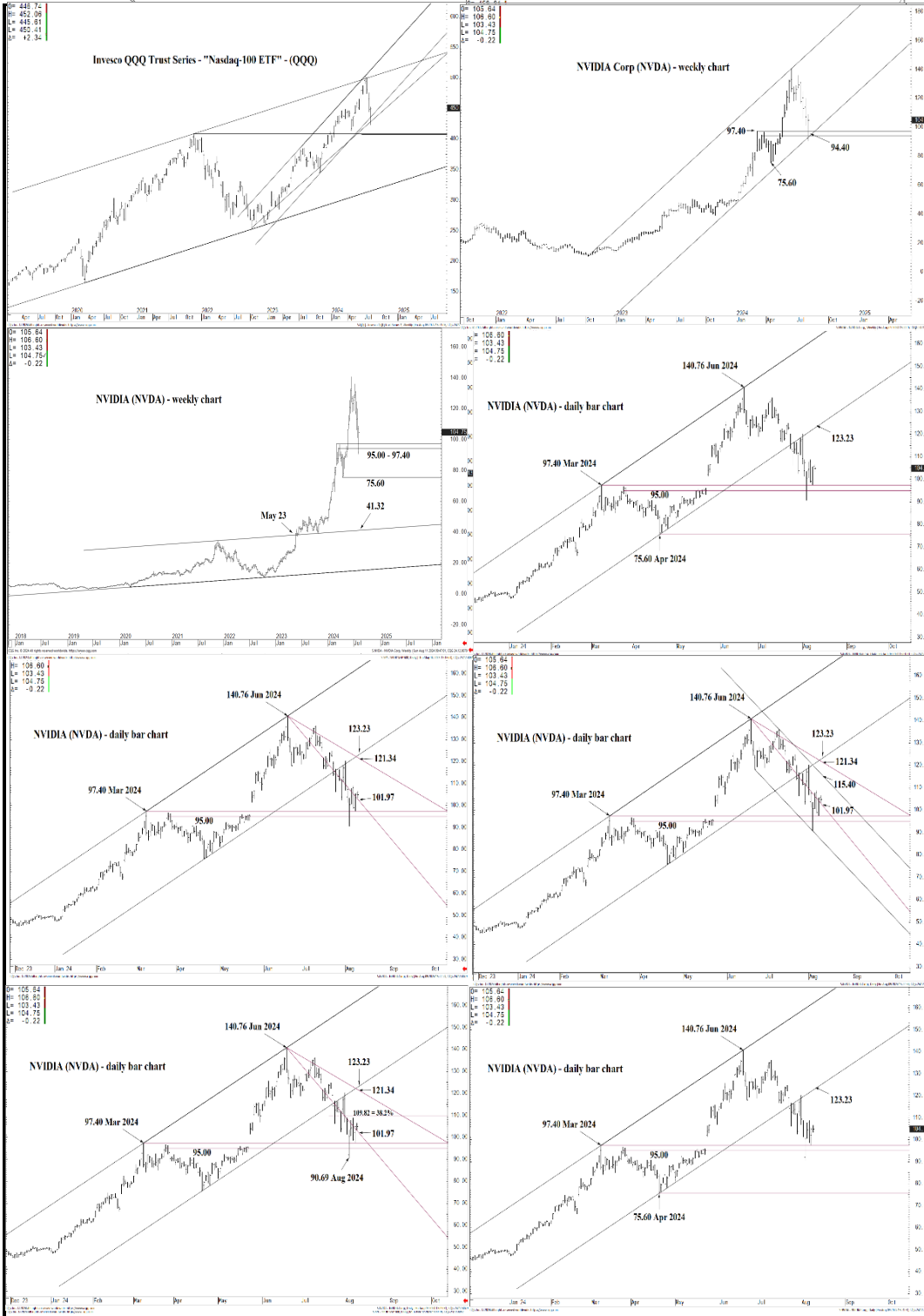




WICKED STOCKS

DIRECTIONAL CLARITY FOR THE ACTIVE INVESTOR



Support and Resistance

123.23 * weekly containment**
121.34 * weekly containment**

119.95 * minor
 118.83 * minor

115.40 * session containment

114.15 * minor
 113.16 * minor
 109.82 * intra-day containment
 108.90 * minor
 106.60 * minor
 103.43 * minor

101.97 * wkly containment UP**

99.75 * minor

97.40 * wkly containment**
94.40 * wkly containment DP**

92.22 * minor
 90.69 * intra-day containment
 88.23 * minor
 84.32 * minor

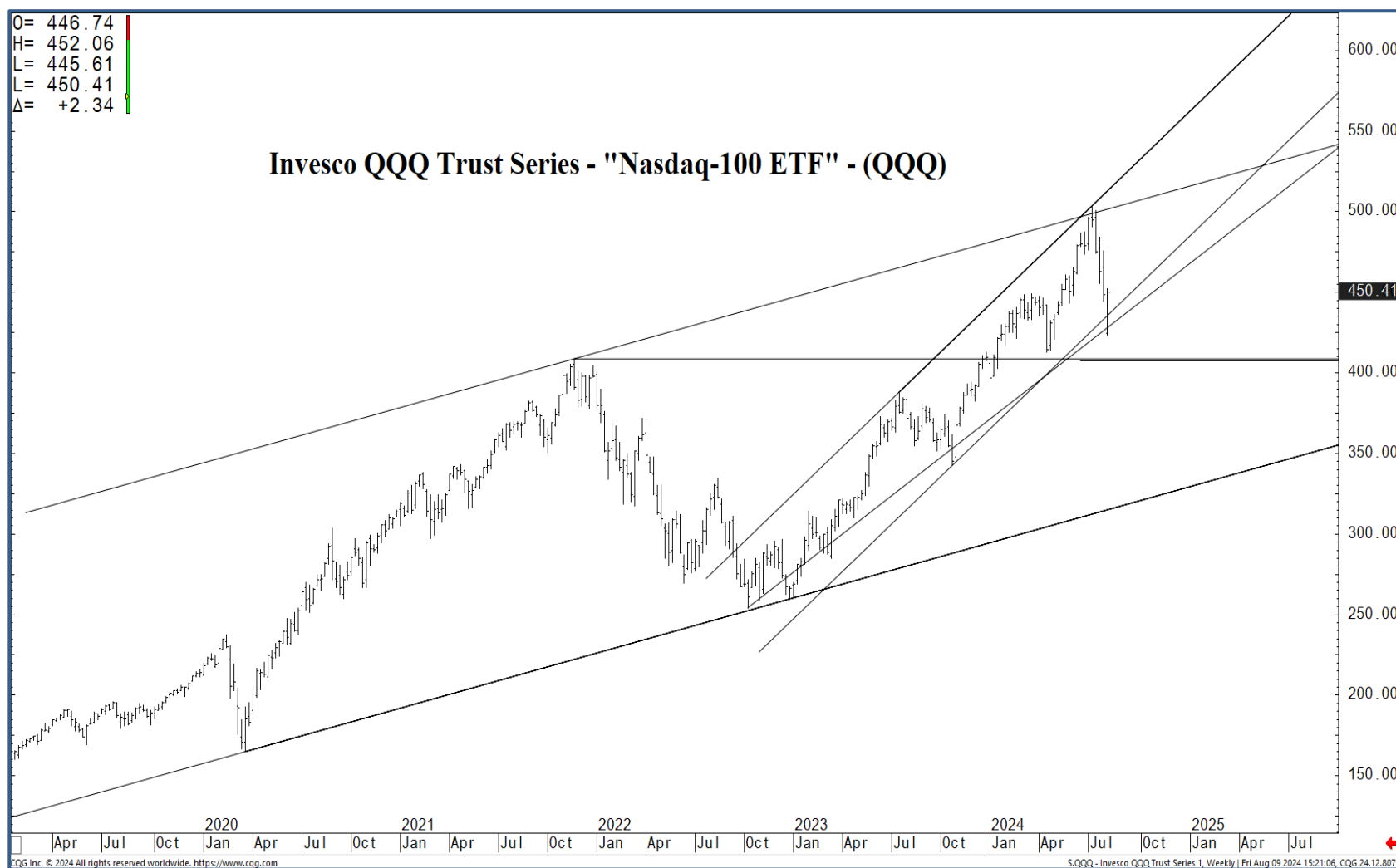
82.17 * session containment

80.26 * minor
 78.22 * minor

75.60 ** multi-week contain**

O= 446.74
 H= 452.06
 L= 445.61
 L= 450.41
 Δ= +2.34

Invesco QQQ Trust Series - "Nasdaq-100 ETF" - (QQQ)



Support and Resistance

- 123.23 *** weekly containment**
- 121.34 *** weekly containment**

- 119.95 * minor
- 118.83 * minor

- 115.40 * session containment**

- 114.15 * minor
- 113.16 * minor
- 109.82 * intra-day containment
- 108.90 * minor
- 106.60 * minor
- 103.43 * minor

- 101.97 *** wkly containment UP**
- 99.75 * minor

- 97.40 *** wkly containment**
- 94.40 *** wkly containment DP**

- 92.22 * minor
- 90.69 * intra-day containment
- 88.23 * minor
- 84.32 * minor

- 82.17 * session containment**

- 80.26 * minor
- 78.22 * minor

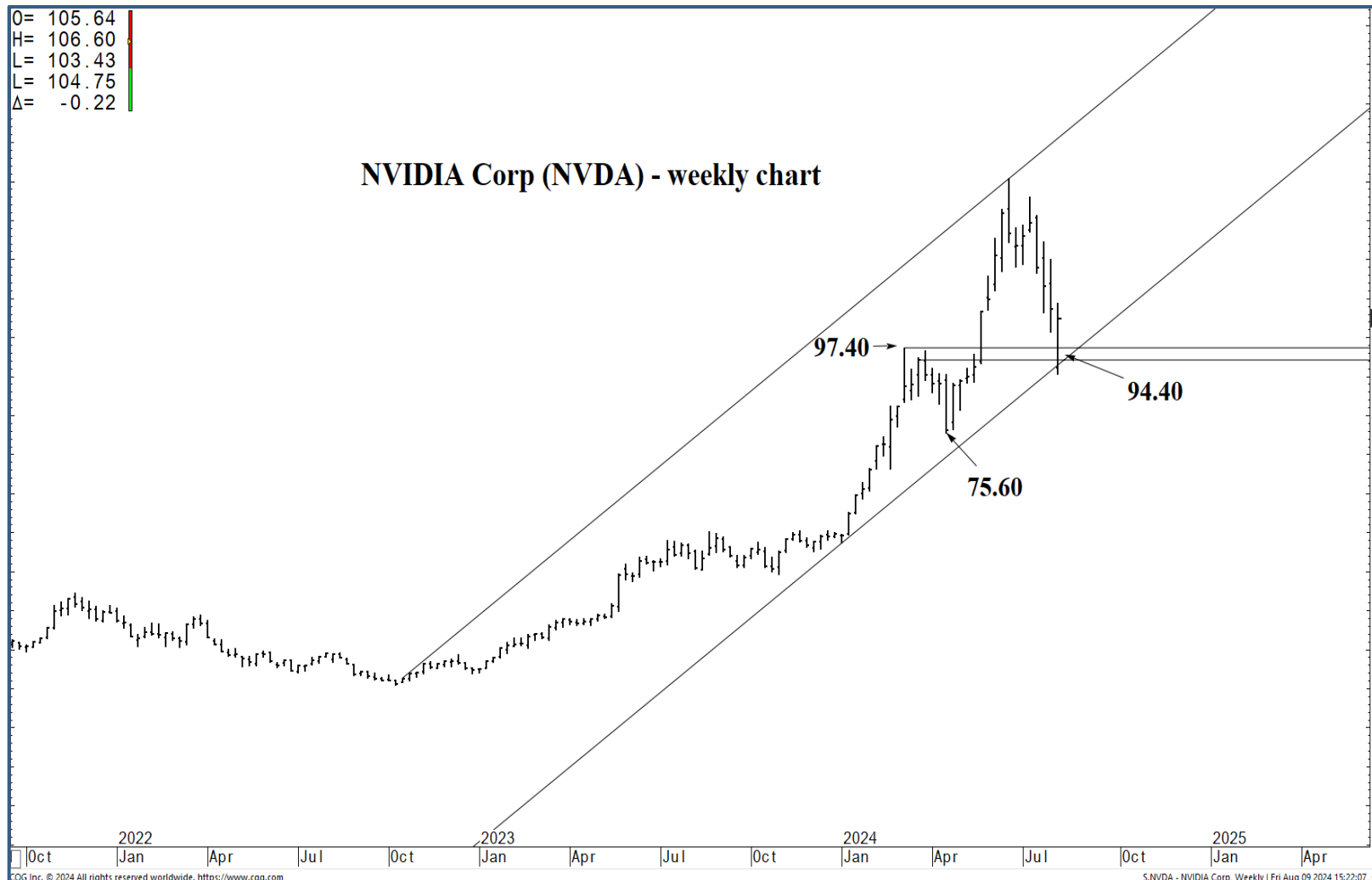
- 75.60 **** multi-week contain**

450.41



O= 105.64
 H= 106.60
 L= 103.43
 L= 104.75
 Δ= -0.22

NVIDIA Corp (NVDA) - weekly chart



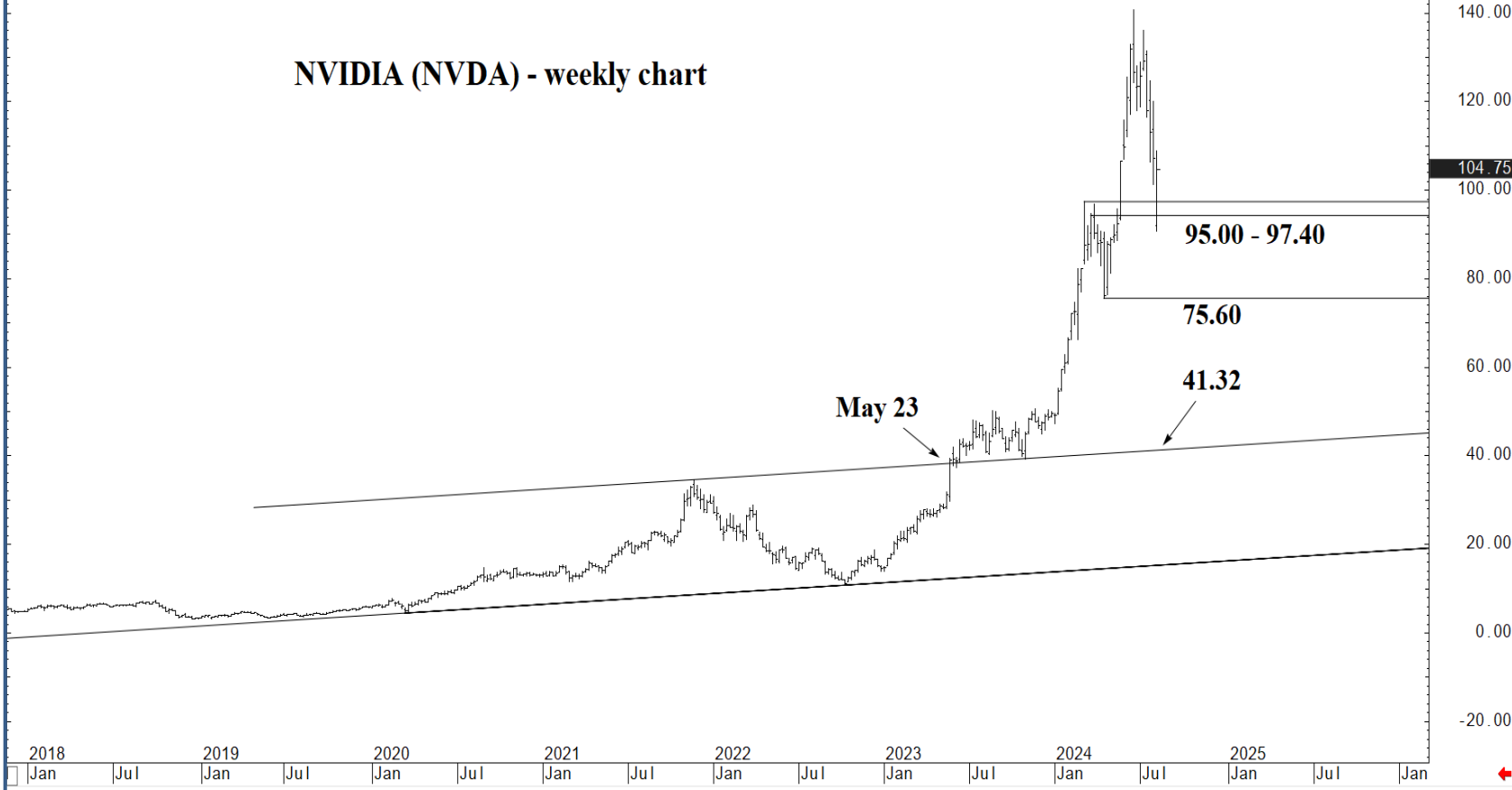
Support and Resistance

- 123.23 *** weekly containment**
- 121.34 *** weekly containment**
- 119.95 * minor
- 118.83 * minor
- 115.40 * session containment**
- 114.15 * minor
- 113.16 * minor
- 109.82 * intra-day containment
- 108.90 * minor
- 106.60 * minor
- 103.43 * minor
- 101.97 *** wkly containment UP**
- 99.75 * minor
- 97.40 *** wkly containment**
- 94.40 *** wkly containment DP**
- 92.22 * minor
- 90.69 * intra-day containment
- 88.23 * minor
- 84.32 * minor
- 82.17 * session containment**
- 80.26 * minor
- 78.22 * minor
- 75.60 **** multi-week contain**



O= 105.64
 H= 106.60
 L= 103.43
 L= 104.75✓
 Δ= -0.22

NVIDIA (NVDA) - weekly chart



Support and Resistance

123.23 * weekly containment**
121.34 * weekly containment**

119.95 * minor
 118.83 * minor

115.40 * session containment

114.15 * minor
 113.16 * minor
 109.82 * intra-day containment
 108.90 * minor
 106.60 * minor
 103.43 * minor

101.97 * wkly containment UP**

99.75 * minor

97.40 * wkly containment**
94.40 * wkly containment DP**

92.22 * minor
 90.69 * intra-day containment
 88.23 * minor
 84.32 * minor

82.17 * session containment

80.26 * minor
 78.22 * minor

75.60 ** multi-week contain**

2018 Jan Jul 2019 Jan Jul 2020 Jan Jul 2021 Jan Jul 2022 Jan Jul 2023 Jan Jul 2024 Jan Jul 2025 Jan Jul Jan

CGI Inc. © 2024 All rights reserved worldwide. <https://www.cgi.com>

S.NVDA - NVIDIA Corp, Weekly | Sun Aug 11 2024 09:47:01, CQG 24.12.8075



O= 105.64
 H= 106.60
 L= 103.43
 L= 104.75
 Δ= -0.22

NVIDIA (NVDA) - daily bar chart



Support and Resistance

- 123.23 *** weekly containment**
- 121.34 *** weekly containment**

- 119.95 * minor
- 118.83 * minor

- 115.40 * session containment**

- 114.15 * minor
- 113.16 * minor
- 109.82 * intra-day containment
- 108.90 * minor
- 106.60 * minor
- 104.75 * minor

- 101.97 *** wkly containment UP**

- 99.75 * minor

- 97.40 *** wkly containment**
- 94.40 *** wkly containment DP**

- 92.22 * minor
- 90.69 * intra-day containment
- 88.23 * minor
- 84.32 * minor

- 82.17 * session containment**

- 80.26 * minor
- 78.22 * minor

- 75.60 ***** multi-week contain**



O= 105.64
 H= 106.60
 L= 103.43
 C= 104.75
 Δ= -0.22

NVIDIA (NVDA) - daily bar chart



Support and Resistance

- 123.23 *** weekly containment**
- 121.34 *** weekly containment**
- 119.95 * minor
- 118.83 * minor
- 115.40 * session containment**
- 114.15 * minor
- 113.16 * minor
- 109.82 * intra-day containment
- 108.90 * minor
- 106.60 * minor
- 103.43 * minor
- 101.97 *** wkly containment UP**
- 99.75 * minor
- 97.40 *** wkly containment**
- 94.40 *** wkly containment DP**
- 92.22 * minor
- 90.69 * intra-day containment
- 88.23 * minor
- 84.32 * minor
- 82.17 * session containment**
- 80.26 * minor
- 78.22 * minor
- 75.60 **** multi-week contain**

Dec 23 | Jan 24 | Feb | Mar | Apr | May | Jun | Jul | Aug | Sep | Oct

COG Inc. © 2024 All rights reserved worldwide. <https://www.cog.com> S:NVDA - NVIDIA Corp, Daily | Fri Aug 09 2024 15:22:24, COG 24.12.8073





Support and Resistance

123.23 *** weekly containment
121.34 *** weekly containment
119.95 * minor
118.83 * minor
115.40 * session containment
114.15 * minor
113.16 * minor
109.82 * intra-day containment
108.90 * minor
106.60 * minor
103.43 * minor
101.97 *** wkly containment UP
99.75 * minor
97.40 *** wkly containment
94.40 *** wkly containment DP
92.22 * minor
90.69 * intra-day containment
88.23 * minor
84.32 * minor
82.17 * session containment
80.26 * minor
78.22 * minor
75.60 **** multi-week contain



O= 105.64
 H= 106.60
 L= 103.43
 L= 104.75
 Δ= -0.22

NVIDIA (NVDA) - daily bar chart



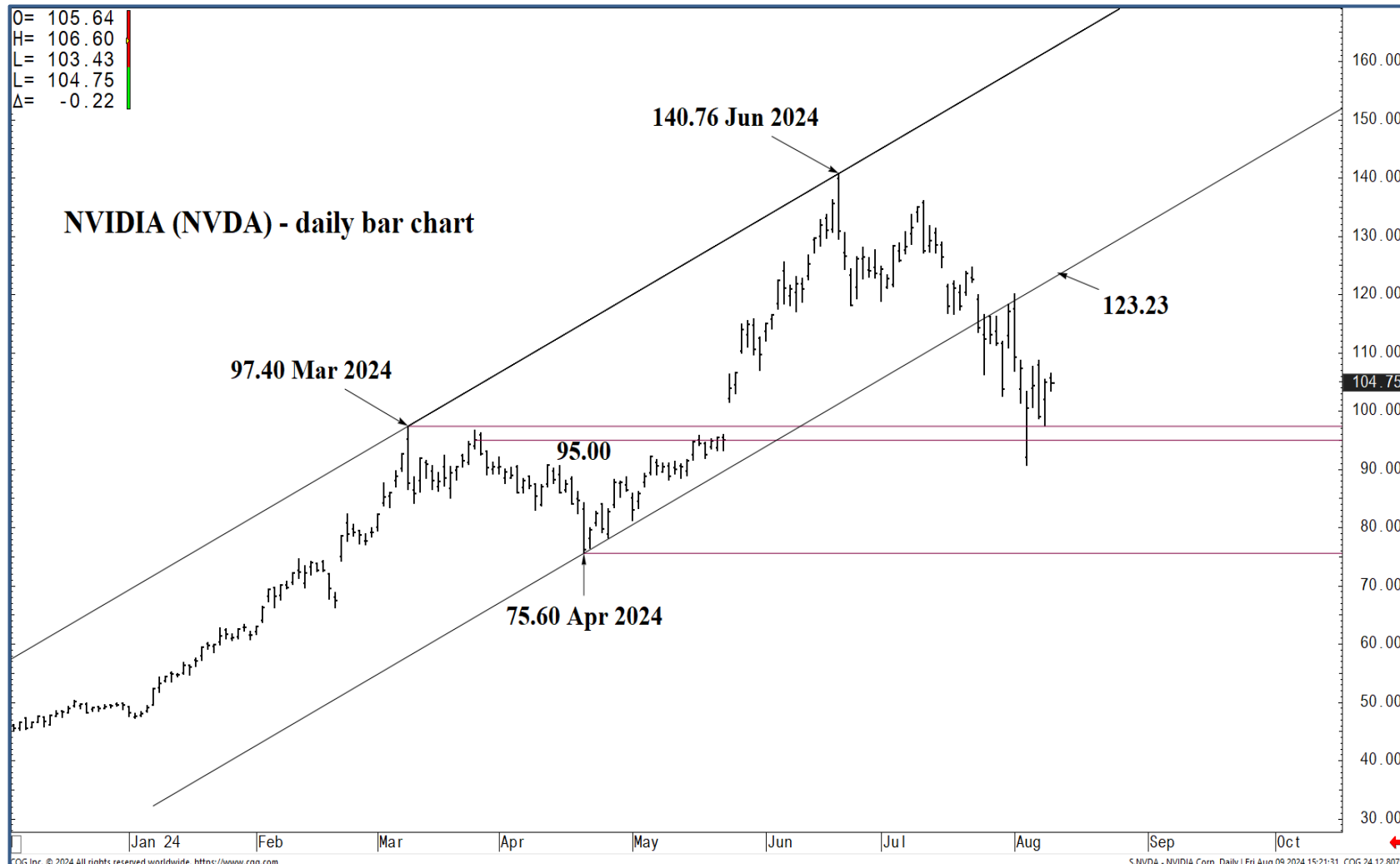
Support and Resistance

- 123.23 *** weekly containment**
- 121.34 *** weekly containment**
- 119.95 * minor
- 118.83 * minor
- 115.40 * session containment**
- 114.15 * minor
- 113.16 * minor
- 109.82 * intra-day containment
- 108.90 * minor
- 106.60 * minor
- 103.43 * minor
- 101.97 *** wkly containment UP**
- 99.75 * minor
- 97.40 *** wkly containment**
- 94.40 *** wkly containment DP**
- 92.22 * minor
- 90.69 * intra-day containment
- 88.23 * minor
- 84.32 * minor
- 82.17 * session containment**
- 80.26 * minor
- 78.22 * minor
- 75.60 **** multi-week contain**



O= 105.64
 H= 106.60
 L= 103.43
 L= 104.75
 Δ= -0.22

NVIDIA (NVDA) - daily bar chart



Support and Resistance

- 123.23 *** weekly containment**
- 121.34 *** weekly containment**
- 119.95 * minor
- 118.83 * minor
- 115.40 * session containment**
- 114.15 * minor
- 113.16 * minor
- 109.82 * intra-day containment
- 108.90 * minor
- 106.60 * minor
- 104.75
- 103.43 * minor
- 101.97 *** wkly containment UP**
- 99.75 * minor
- 97.40 *** wkly containment**
- 94.40 *** wkly containment DP**
- 92.22 * minor
- 90.69 * intra-day containment
- 88.23 * minor
- 84.32 * minor
- 82.17 * session containment**
- 80.26 * minor
- 78.22 * minor
- 75.60 **** multi-week contain**

