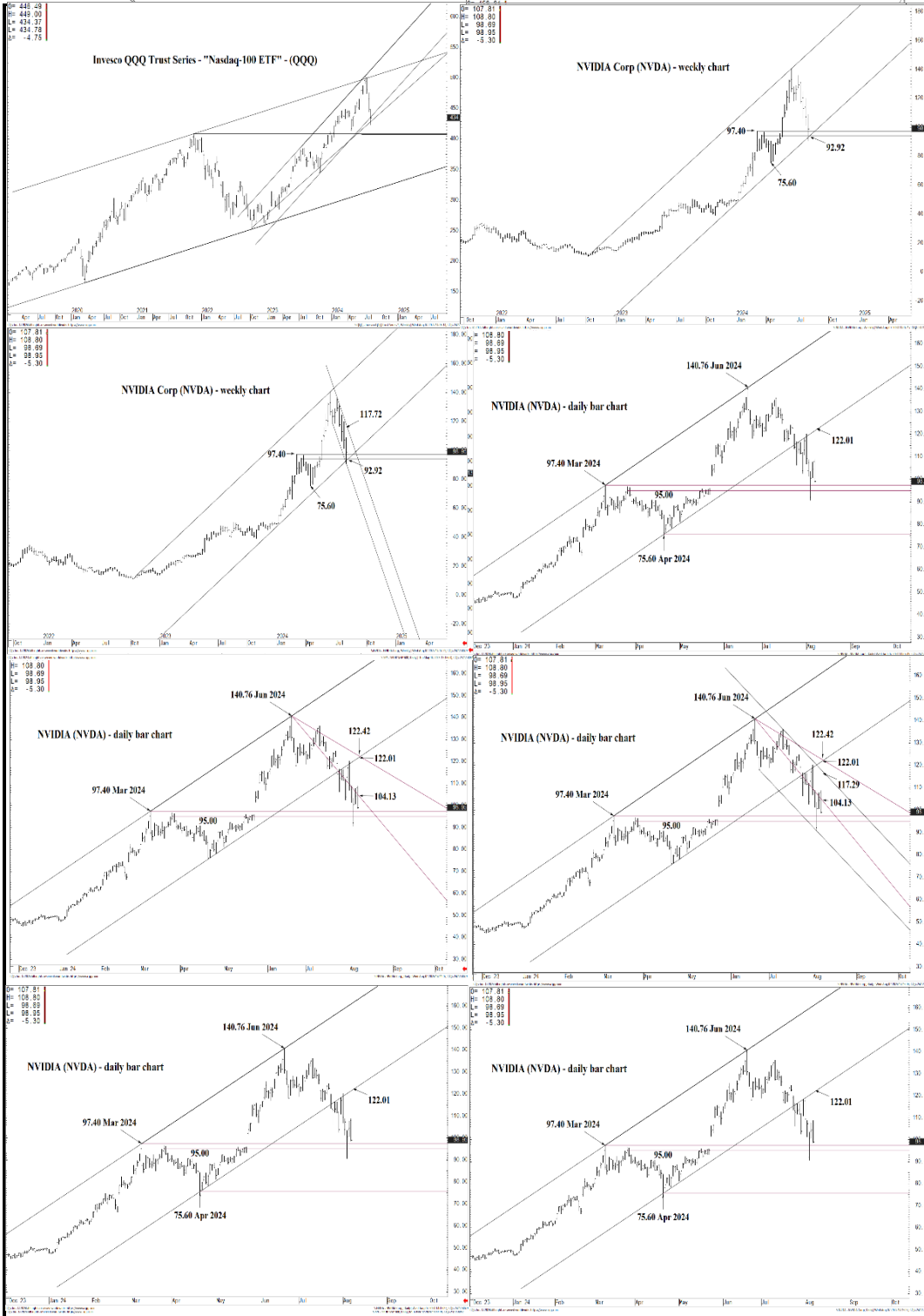




# WICKED STOCKS

DIRECTIONAL CLARITY FOR THE ACTIVE INVESTOR

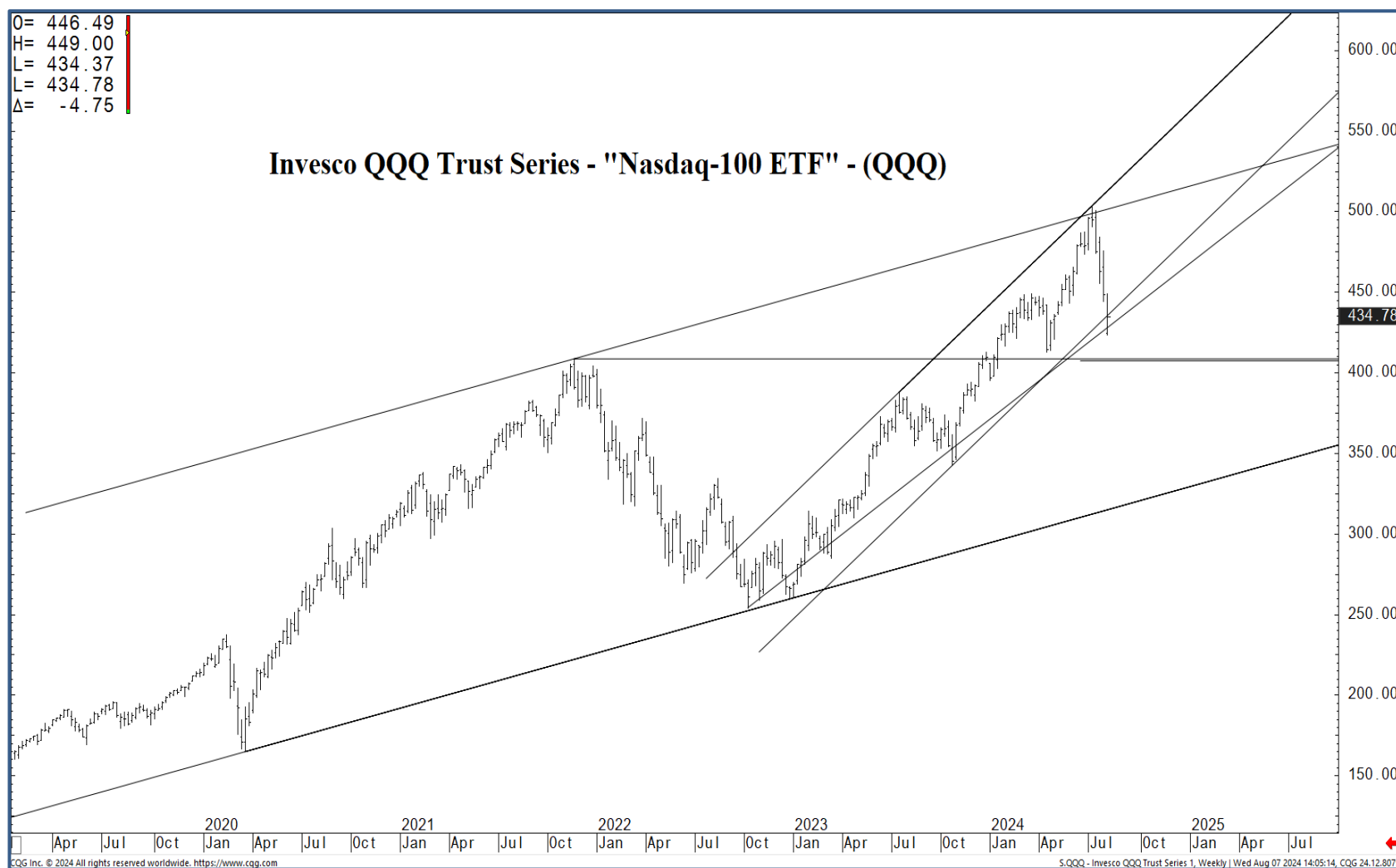


## Support and Resistance

- 122.42 \*\*\* weekly containment**
- 122.01 \*\*\* weekly containment**
- 119.95 \* minor
- 118.83 \* minor
- 117.29 \* session containment**
- 115.73 \* minor
- 114.15 \* minor
- 112.98 \* minor
- 109.82 \* intra-day containment
- 108.90 \* minor
- 105.96 \* minor
- 104.13 \* session containment UP**
- 104.13 \* minor
- 101.52 \* minor
- 99.75 \* minor
- 97.40 \*\*\* weekly containment**
- 95.00 \*\*\* weekly containment**
- 92.92 \* minor
- 90.69 \* intra-day containment
- 88.23 \* minor
- 84.32 \* minor
- 82.17 \* session containment**
- 80.26 \* minor
- 78.22 \* minor
- 75.60 \*\*\*\* multi-week contain**

O= 446.49  
 H= 449.00  
 L= 434.37  
 L= 434.78  
 Δ= -4.75

## Invesco QQQ Trust Series - "Nasdaq-100 ETF" - (QQQ)



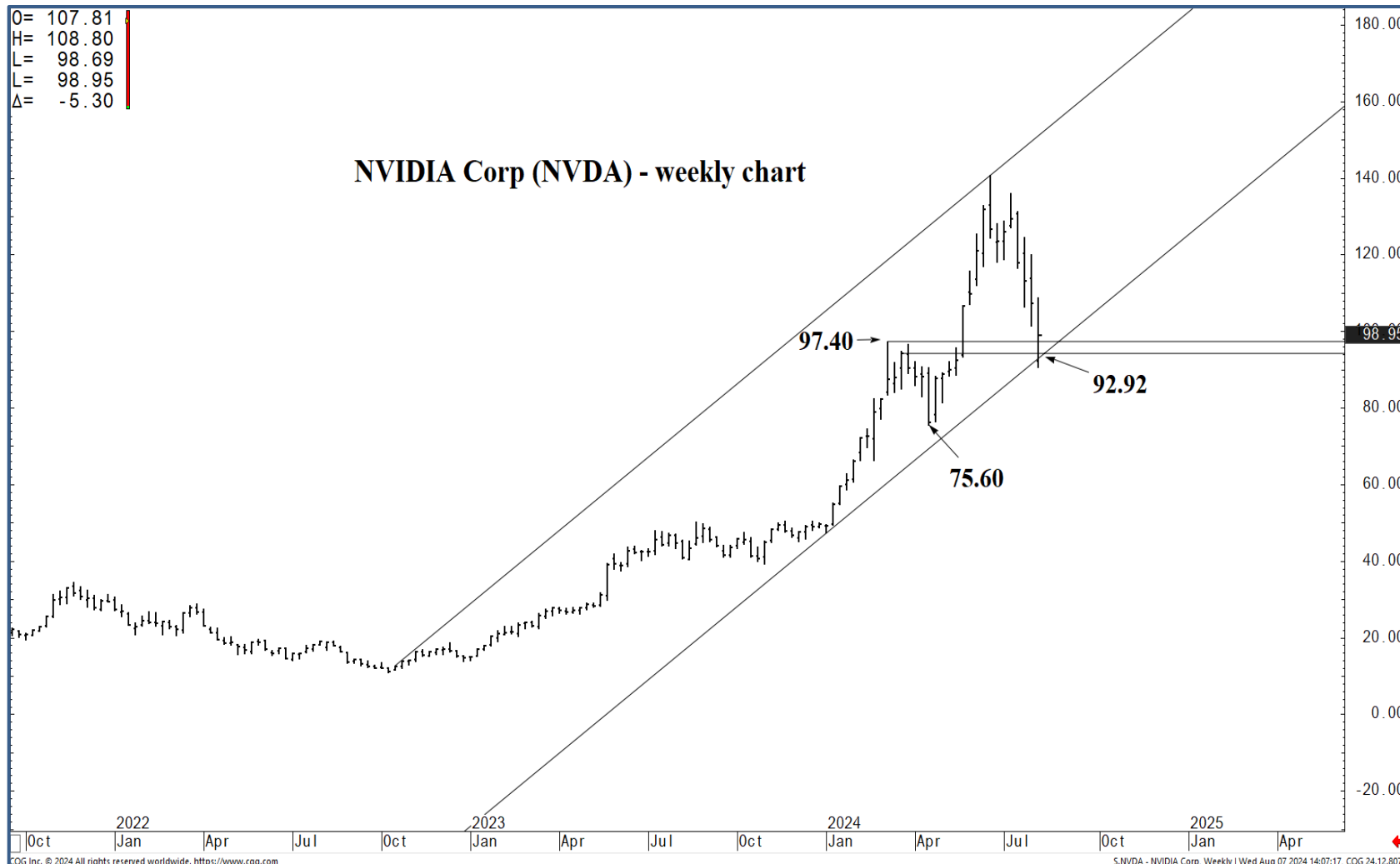
### Support and Resistance

- 122.42 \*\*\* weekly containment**
- 122.01 \*\*\* weekly containment**
  
- 119.95 \* minor
- 118.83 \* minor
  
- 117.29 \* session containment**
  
- 115.73 \* minor
- 114.15 \* minor
- 112.98 \* minor
- 109.82 \* intra-day containment
- 108.90 \* minor
- 105.96 \* minor
  
- 104.13 \* session containment UP**
- 104.13 \* minor
- 101.52 \* minor
- 99.75 \* minor
  
- 97.40 \*\*\* weekly containment**
- 95.00 \*\*\* weekly containment**
- 92.92 \* minor
- 90.69 \* intra-day containment
- 88.23 \* minor
- 84.32 \* minor
  
- 82.17 \* session containment**
- 80.26 \* minor
- 78.22 \* minor
  
- 75.60 \*\*\*\* multi-week contain**



O= 107.81  
 H= 108.80  
 L= 98.69  
 L= 98.95  
 Δ= -5.30

## NVIDIA Corp (NVDA) - weekly chart



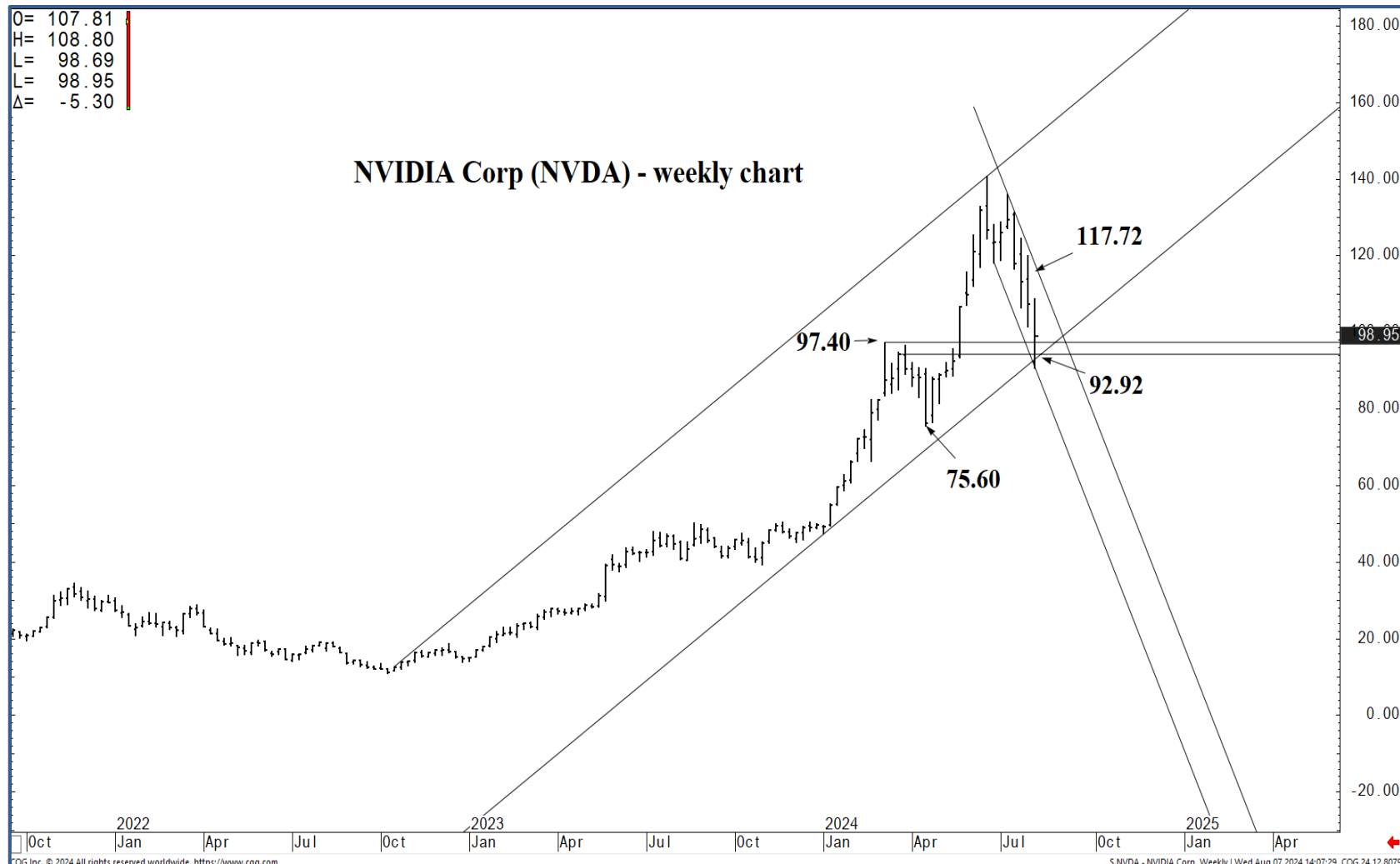
### Support and Resistance

- 122.42 \*\*\* weekly containment**
- 122.01 \*\*\* weekly containment**
- 119.95 \* minor
- 118.83 \* minor
- 117.29 \* session containment**
- 115.73 \* minor
- 114.15 \* minor
- 112.98 \* minor
- 109.82 \* intra-day containment
- 108.90 \* minor
- 105.96 \* minor
- 104.13 \* session containment UP**
- 104.13 \* minor
- 101.52 \* minor
- 99.75 \* minor
- 97.40 \*\*\* weekly containment**
- 95.00 \*\*\* weekly containment**
- 92.92 \* minor
- 90.69 \* intra-day containment
- 88.23 \* minor
- 84.32 \* minor
- 82.17 \* session containment**
- 80.26 \* minor
- 78.22 \* minor
- 75.60 \*\*\*\* multi-week contain**



O= 107.81  
 H= 108.80  
 L= 98.69  
 L= 98.95  
 Δ= -5.30

### NVIDIA Corp (NVDA) - weekly chart



#### Support and Resistance

<b>122.42</b> ***	weekly containment
<b>122.01</b> ***	weekly containment
119.95 *	minor
118.83 *	minor
<b>117.29</b> *	session containment
115.73 *	minor
114.15 *	minor
112.98 *	minor
109.82 *	intra-day containment
108.90 *	minor
105.96 *	minor
<b>104.13</b> *	session containment UP
104.13 *	minor
101.52 *	minor
99.75 *	minor
<b>97.40</b> ***	weekly containment
<b>95.00</b> ***	weekly containment
92.92 *	minor
90.69 *	intra-day containment
88.23 *	minor
84.32 *	minor
<b>82.17</b> *	session containment
80.26 *	minor
78.22 *	minor
<b>75.60</b> ****	multi-week contain



O= 107.81  
 H= 108.80  
 L= 98.69  
 L= 98.95  
 Δ= -5.30

# NVIDIA (NVDA) - daily bar chart



## Support and Resistance

- 122.42 \*\*\* weekly containment**
- 122.01 \*\*\* weekly containment**
  
- 119.95 \* minor
- 118.83 \* minor
  
- 117.29 \* session containment**
  
- 115.73 \* minor
- 114.15 \* minor
- 112.98 \* minor
- 109.82 \* intra-day containment
- 108.90 \* minor
- 105.96 \* minor
  
- 104.13 \* session containment UP**
  
- 104.13 \* minor
- 101.52 \* minor
- 99.75 \* minor
  
- 97.40 \*\*\* weekly containment**
- 95.00 \*\*\* weekly containment**
  
- 92.92 \* minor
- 90.69 \* intra-day containment
- 88.23 \* minor
- 84.32 \* minor
  
- 82.17 \* session containment**
  
- 80.26 \* minor
- 78.22 \* minor
  
- 75.60 \*\*\*\* multi-week contain**



O= 107.81  
 H= 108.80  
 L= 98.69  
 L= 98.95  
 Δ= -5.30

# NVIDIA (NVDA) - daily bar chart



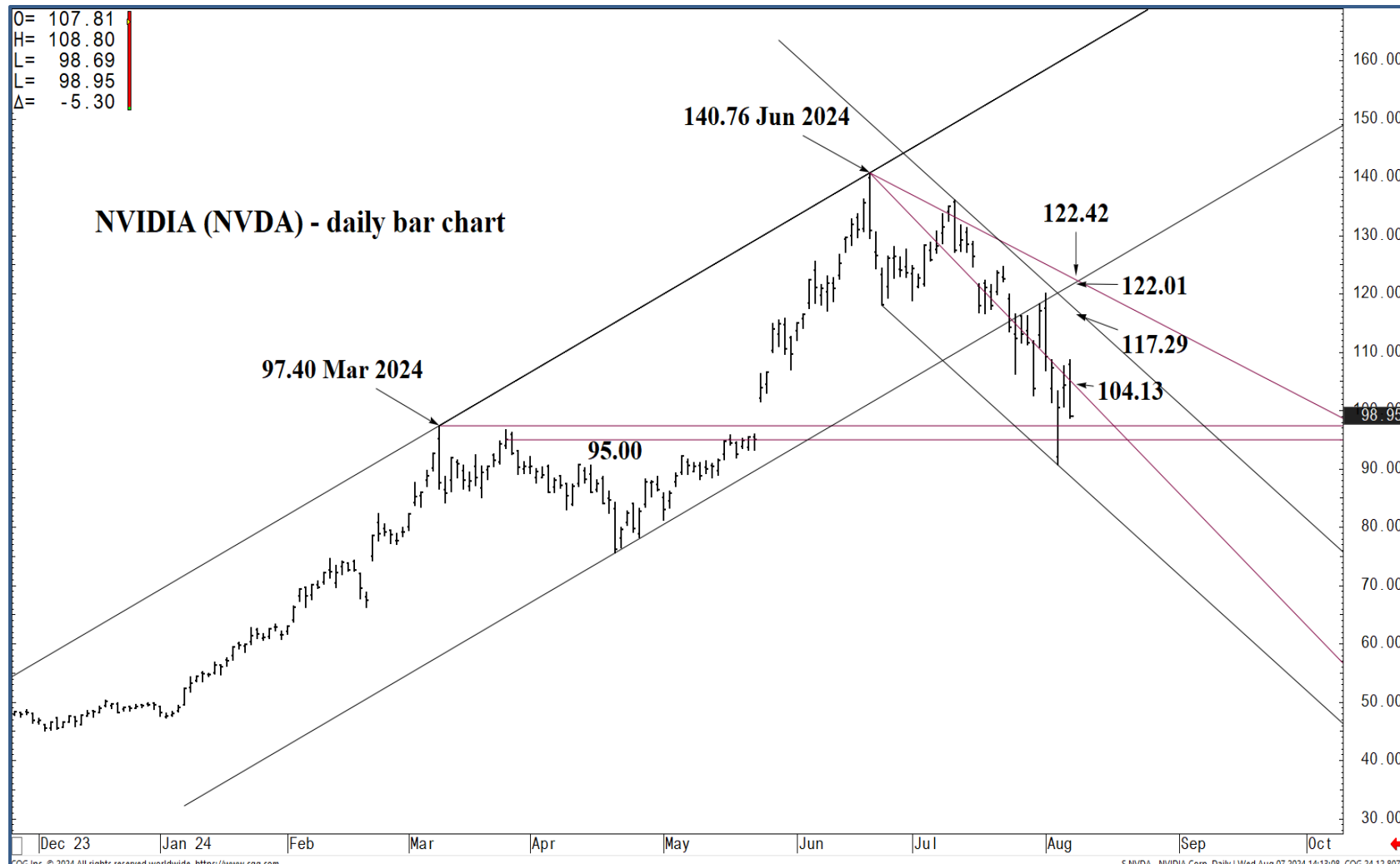
## Support and Resistance

- 122.42 \*\*\* weekly containment**
- 122.01 \*\*\* weekly containment**
- 119.95 \* minor
- 118.83 \* minor
- 117.29 \* session containment**
- 115.73 \* minor
- 114.15 \* minor
- 112.98 \* minor
- 109.82 \* intra-day containment
- 108.90 \* minor
- 105.96 \* minor
- 104.13 \* session containment UP**
- 104.13 \* minor
- 101.52 \* minor
- 99.75 \* minor
- 97.40 \*\*\* weekly containment**
- 95.00 \*\*\* weekly containment**
- 92.92 \* minor
- 90.69 \* intra-day containment
- 88.23 \* minor
- 84.32 \* minor
- 82.17 \* session containment**
- 80.26 \* minor
- 78.22 \* minor
- 75.60 \*\*\*\* multi-week contain**



O= 107.81  
 H= 108.80  
 L= 98.69  
 C= 98.95  
 Δ= -5.30

### NVIDIA (NVDA) - daily bar chart



### Support and Resistance

- 122.42 \*\*\* weekly containment**
- 122.01 \*\*\* weekly containment**
  
- 119.95 \* minor
- 118.83 \* minor
  
- 117.29 \* session containment**
  
- 115.73 \* minor
- 114.15 \* minor
- 112.98 \* minor
- 109.82 \* intra-day containment
- 108.90 \* minor
- 105.96 \* minor
  
- 104.13 \* session containment UP**
- 104.13 \* minor
- 101.52 \* minor
- 99.75 \* minor
  
- 97.40 \*\*\* weekly containment**
- 95.00 \*\*\* weekly containment**
  
- 92.92 \* minor
- 90.69 \* intra-day containment
- 88.23 \* minor
- 84.32 \* minor
  
- 82.17 \* session containment**
  
- 80.26 \* minor
- 78.22 \* minor
  
- 75.60 \*\*\*\* multi-week contain**



O= 107.81  
 H= 108.80  
 L= 98.69  
 L= 98.95  
 Δ= -5.30

**NVIDIA (NVDA) - daily bar chart**



**Support and Resistance**

- 122.42 \*\*\* weekly containment**
- 122.01 \*\*\* weekly containment**
- 119.95 \* minor
- 118.83 \* minor
- 117.29 \* session containment**
- 115.73 \* minor
- 114.15 \* minor
- 112.98 \* minor
- 109.82 \* intra-day containment
- 108.90 \* minor
- 105.96 \* minor
- 104.13 \* session containment UP**
- 104.13 \* minor
- 101.52 \* minor
- 99.75 \* minor
- 97.40 \*\*\* weekly containment**
- 95.00 \*\*\* weekly containment**
- 92.92 \* minor
- 90.69 \* intra-day containment
- 88.23 \* minor
- 84.32 \* minor
- 82.17 \* session containment**
- 80.26 \* minor
- 78.22 \* minor
- 75.60 \*\*\*\* multi-week contain**

CGG Inc. © 2024 All rights reserved worldwide. <https://www.cgg.com>

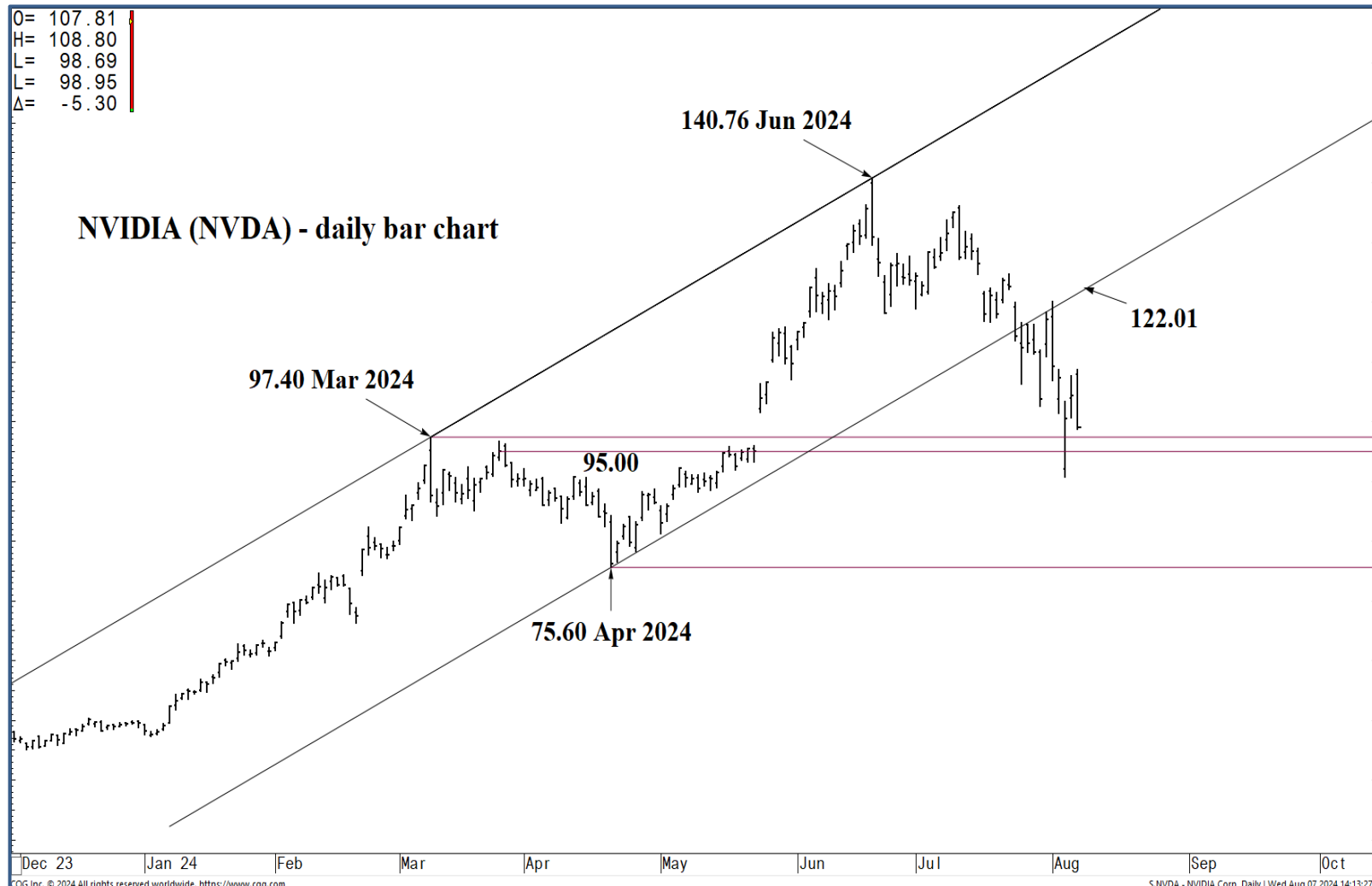
S:NVDA - NVIDIA Corp, Daily | Wed Aug 07 2024 14:13:27, CGG 24.12.8079





O= 107.81  
 H= 108.80  
 L= 98.69  
 L= 98.95  
 Δ= -5.30

### NVIDIA (NVDA) - daily bar chart



160.00  
150.00  
140.00  
130.00  
120.00  
110.00  
100.00  
90.00  
80.00  
70.00  
60.00  
50.00  
40.00  
30.00

### Support and Resistance

- 122.42 \*\*\* weekly containment**
- 122.01 \*\*\* weekly containment**
- 119.95 \* minor
- 118.83 \* minor
- 117.29 \* session containment**
- 115.73 \* minor
- 114.15 \* minor
- 112.98 \* minor
- 109.82 \* intra-day containment
- 108.90 \* minor
- 105.96 \* minor
- 104.13 \* session containment UP**
- 104.13 \* minor
- 101.52 \* minor
- 99.75 \* minor
- 97.40 \*\*\* weekly containment**
- 95.00 \*\*\* weekly containment**
- 92.92 \* minor
- 90.69 \* intra-day containment
- 88.23 \* minor
- 84.32 \* minor
- 82.17 \* session containment**
- 80.26 \* minor
- 78.22 \* minor
- 75.60 \*\*\*\* multi-week contain**

Dec 23 | Jan 24 | Feb | Mar | Apr | May | Jun | Jul | Aug | Sep | Oct

COG Inc. © 2024 All rights reserved worldwide. <https://www.cog.com>

S.NVDA - NVIDIA Corp, Daily | Wed Aug 07 2024 14:13:27, COG 24-12-8078

