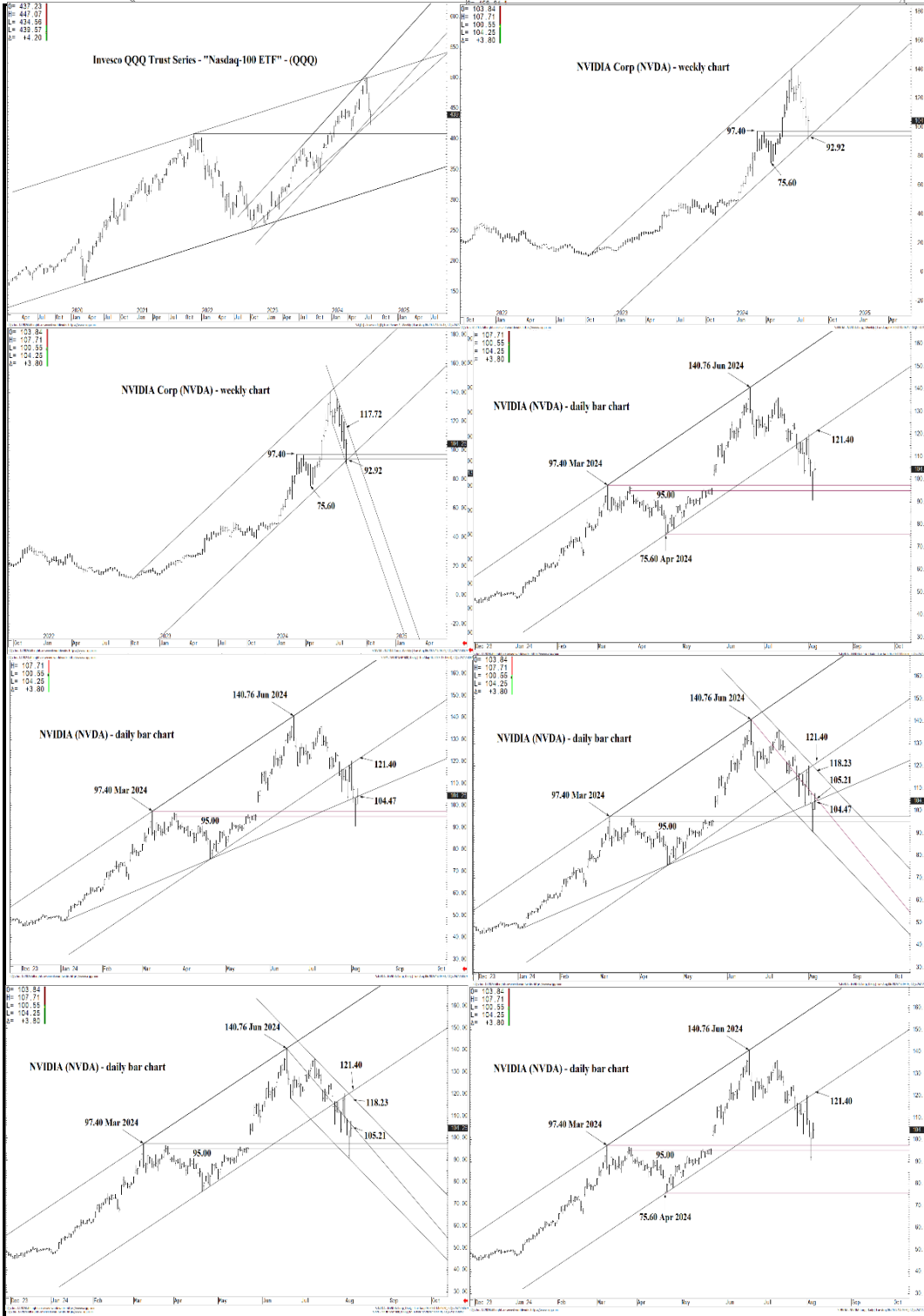




WICKED STOCKS

DIRECTIONAL CLARITY FOR THE ACTIVE INVESTOR

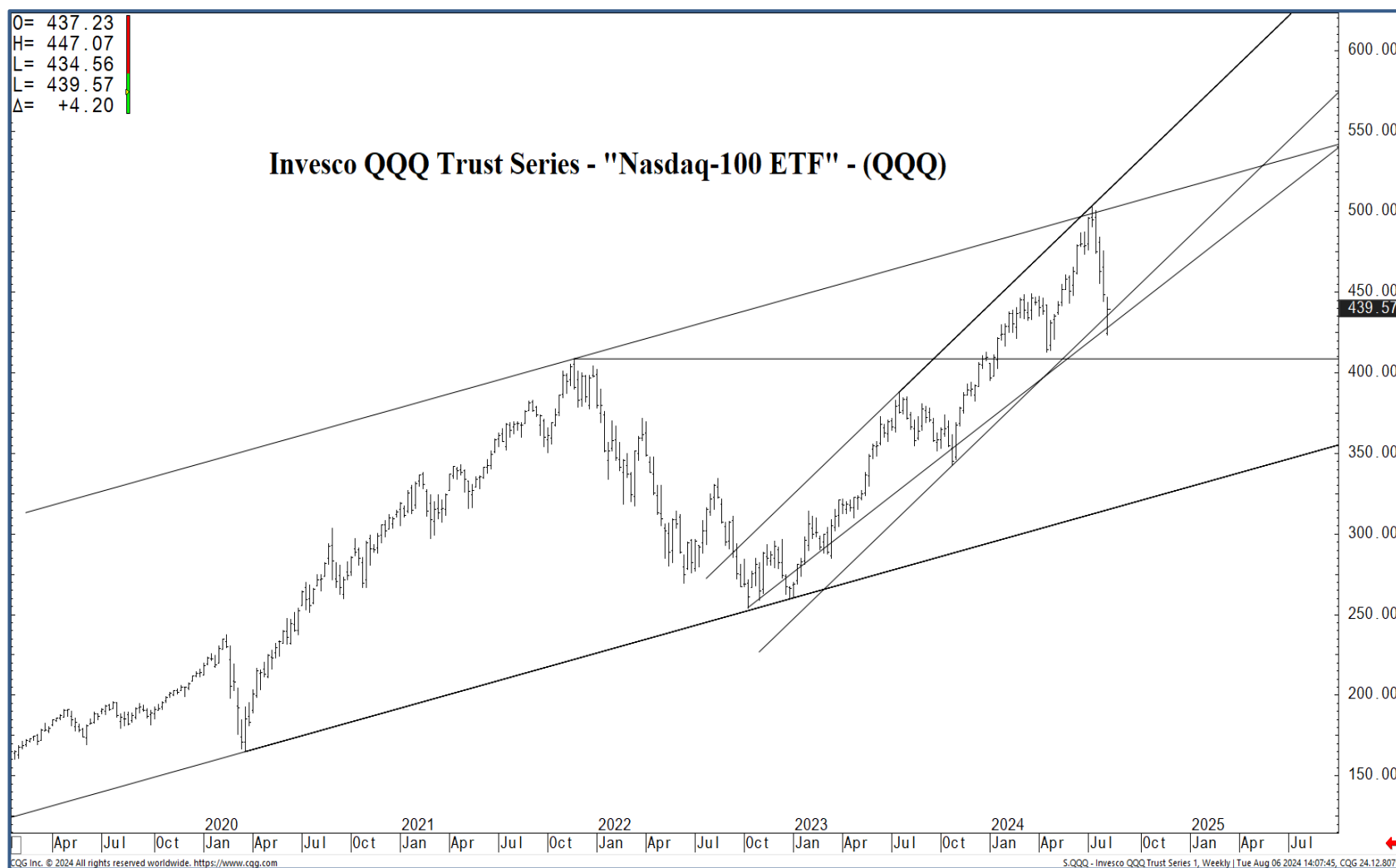


Support and Resistance

- 121.40 *** weekly containment**
- 118.23 *** weekly containment**
- 116.41 * minor
- 114.15 * intra-day containment
- 112.98 * minor
- 110.66 * minor
- 108.90 * minor
- 105.21 * session containment UP**
- 104.47 * minor
- 101.52 * minor
- 100.55 * minor
- 97.40 *** weekly containment**
- 95.00 *** weekly containment**
- 92.92 * minor
- 88.81 * minor
- 84.32 * minor
- 81.50 * minor
- 75.60 **** multi-week contain**

O= 437.23
 H= 447.07
 L= 434.56
 L= 439.57
 Δ= +4.20

Invesco QQQ Trust Series - "Nasdaq-100 ETF" - (QQQ)



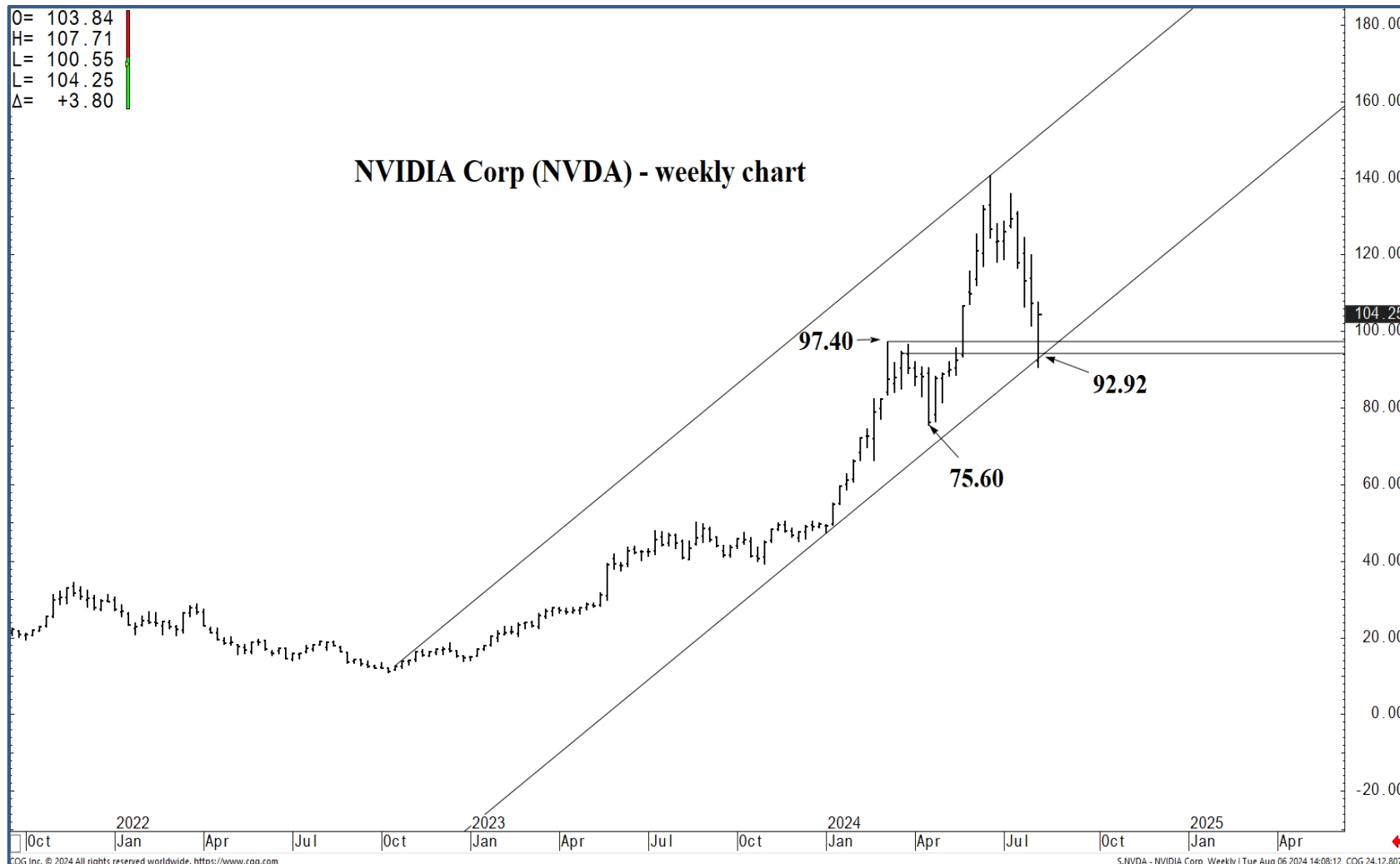
Support and Resistance

- 121.40 *** weekly containment**
- 118.23 *** weekly containment**
- 116.41 * minor
- 114.15 * intra-day containment
- 112.98 * minor
- 110.66 * minor
- 108.90 * minor
- 105.21 * session containment UP**
- 104.47 * minor
- 101.52 * minor
- 100.55 * minor
- 97.40 *** weekly containment**
- 95.00 *** weekly containment**
- 92.92 * minor
- 88.81 * minor
- 84.32 * minor
- 81.50 * minor
- 75.60 **** multi-week contain**



O= 103.84
 H= 107.71
 L= 100.55
 L= 104.25
 Δ= +3.80

NVIDIA Corp (NVDA) - weekly chart



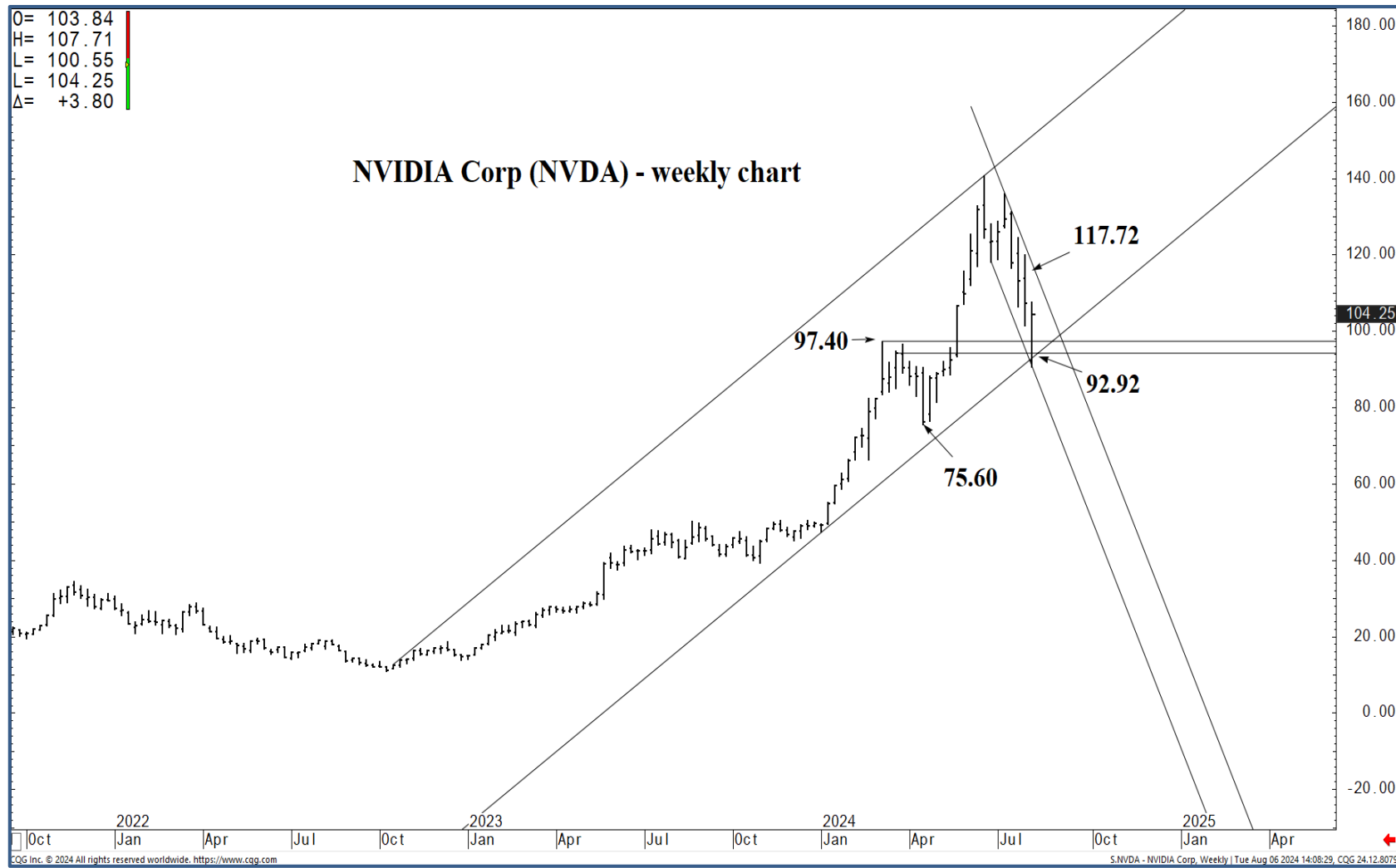
Support and Resistance

- 121.40** *** weekly containment
- 118.23** *** weekly containment
- 116.41 * minor
- 114.15 * intra-day containment
- 112.98 * minor
- 110.66 * minor
- 108.90 * minor
- 105.21** * session containment UP
- 104.25 * minor
- 104.47 * minor
- 101.52 * minor
- 100.55 * minor
- 97.40** *** weekly containment
- 95.00** *** weekly containment
- 92.92 * minor
- 88.81 * minor
- 84.32 * minor
- 81.50 * minor
- 75.60** **** multi-week contain



O= 103.84
 H= 107.71
 L= 100.55
 L= 104.25
 Δ= +3.80

NVIDIA Corp (NVDA) - weekly chart



Support and Resistance

- 121.40 *** weekly containment**
- 118.23 *** weekly containment**
- 116.41 * minor
- 114.15 * intra-day containment
- 112.98 * minor
- 110.66 * minor
- 108.90 * minor
- 105.21 * session containment UP**
- 104.25**
- 104.47 * minor
- 101.52 * minor
- 100.55 * minor
- 97.40 *** weekly containment**
- 95.00 *** weekly containment**
- 92.92 * minor
- 88.81 * minor
- 84.32 * minor
- 81.50 * minor
- 75.60 **** multi-week contain**



O= 103.84
 H= 107.71
 L= 100.55
 L= 104.25
 Δ= +3.80

NVIDIA (NVDA) - daily bar chart



Support and Resistance

- 121.40 *** weekly containment**
- 118.23 *** weekly containment**
- 116.41 * minor
- 114.15 * intra-day containment
- 112.98 * minor
- 110.66 * minor
- 108.90 * minor
- 105.21 * session containment UP**
- 104.47 * minor
- 101.52 * minor
- 104.25 * minor
- 97.40 *** weekly containment**
- 95.00 *** weekly containment**
- 92.92 * minor
- 88.81 * minor
- 84.32 * minor
- 81.50 * minor
- 75.60 **** multi-week contain**



O= 103.84
 H= 107.71
 L= 100.55
 L= 104.25
 Δ= +3.80

NVIDIA (NVDA) - daily bar chart



Support and Resistance

- 121.40** *** weekly containment
- 118.23** *** weekly containment
- 116.41 * minor
- 114.15 * intra-day containment
- 112.98 * minor
- 110.66 * minor
- 108.90 * minor
- 105.21** * session containment UP
- 104.47 * minor
- 101.52 * minor
- 104.25
- 100.55 * minor
- 97.40** *** weekly containment
- 95.00** *** weekly containment
- 92.92 * minor
- 88.81 * minor
- 84.32 * minor
- 81.50 * minor
- 75.60** **** multi-week contain

Dec 23 | Jan 24 | Feb | Mar | Apr | May | Jun | Jul | Aug | Sep | Oct

CGG Inc. © 2024 All rights reserved worldwide. <https://www.cgg.com> S.NVDA - NVIDIA Corp, Daily | Tue Aug 06 2024 14:09:36, CGG 24.12.8079





Support and Resistance

- 121.40 *** weekly containment**
- 118.23 *** weekly containment**
- 116.41 * minor
- 114.15 * intra-day containment
- 112.98 * minor
- 110.66 * minor
- 108.90 * minor
- 105.21 * session containment UP**
- 104.47 * minor
- 101.52 * minor
- 100.55 * minor
- 97.40 *** weekly containment**
- 95.00 *** weekly containment**
- 92.92 * minor
- 88.81 * minor
- 84.32 * minor
- 81.50 * minor
- 75.60 **** multi-week contain**



O= 103.84
 H= 107.71
 L= 100.55
 L= 104.25
 Δ= +3.80

NVIDIA (NVDA) - daily bar chart



Support and Resistance

- 121.40 *** weekly containment**
- 118.23 *** weekly containment**
- 116.41 * minor
- 114.15 * intra-day containment
- 112.98 * minor
- 110.66 * minor
- 108.90 * minor
- 105.21 * session containment UP**
- 104.47 * minor
- 101.52 * minor
- 100.55 * minor
- 97.40 *** weekly containment**
- 95.00 *** weekly containment**
- 92.92 * minor
- 88.81 * minor
- 84.32 * minor
- 81.50 * minor
- 75.60 **** multi-week contain**

Dec 23 | Jan 24 | Feb | Mar | Apr | May | Jun | Jul | Aug | Sep | Oct

CGG Inc. © 2024 All rights reserved worldwide. <https://www.cgg.com> S:NVDA - NVIDIA Corp, Daily | Tue Aug 06 2024 14:09:20, CGG 24.12.8079





O= 103.84
 H= 107.71
 L= 100.55
 L= 104.25
 Δ= +3.80

Support and Resistance

- 121.40 *** weekly containment**
- 118.23 *** weekly containment**
- 116.41 * minor
- 114.15 * intra-day containment
- 112.98 * minor
- 110.66 * minor
- 108.90 * minor
- 105.21 * session containment UP**
- 104.47 * minor
- 101.52 * minor
- 100.55 * minor
- 97.40 *** weekly containment**
- 95.00 *** weekly containment**
- 92.92 * minor
- 88.81 * minor
- 84.32 * minor
- 81.50 * minor
- 75.60 **** multi-week contain**

Dec 23 | Jan 24 | Feb | Mar | Apr | May | Jun | Jul | Aug | Sep | Oct

COG Inc. © 2024 All rights reserved worldwide. <https://www.cog.com> S.NVDA - NVIDIA Corp, Daily | Tue Aug 06 2024 14:09:52, COG 24-12-8078

