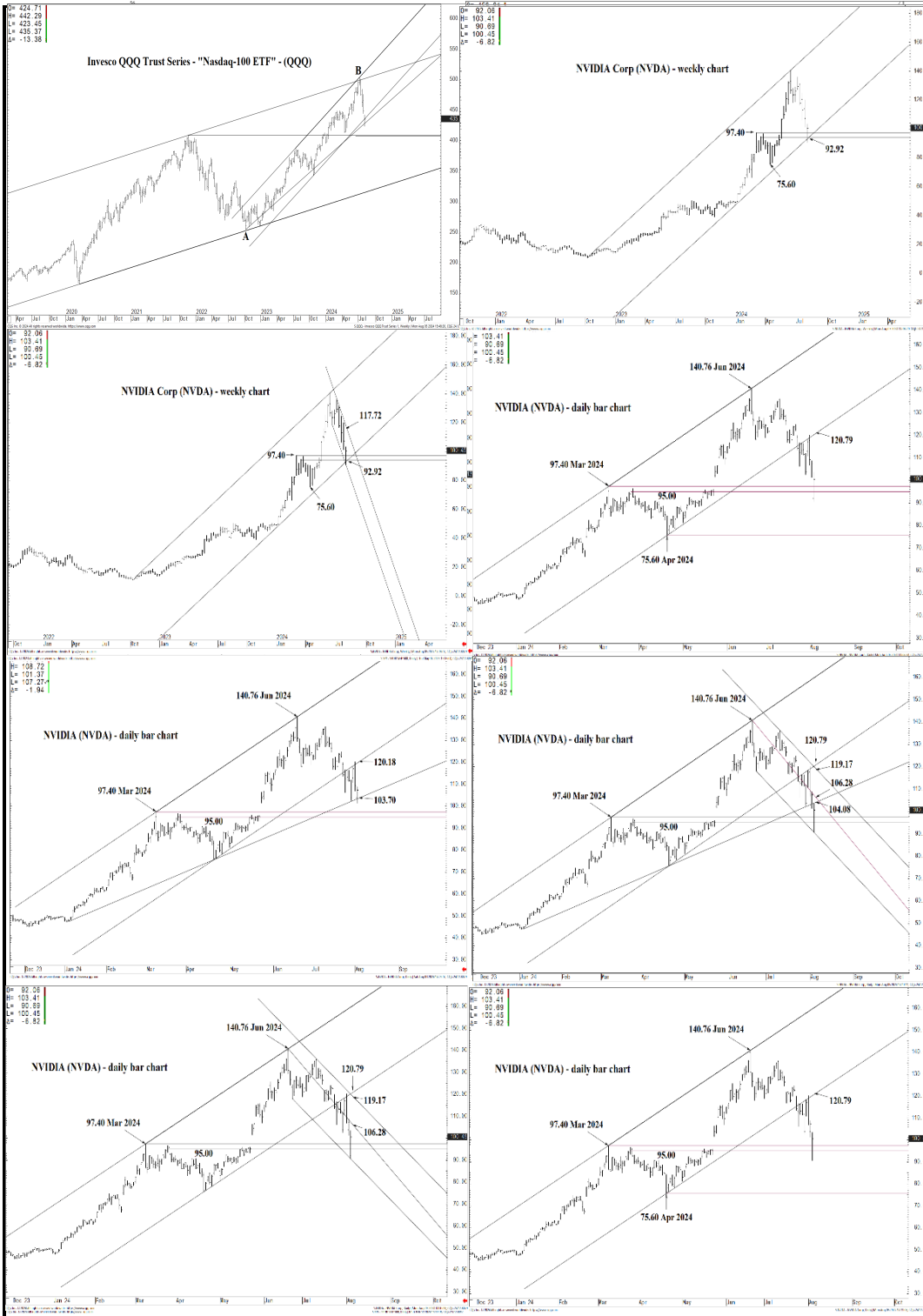




WICKED STOCKS

DIRECTIONAL CLARITY FOR THE ACTIVE INVESTOR

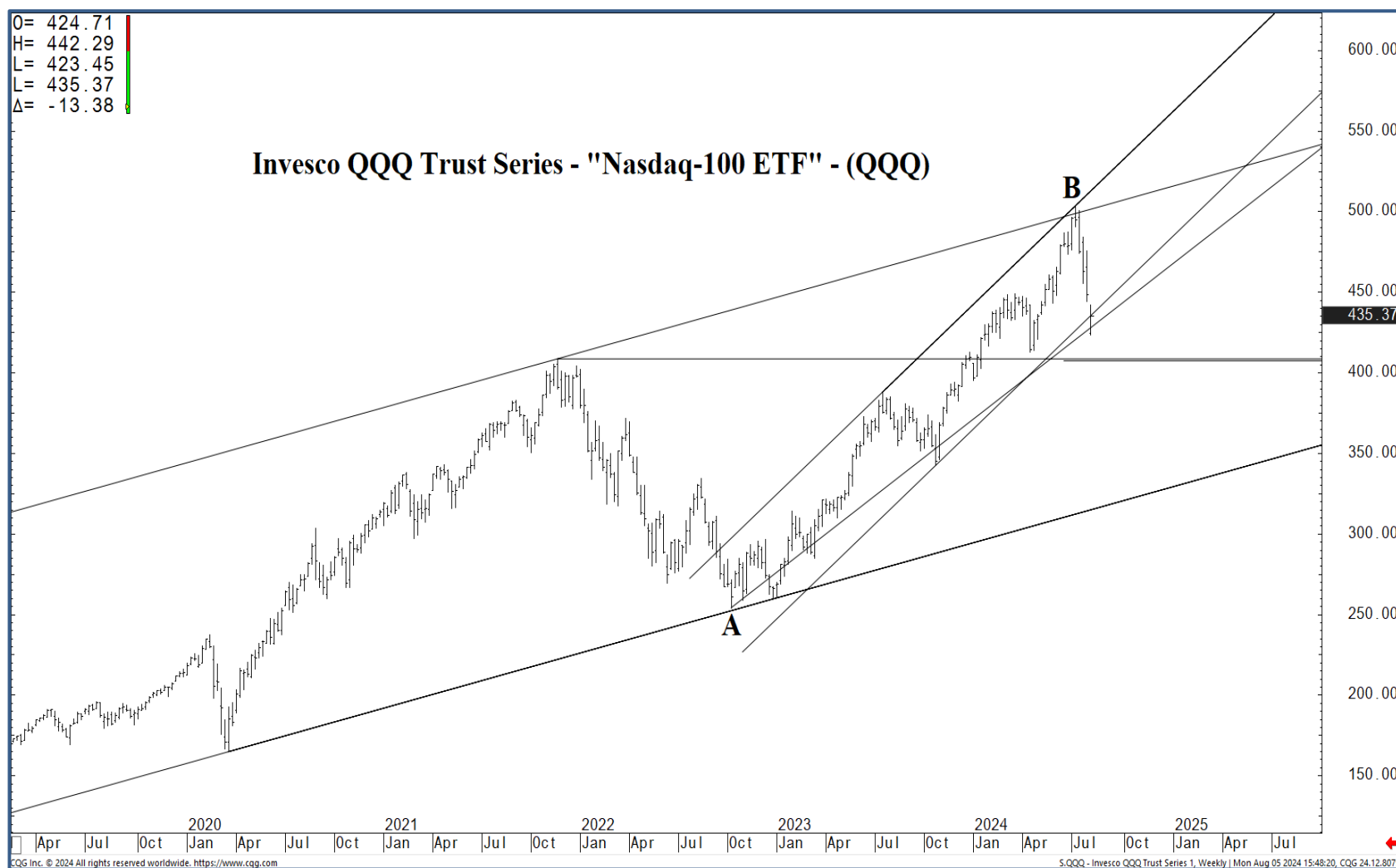


Support and Resistance

- 120.79 *** weekly containment**
- 119.17 *** weekly containment**
- 116.41 * minor
- 114.15 * intra-day containment
- 112.98 * minor
- 110.66 * minor
- 108.72 * minor
- 106.28 * session containment UP**
- 104.08 * minor
- 101.52 * minor
- 99.35 * minor
- 97.40 *** weekly containment**
- 95.00 *** weekly containment**
- 92.92 * minor
- 88.81 * minor
- 84.32 * minor
- 81.50 * minor
- 75.60 **** multi-week contain**

O= 424.71
 H= 442.29
 L= 423.45
 L= 435.37
 Δ= -13.38

Invesco QQQ Trust Series - "Nasdaq-100 ETF" - (QQQ)



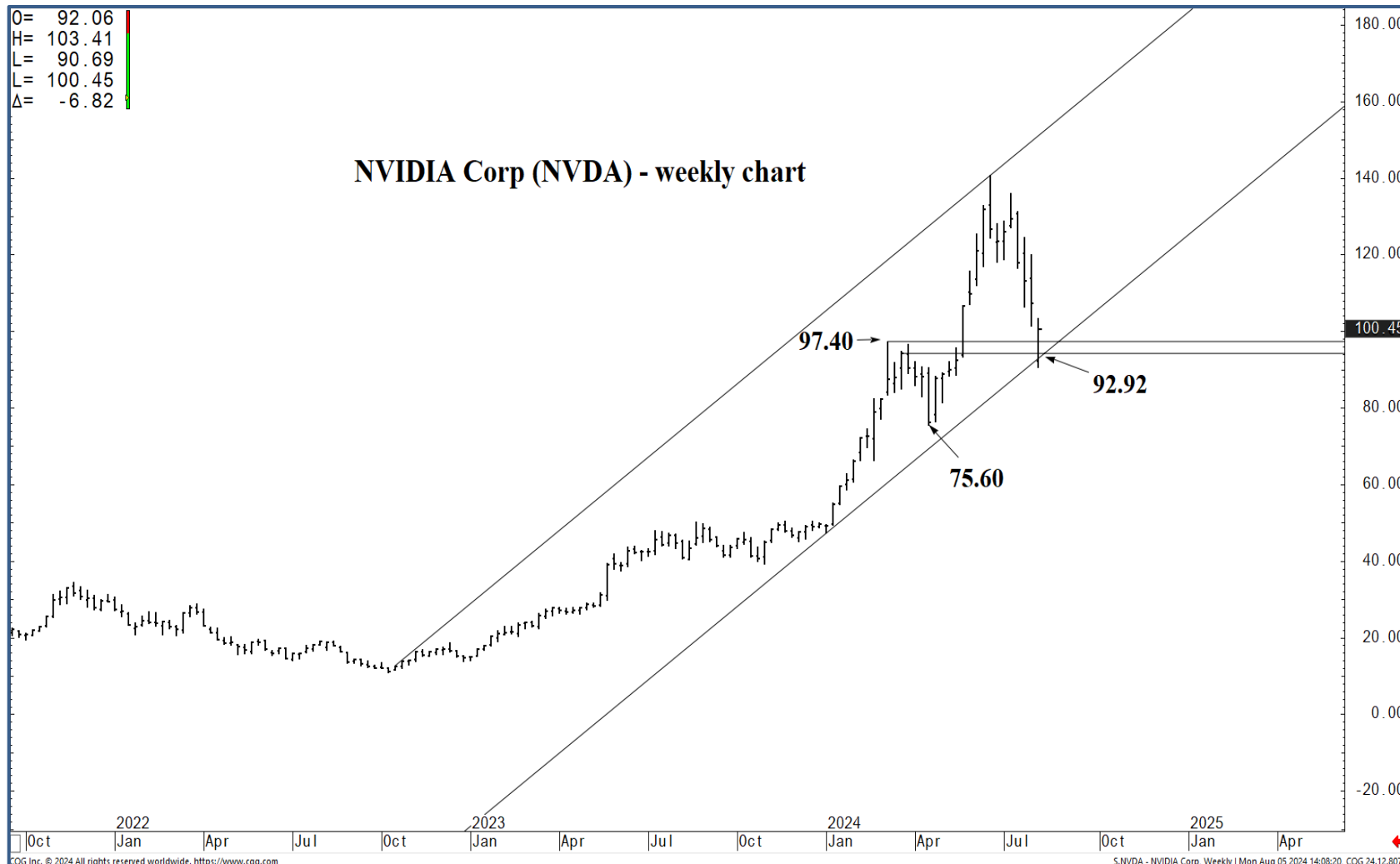
Support and Resistance

- 120.79 *** weekly containment**
- 119.17 *** weekly containment**
- 116.41 * minor
- 114.15 * intra-day containment
- 112.98 * minor
- 110.66 * minor
- 108.72 * minor
- 106.28 * session containment UP**
- 435.37
- 104.08 * minor
- 101.52 * minor
- 99.35 * minor
- 97.40 *** weekly containment**
- 95.00 *** weekly containment**
- 92.92 * minor
- 88.81 * minor
- 84.32 * minor
- 81.50 * minor
- 75.60 **** multi-week contain**



O= 92.06
 H= 103.41
 L= 90.69
 C= 100.45
 Δ= -6.82

NVIDIA Corp (NVDA) - weekly chart



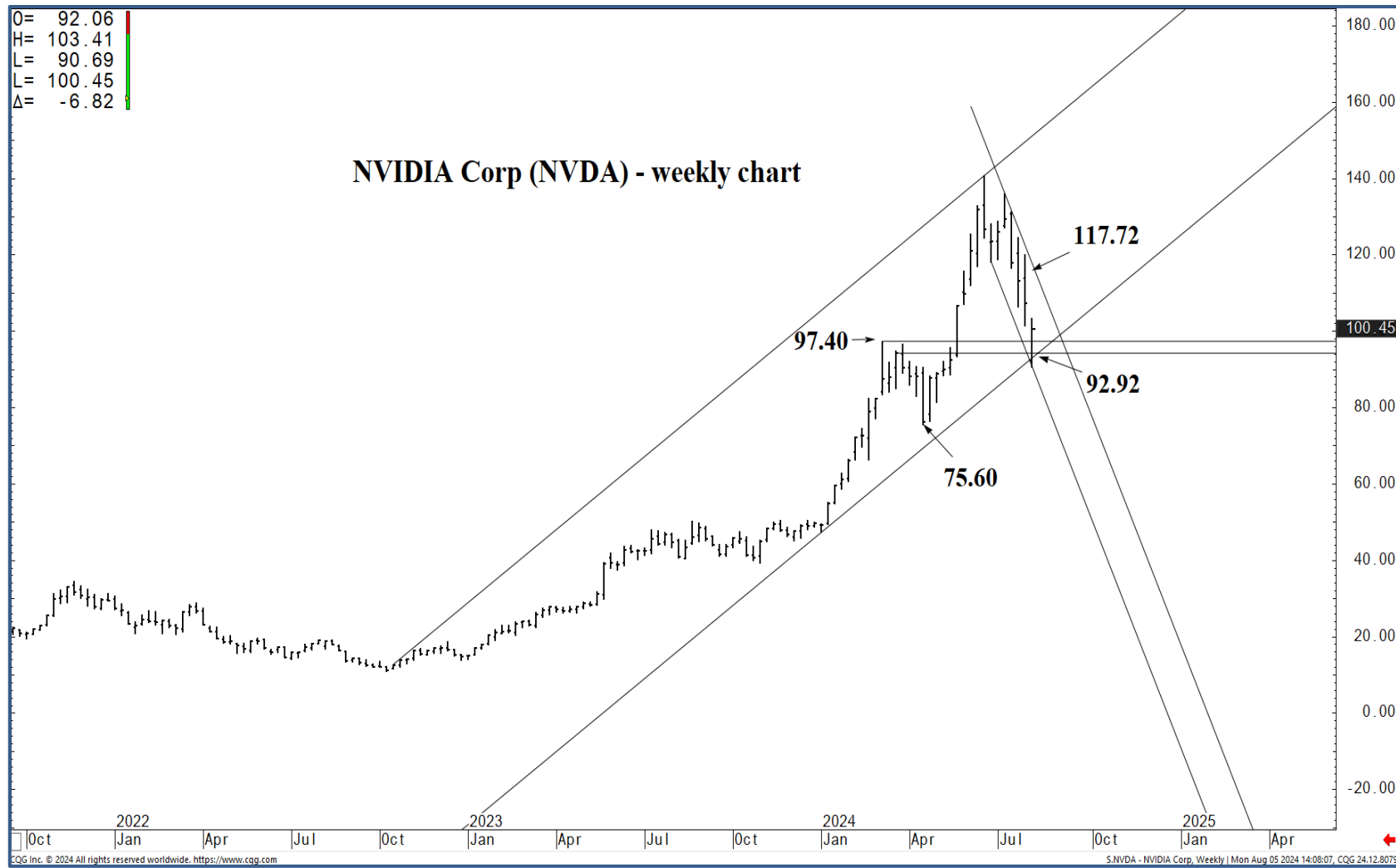
Support and Resistance

- 120.79** *** weekly containment
- 119.17** *** weekly containment
- 116.41 * minor
- 114.15 * intra-day containment
- 112.98 * minor
- 110.66 * minor
- 108.72 * minor
- 106.28** * session containment UP
- 104.08 * minor
- 101.52 * minor
- 99.35 * minor
- 97.40** *** weekly containment
- 95.00** *** weekly containment
- 92.92 * minor
- 88.81 * minor
- 84.32 * minor
- 81.50 * minor
- 75.60** **** multi-week contain



O= 92.06
 H= 103.41
 L= 90.69
 C= 100.45
 Δ= -6.82

NVIDIA Corp (NVDA) - weekly chart



Support and Resistance

- 120.79** *** weekly containment
- 119.17** *** weekly containment
- 116.41 * minor
- 114.15 * intra-day containment
- 112.98 * minor
- 110.66 * minor
- 108.72 * minor
- 106.28** * session containment UP
- 104.08 * minor
- 101.52 * minor
- 99.35 * minor
- 97.40** *** weekly containment
- 95.00** *** weekly containment
- 92.92 * minor
- 88.81 * minor
- 84.32 * minor
- 81.50 * minor
- 75.60** **** multi-week contain



O= 92.06
 H= 103.41
 L= 90.69
 L= 100.45
 Δ= -6.82

NVIDIA (NVDA) - daily bar chart



Support and Resistance

- 120.79 *** weekly containment**
- 119.17 *** weekly containment**
- 116.41 * minor
- 114.15 * intra-day containment
- 112.98 * minor
- 110.66 * minor
- 108.72 * minor
- 106.28 * session containment UP**
- 104.08 * minor
- 101.52 * minor
- 99.35 * minor
- 97.40 *** weekly containment**
- 95.00 *** weekly containment**
- 92.92 * minor
- 88.81 * minor
- 84.32 * minor
- 81.50 * minor
- 75.60 **** multi-week contain**

Dec 23 | Jan 24 | Feb | Mar | Apr | May | Jun | Jul | Aug | Sep | Oct

CGG Inc. © 2024 All rights reserved worldwide. <https://www.cgg.com> S:NVDA - NVIDIA Corp, Daily | Mon Aug 05 2024 14:08:34, CQG 24.12.8075



O= 92.06
 H= 103.41
 L= 90.69
 C= 100.45
 Δ= -6.82

NVIDIA (NVDA) - daily bar chart



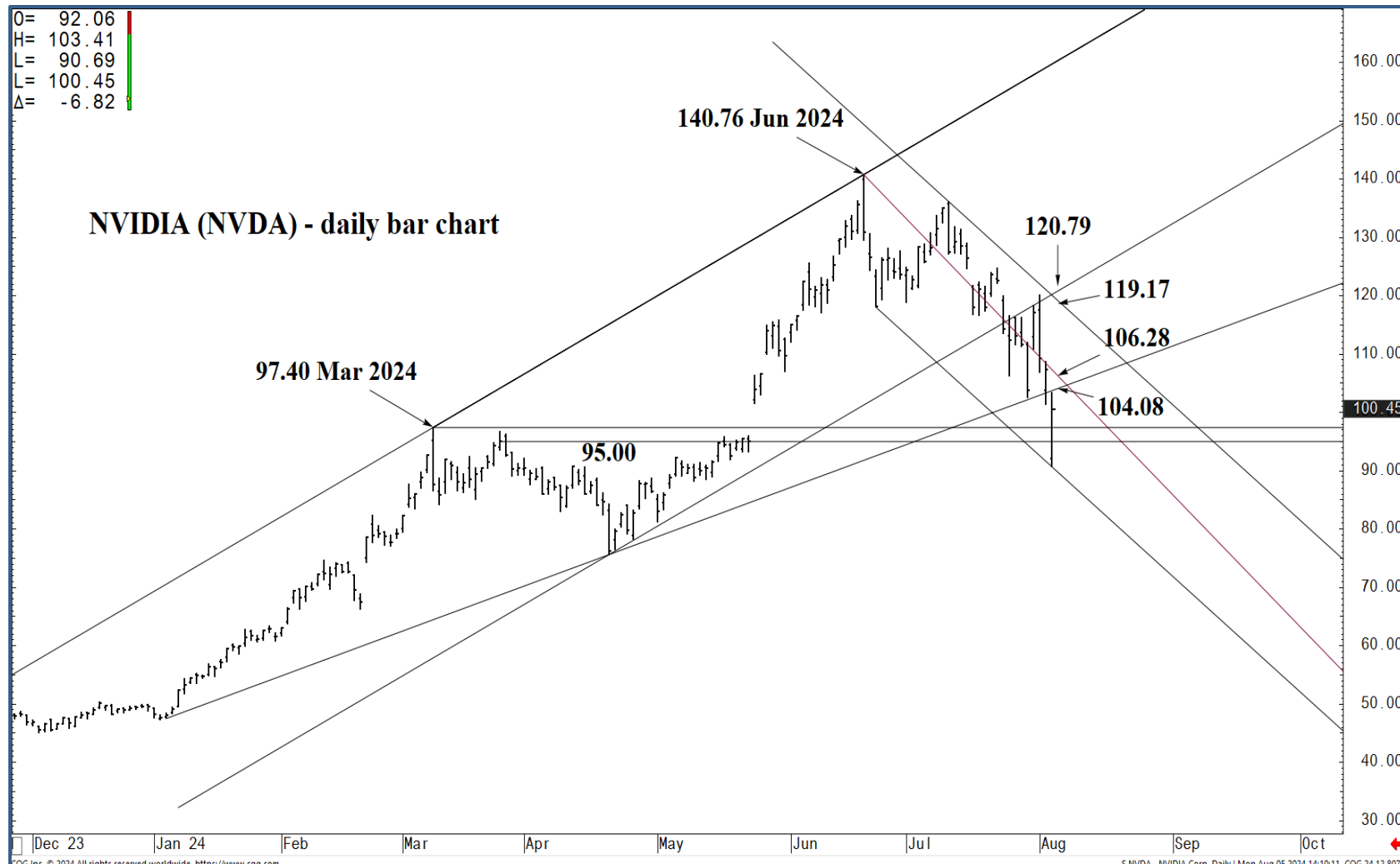
Support and Resistance

- 120.79** *** weekly containment
- 119.17** *** weekly containment
- 116.41 * minor
- 114.15 * intra-day containment
- 112.98 * minor
- 110.66 * minor
- 108.72 * minor
- 106.28** * session containment UP
- 104.08 * minor
- 101.52 * minor
- 99.35 * minor
- 100.45**
- 97.40** *** weekly containment
- 95.00** *** weekly containment
- 92.92 * minor
- 88.81 * minor
- 84.32 * minor
- 81.50 * minor
- 75.60** **** multi-week contain

Dec 23 | Jan 24 | Feb | Mar | Apr | May | Jun | Jul | Aug | Sep

COG Inc. © 2024 All rights reserved worldwide. <https://www.cog.com> S.NVDA - NVIDIA Corp, Daily | Mon Aug 05 2024 14:11:48, COG 24.12.8079





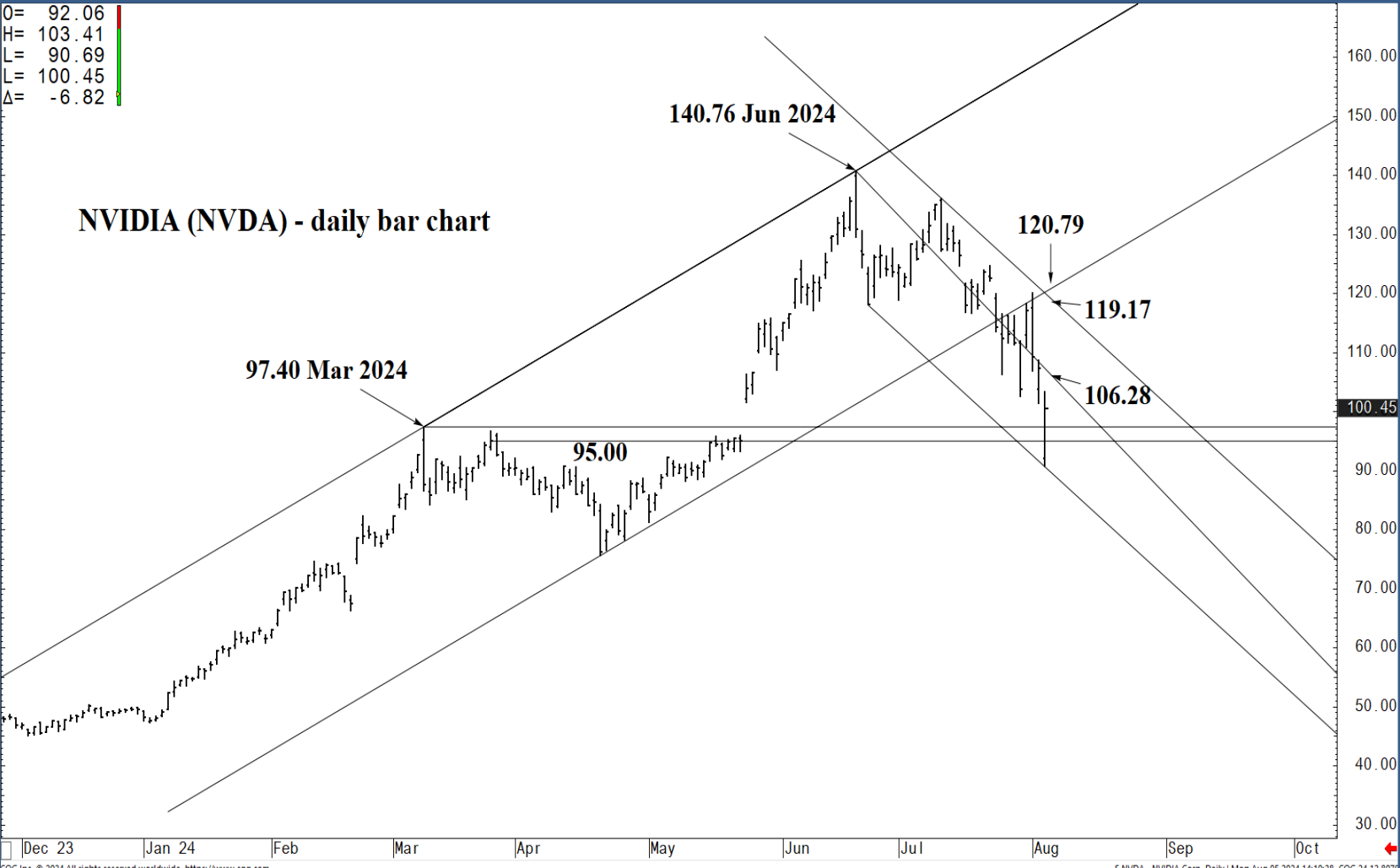
Support and Resistance

- 120.79 *** weekly containment**
- 119.17 *** weekly containment**
- 116.41 * minor
- 114.15 * intra-day containment
- 112.98 * minor
- 110.66 * minor
- 108.72 * minor
- 106.28 * session containment UP**
- 104.08 * minor
- 101.52 * minor
- 99.35 * minor
- 97.40 *** weekly containment**
- 95.00 *** weekly containment**
- 92.92 * minor
- 88.81 * minor
- 84.32 * minor
- 81.50 * minor
- 75.60 **** multi-week contain**



O= 92.06
 H= 103.41
 L= 90.69
 L= 100.45
 Δ= -6.82

NVIDIA (NVDA) - daily bar chart



Support and Resistance

- 120.79 *** weekly containment**
- 119.17 *** weekly containment**
- 116.41 * minor
- 114.15 * intra-day containment
- 112.98 * minor
- 110.66 * minor
- 108.72 * minor
- 106.28 * session containment UP**
- 104.08 * minor
- 101.52 * minor
- 99.35 * minor
- 97.40 *** weekly containment**
- 95.00 *** weekly containment**
- 92.92 * minor
- 88.81 * minor
- 84.32 * minor
- 81.50 * minor
- 75.60 **** multi-week contain**



O= 92.06
 H= 103.41
 L= 90.69
 L= 100.45
 Δ= -6.82

NVIDIA (NVDA) - daily bar chart



Support and Resistance

- 120.79 *** weekly containment**
- 119.17 *** weekly containment**
- 116.41 * minor
- 114.15 * intra-day containment
- 112.98 * minor
- 110.66 * minor
- 108.72 * minor
- 106.28 * session containment UP**
- 104.08 * minor
- 101.52 * minor
- 99.35 * minor
- 100.45**
- 97.40 *** weekly containment**
- 95.00 *** weekly containment**
- 92.92 * minor
- 88.81 * minor
- 84.32 * minor
- 81.50 * minor
- 75.60 **** multi-week contain**

Dec 23 | Jan 24 | Feb | Mar | Apr | May | Jun | Jul | Aug | Sep | Oct

CGG Inc. © 2024 All rights reserved worldwide. <https://www.cgg.com>

S.NVDA - NVIDIA Corp, Daily | Mon Aug 05 2024 14:11:08, CGG 24-12-8073

