



WICKED STOCKS

DIRECTIONAL CLARITY FOR THE ACTIVE INVESTOR

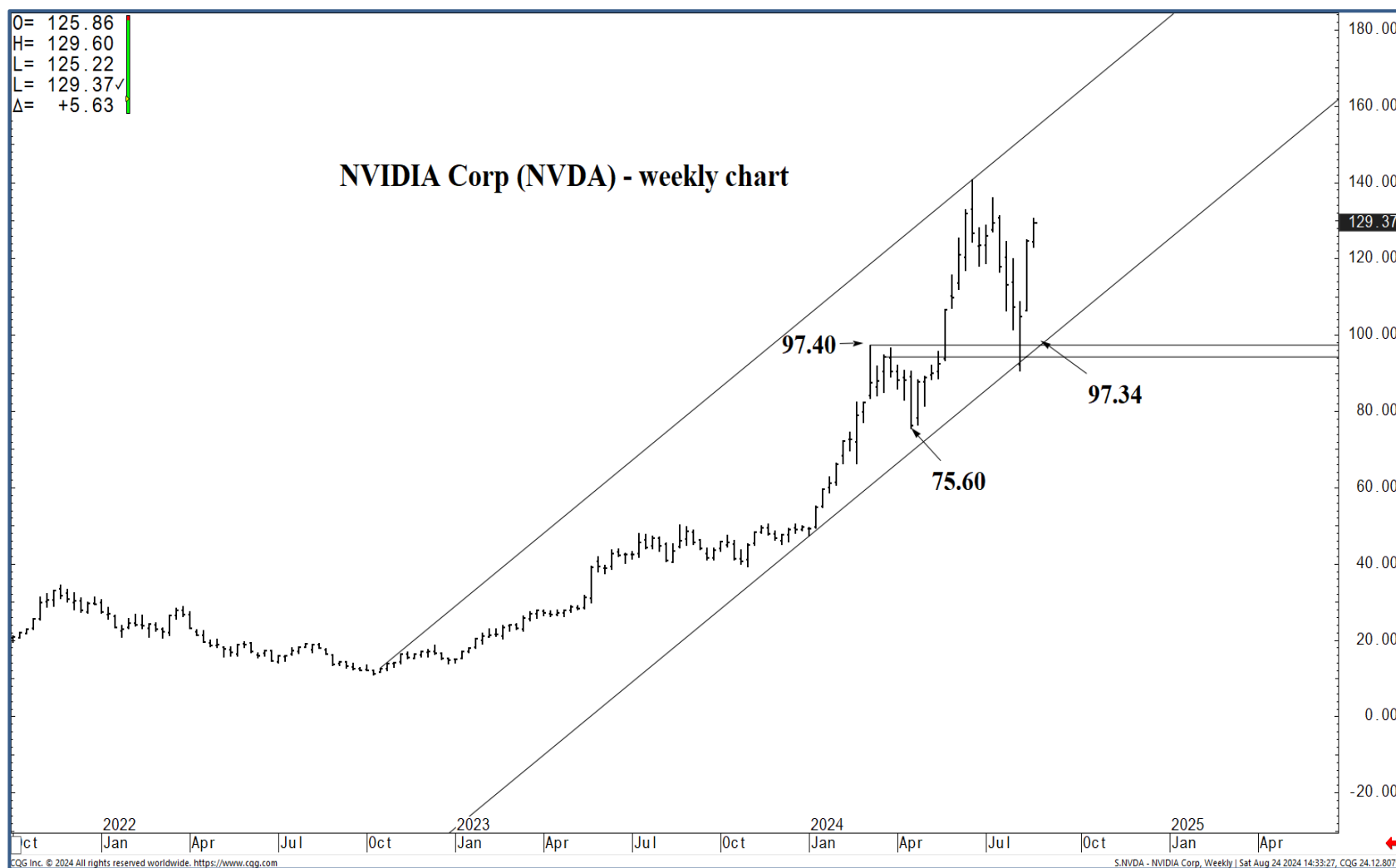


Support and Resistance

- 140.76 *** weekly containment**
- 138.40 * minor
- 136.33 * minor
- 135.58 * intra-day containment
- 134.73 * minor
- 131.92 * minor
- 130.00 * session containment UP**
- 129.34 * minor
- 127.24 * session containment DP**
- 126.30 * minor
- 125.22 * minor
- 123.10 * intra-day containment
- 121.63 * minor
- 120.16 * session containment**
- 118.83 * minor
- 117.50 * minor
- 115.95 *** weekly containment UP**
- 114.07 * minor
- 110.72 * minor
- 108.50 * minor
- 106.13 *** weekly containment DP**

O= 125.86
 H= 129.60
 L= 125.22
 L= 129.37✓
 Δ= +5.63

NVIDIA Corp (NVDA) - weekly chart



Support and Resistance

- 140.76 *** weekly containment**
- 138.40 * minor
- 136.33 * minor
- 135.58 * intra-day containment
- 134.73 * minor
- 131.92 * minor
- 130.00 * session containment UP**
- 129.34 * minor
- 127.24 * session containment DP**
- 126.30 * minor
- 125.22 * minor
- 123.10 * intra-day containment
- 121.63 * minor
- 120.16 * session containment**
- 118.83 * minor
- 117.50 * minor
- 115.95 *** weekly containment UP**
- 114.07 * minor
- 110.72 * minor
- 108.50 * minor
- 106.13 *** weekly containment DP**

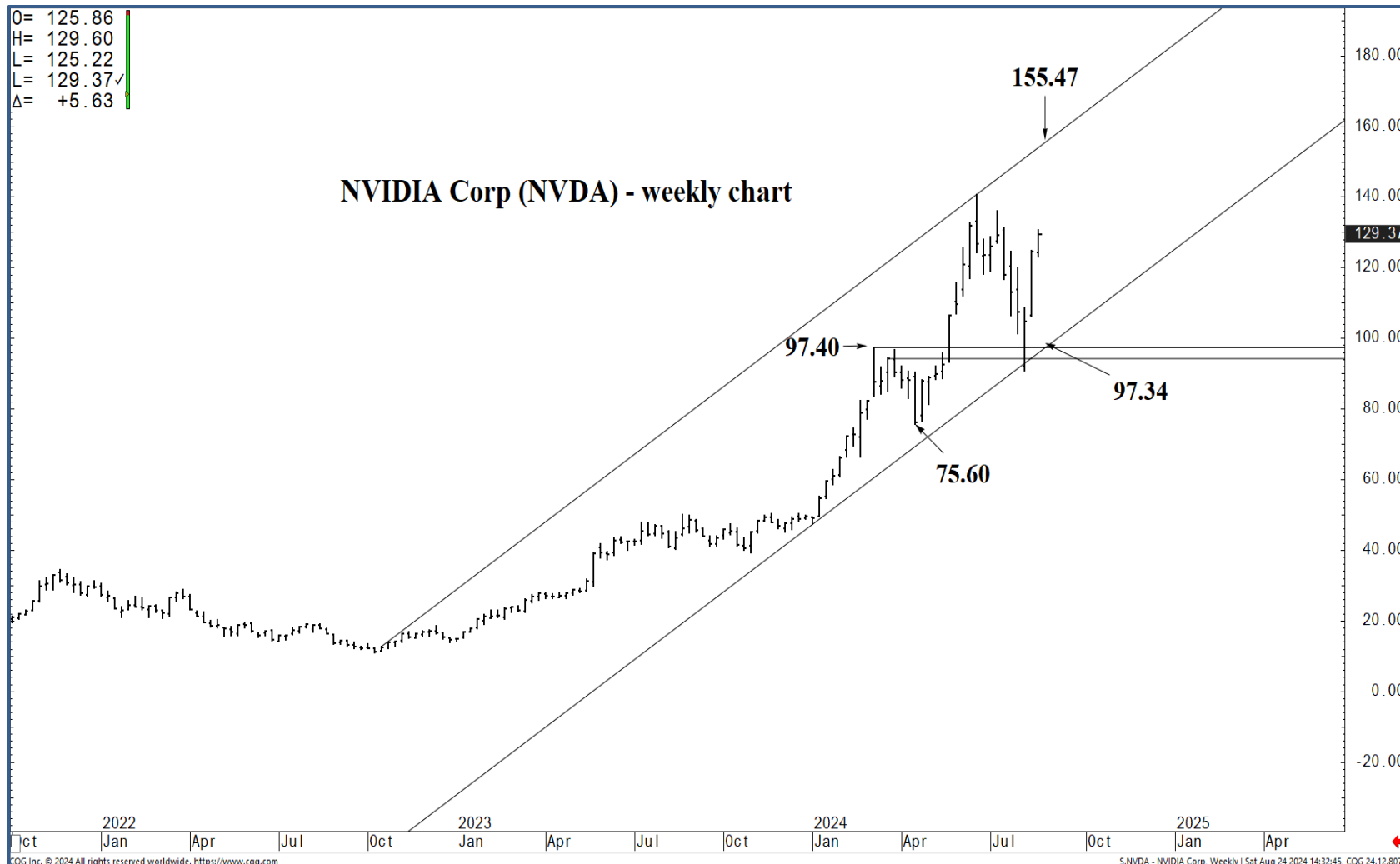
2022 Oct Jan Apr Jul Oct 2023 Jan Apr Jul Oct 2024 Jan Apr Jul Oct 2025 Jan Apr

CGG Inc. © 2024 All rights reserved worldwide. <https://www.cgg.com> S.NVDA - NVIDIA Corp, Weekly | Sat Aug 24 2024 14:33:27, CGG 24-12-8073



O= 125.86
 H= 129.60
 L= 125.22
 L= 129.37✓
 Δ= +5.63

NVIDIA Corp (NVDA) - weekly chart



Support and Resistance

- 140.76 *** weekly containment**
- 138.40 * minor
- 136.33 * minor
- 135.58 * intra-day containment
- 134.73 * minor
- 131.92 * minor
- 130.00 * session containment UP**
- 129.34 * minor
- 127.24 * session containment DP**
- 126.30 * minor
- 125.22 * minor
- 123.10 * intra-day containment
- 121.63 * minor
- 120.16 * session containment**
- 118.83 * minor
- 117.50 * minor
- 115.95 *** weekly containment UP**
- 114.07 * minor
- 110.72 * minor
- 108.50 * minor
- 106.13 *** weekly containment DP**





Support and Resistance

- 140.76 *** weekly containment**
- 138.40 * minor
- 136.33 * minor
- 135.58 * intra-day containment
- 134.73 * minor
- 131.92 * minor
- 130.00 * session containment UP**
- 129.34 * minor
- 127.24 * session containment DP**
- 126.30 * minor
- 125.22 * minor
- 123.10 * intra-day containment
- 121.63 * minor
- 120.16 * session containment**
- 118.83 * minor
- 117.50 * minor
- 115.95 *** weekly containment UP**
- 114.07 * minor
- 110.72 * minor
- 108.50 * minor
- 106.13 *** weekly containment DP**



O= 125.86
 H= 129.60
 L= 125.22
 L= 129.37✓
 Δ= +5.63

NVIDIA (NVDA) - daily bar chart



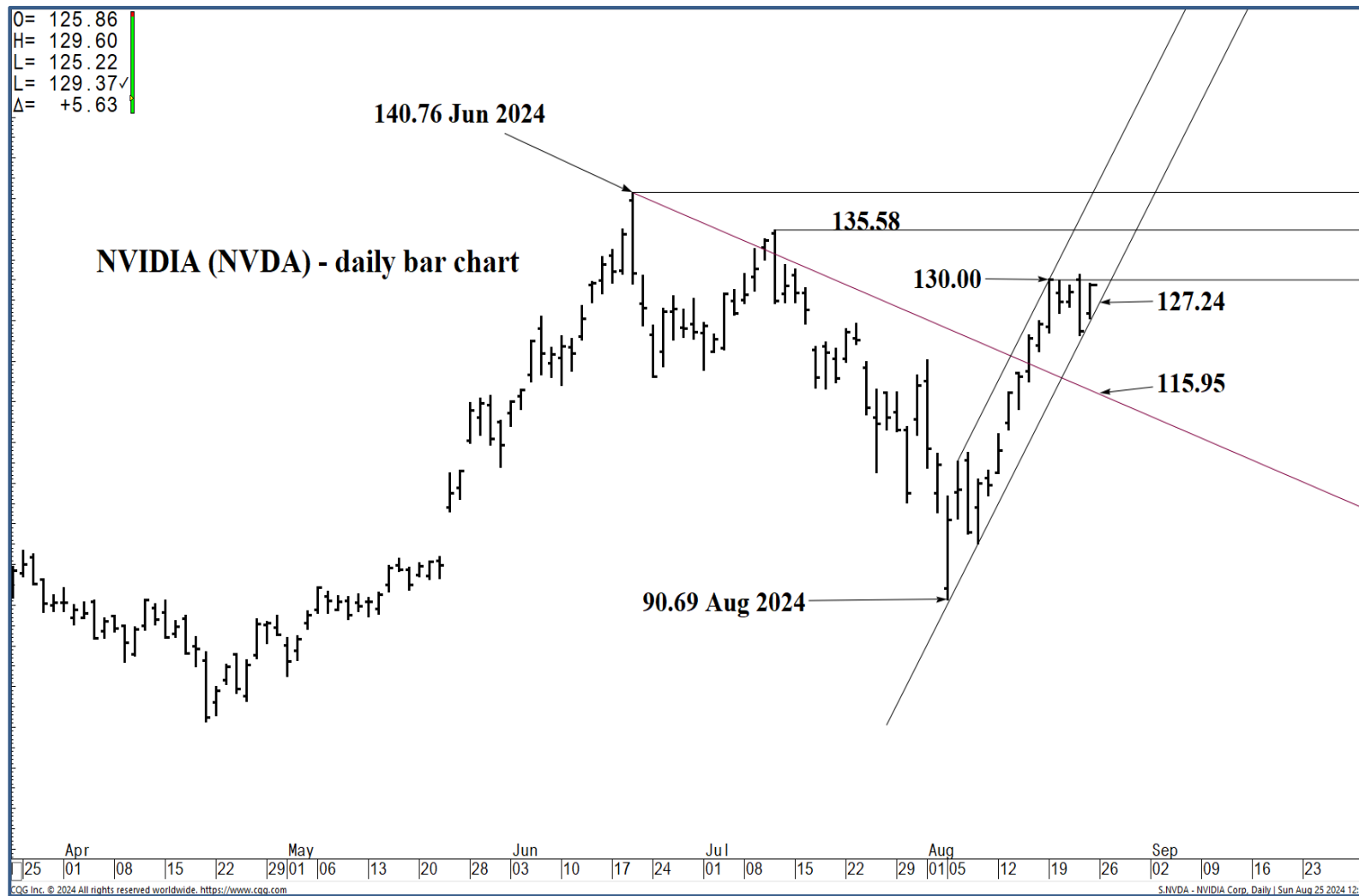
Support and Resistance

- 140.76 *** weekly containment**
- 138.40 * minor
- 136.33 * minor
- 135.58 * intra-day containment
- 134.73 * minor
- 131.92 * minor
- 130.00 * session containment UP**
- 129.34 * minor
- 127.24 * session containment DP**
- 126.30 * minor
- 125.22 * minor
- 123.10 * intra-day containment
- 121.63 * minor
- 120.16 * session containment**
- 118.83 * minor
- 117.50 * minor
- 115.95 *** weekly containment UP**
- 114.07 * minor
- 110.72 * minor
- 108.50 * minor
- 106.13 *** weekly containment DP**



O= 125.86
 H= 129.60
 L= 125.22
 C= 129.37✓
 Δ= +5.63

NVIDIA (NVDA) - daily bar chart



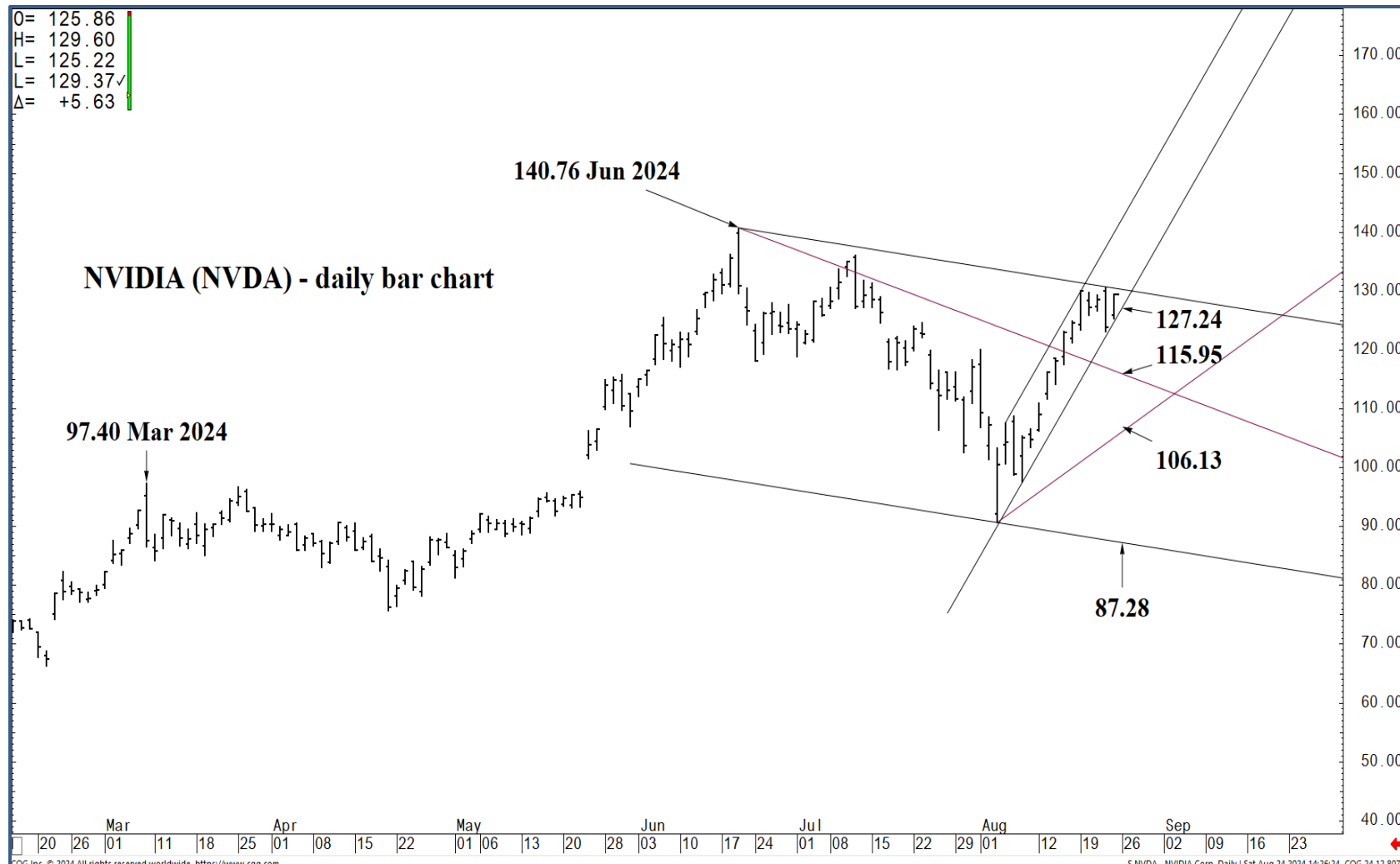
160.00
 155.00
 150.00
 145.00
 140.00
 135.00
 130.00
 125.00
 120.00
 115.00
 110.00
 105.00
 100.00
 95.00
 90.00
 85.00
 80.00
 75.00
 70.00
 65.00
 60.00

Support and Resistance

- 140.76 *** weekly containment**
- 138.40 * minor
- 136.33 * minor
- 135.58 * intra-day containment
- 134.73 * minor
- 131.92 * minor
- 130.00 * session containment UP**
- 129.34 * minor
- 127.24 * session containment DP**
- 126.30 * minor
- 125.22 * minor
- 123.10 * intra-day containment
- 121.63 * minor
- 120.16 * session containment**
- 118.83 * minor
- 117.50 * minor
- 115.95 *** weekly containment UP**
- 114.07 * minor
- 110.72 * minor
- 108.50 * minor
- 106.13 *** weekly containment DP**

Apr 25 | 01 | 08 | 15 | 22 | 29 | May 01 | 06 | 13 | 20 | 28 | Jun 03 | 10 | 17 | 24 | Jul 01 | 08 | 15 | 22 | 29 | Aug 01 | 05 | 12 | 19 | 26 | Sep 02 | 09 | 16 | 23





O= 125.86
H= 129.60
L= 125.22
L= 129.37✓
Δ= +5.63

Support and Resistance

- 140.76 *** weekly containment**
- 138.40 * minor
- 136.33 * minor
- 135.58 * intra-day containment
- 134.73 * minor
- 131.92 * minor
- 130.00 * session containment UP**
- 129.34 * minor
- 127.24 * session containment DP**
- 126.30 * minor
- 125.22 * minor
- 123.10 * intra-day containment
- 121.63 * minor
- 120.16 * session containment**
- 118.83 * minor
- 117.50 * minor
- 115.95 *** weekly containment UP**
- 114.07 * minor
- 110.72 * minor
- 108.50 * minor
- 106.13 *** weekly containment DP**



O= 125.86
 H= 129.60
 L= 125.22
 L= 129.37✓
 Δ= +5.63

NVIDIA (NVDA) - daily bar chart



Support and Resistance

- 140.76 *** weekly containment**
- 138.40 * minor
- 136.33 * minor
- 135.58 * intra-day containment
- 134.73 * minor
- 131.92 * minor
- 130.00 * session containment UP**
- 129.34 * minor
- 127.24 * session containment DP**
- 126.30 * minor
- 125.22 * minor
- 123.10 * intra-day containment
- 121.63 * minor
- 120.16 * session containment**
- 118.83 * minor
- 117.50 * minor
- 115.95 *** weekly containment UP**
- 114.07 * minor
- 110.72 * minor
- 108.50 * minor
- 106.13 *** weekly containment DP**



O= 125.86
 H= 129.60
 L= 125.22
 C= 129.37
 Δ= +5.63

NVIDIA (NVDA) - daily bar chart



160.00
 155.00
 150.00
 145.00
 140.00
 135.00
 130.00
 125.00
 120.00
 115.00
 110.00
 105.00
 100.00
 95.00
 90.00
 85.00
 80.00
 75.00
 70.00
 65.00

Support and Resistance

- 140.76 *** weekly containment**
- 138.40 * minor
- 136.33 * minor
- 135.58 * intra-day containment
- 134.73 * minor
- 131.92 * minor
- 130.00 * session containment UP**
- 129.34 * minor
- 127.24 * session containment DP**
- 126.30 * minor
- 125.22 * minor
- 123.10 * intra-day containment
- 121.63 * minor
- 120.16 * session containment**
- 118.83 * minor
- 117.50 * minor
- 115.95 *** weekly containment UP**
- 114.07 * minor
- 110.72 * minor
- 108.50 * minor
- 106.13 *** weekly containment DP**

Apr 25 01 08 15 22 29 | May 06 13 20 28 03 10 17 24 31 | Jun 07 14 21 28 04 11 18 25 01 08 15 22 29 | Jul 06 13 20 27 03 10 17 24 31 | Aug 07 14 21 28 04 11 18 25 01 08 15 22 29 | Sep 05 12 19 26 02 09 16 23

