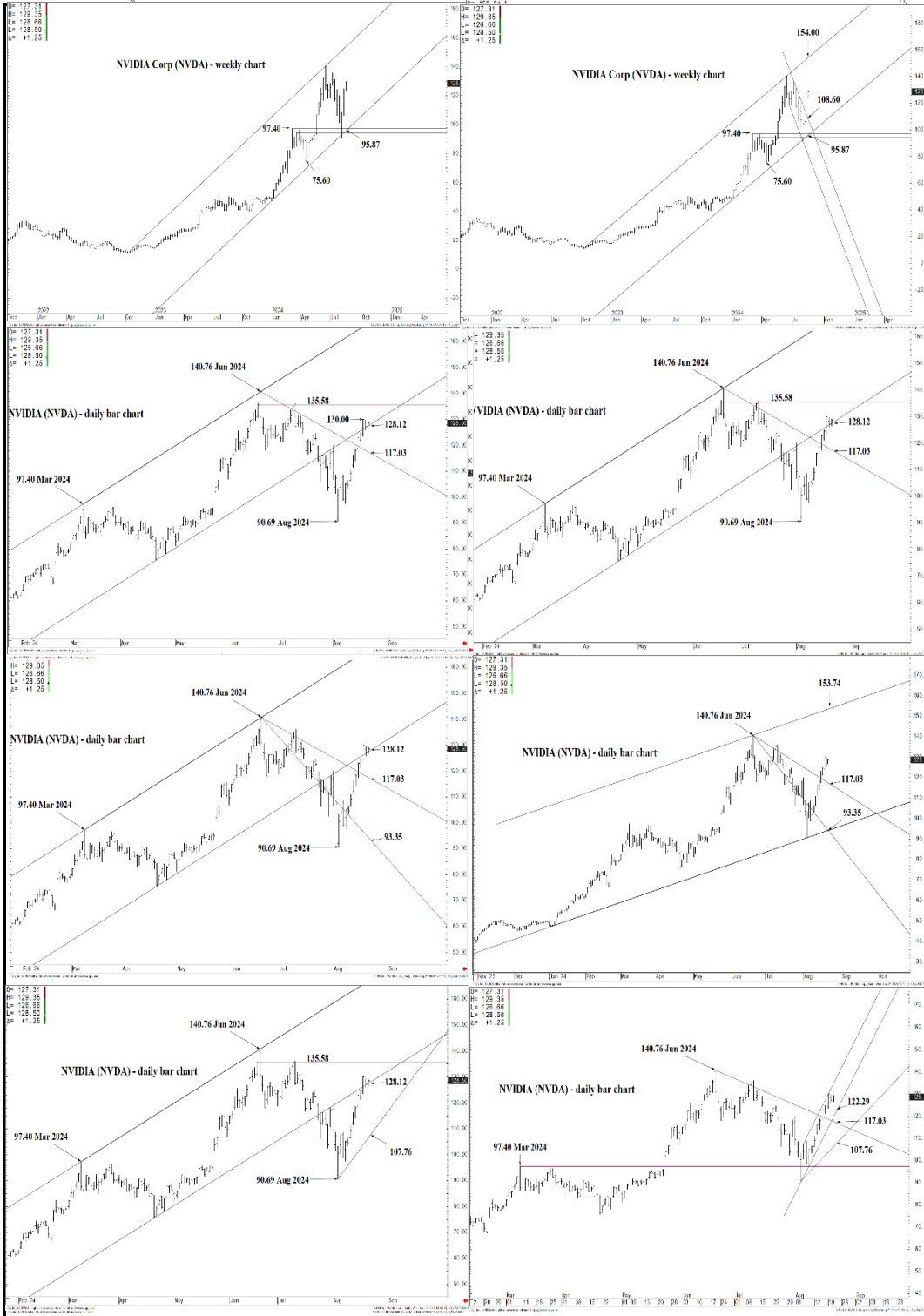




# WICKED STOCKS

DIRECTIONAL CLARITY FOR THE ACTIVE INVESTOR



## Support and Resistance

- 140.76 \*\*\* weekly containment**
- 139.53 \* minor
- 137.85 \* minor
- 136.88 \* minor
- 135.58 \* session containment**
- 134.73 \* minor
- 131.92 \* minor
- 130.00 \* intra-day containment
- 128.82 \* minor
- 128.12 \* session containment UP**
- 126.66 \* minor
- 125.66 \* minor
- 124.69 \* minor
- 123.42 \* minor
- 122.29 \* session containment DP**
- 121.63 \* minor
- 120.72 \* minor
- 118.83 \* minor
- 117.03 \*\*\* weekly containment DP**
- 114.98 \* minor
- 111.58 \* minor
- 107.76 \* intra-day containment
- 108.80 \* minor
- 103.50 \* minor
- 100.45 \* minor
- 97.40 \* session containment**

O= 127.31  
 H= 129.35  
 L= 126.66  
 L= 128.50  
 Δ= +1.25

## NVIDIA Corp (NVDA) - weekly chart



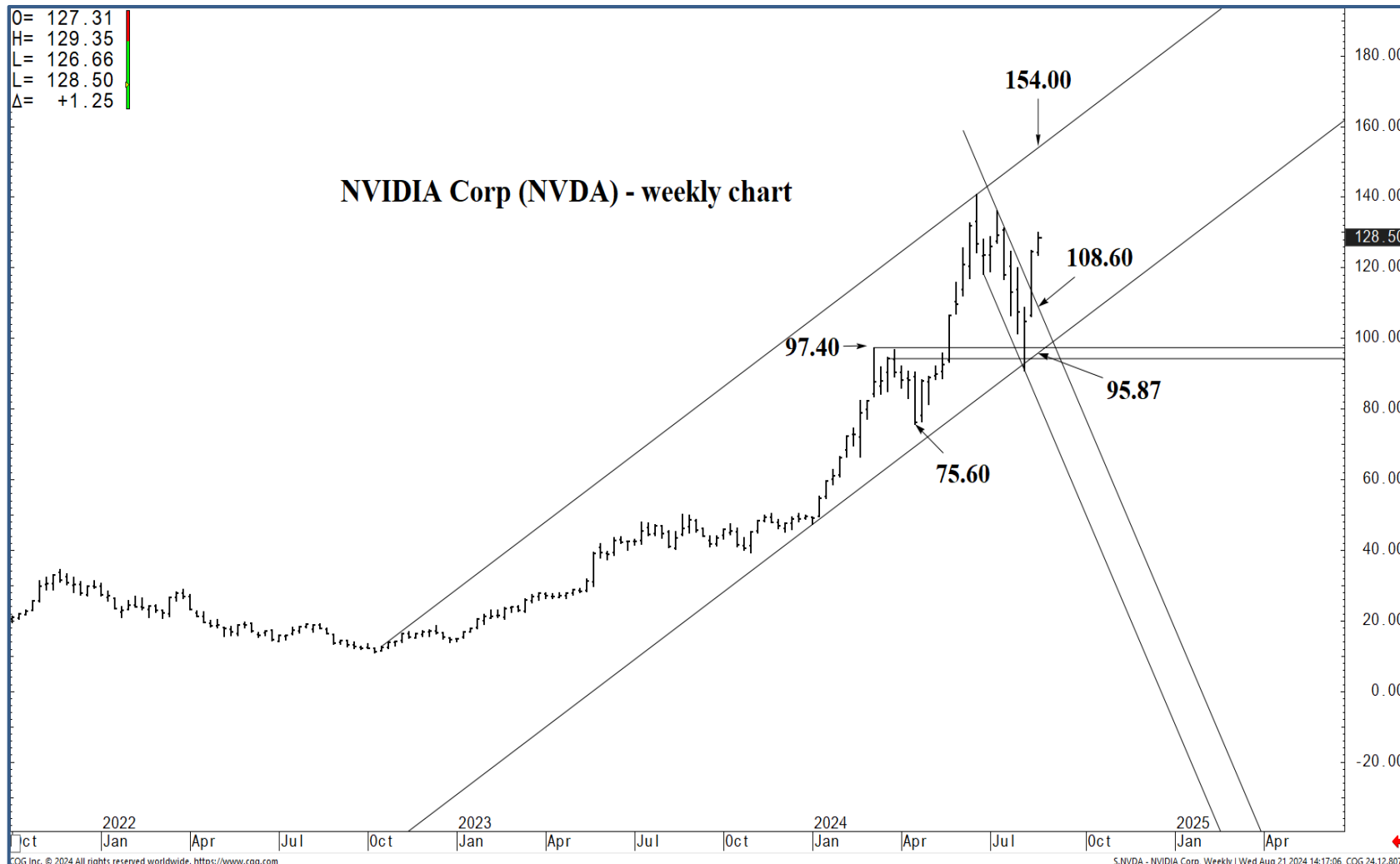
### Support and Resistance

- 140.76 \*\*\* weekly containment**
- 139.53 \* minor
- 137.85 \* minor
- 136.88 \* minor
- 135.58 \* session containment**
- 134.73 \* minor
- 131.92 \* minor
- 130.00 \* intra-day containment
- 128.82 \* minor
- 128.12 \* session containment UP**
- 126.66 \* minor
- 125.66 \* minor
- 124.69 \* minor
- 123.42 \* minor
- 122.29 \* session containment DP**
- 121.63 \* minor
- 120.72 \* minor
- 118.83 \* minor
- 117.03 \*\*\* weekly containment DP**
- 114.98 \* minor
- 111.58 \* minor
- 107.76 \* intra-day containment
- 108.80 \* minor
- 103.50 \* minor
- 100.45 \* minor
- 97.40 \* session containment**



O= 127.31  
 H= 129.35  
 L= 126.66  
 L= 128.50  
 Δ= +1.25

## NVIDIA Corp (NVDA) - weekly chart



### Support and Resistance

- 140.76 \*\*\* weekly containment**
- 139.53 \* minor
- 137.85 \* minor
- 136.88 \* minor
- 135.58 \* session containment**
- 134.73 \* minor
- 131.92 \* minor
- 130.00 \* intra-day containment
- 128.82 \* minor
- 128.12 \* session containment UP**
- 126.66 \* minor
- 125.66 \* minor
- 124.69 \* minor
- 123.42 \* minor
- 122.29 \* session containment DP**
- 121.63 \* minor
- 120.72 \* minor
- 118.83 \* minor
- 117.03 \*\*\* weekly containment DP**
- 114.98 \* minor
- 111.58 \* minor
- 107.76 \* intra-day containment
- 108.80 \* minor
- 103.50 \* minor
- 100.45 \* minor
- 97.40 \* session containment**





## Support and Resistance

- 140.76 \*\*\* weekly containment**
- 139.53 \* minor
- 137.85 \* minor
- 136.88 \* minor
- 135.58 \* session containment**
- 134.73 \* minor
- 131.92 \* minor
- 130.00 \* intra-day containment
- 128.82 \* minor
- 128.12 \* session containment UP**
- 126.66 \* minor
- 125.66 \* minor
- 124.69 \* minor
- 123.42 \* minor
- 122.29 \* session containment DP**
- 121.63 \* minor
- 120.72 \* minor
- 118.83 \* minor
- 117.03 \*\*\* weekly containment DP**
- 114.98 \* minor
- 111.58 \* minor
- 107.76 \* intra-day containment
- 108.80 \* minor
- 103.50 \* minor
- 100.45 \* minor
- 97.40 \* session containment**



O= 127.31  
 H= 129.35  
 L= 126.66  
 L= 128.50  
 Δ= +1.25

# NVIDIA (NVDA) - daily bar chart



## Support and Resistance

- 140.76 \*\*\* weekly containment**
- 139.53 \* minor
- 137.85 \* minor
- 136.88 \* minor
- 135.58 \* session containment**
- 134.73 \* minor
- 131.92 \* minor
- 130.00 \* intra-day containment
- 128.82 \* minor
- 128.12 \* session containment UP**
- 126.66 \* minor
- 125.66 \* minor
- 124.69 \* minor
- 123.42 \* minor
- 122.29 \* session containment DP**
- 121.63 \* minor
- 120.72 \* minor
- 118.83 \* minor
- 117.03 \*\*\* weekly containment DP**
- 114.98 \* minor
- 111.58 \* minor
- 107.76 \* intra-day containment
- 108.80 \* minor
- 103.50 \* minor
- 100.45 \* minor
- 97.40 \* session containment**



O= 127.31  
 H= 129.35  
 L= 126.66  
 C= 128.50  
 Δ= +1.25

# NVIDIA (NVDA) - daily bar chart



## Support and Resistance

- 140.76 \*\*\* weekly containment**
- 139.53 \* minor
- 137.85 \* minor
- 136.88 \* minor
- 135.58 \* session containment**
- 134.73 \* minor
- 131.92 \* minor
- 130.00 \* intra-day containment
- 128.82 \* minor
- 128.12 \* session containment UP**
- 126.66 \* minor
- 125.66 \* minor
- 124.69 \* minor
- 123.42 \* minor
- 122.29 \* session containment DP**
- 121.63 \* minor
- 120.72 \* minor
- 118.83 \* minor
- 117.03 \*\*\* weekly containment DP**
- 114.98 \* minor
- 111.58 \* minor
- 107.76 \* intra-day containment
- 108.80 \* minor
- 103.50 \* minor
- 100.45 \* minor
- 97.40 \* session containment**

COG Inc. © 2024 All rights reserved worldwide. <https://www.cog.com>

S.NVDA - NVIDIA Corp, Daily | Wed Aug 21 2024 14:11:14, COG 24.12.8073



O= 127.31  
 H= 129.35  
 L= 126.66  
 C= 128.50  
 Δ= +1.25

## NVIDIA (NVDA) - daily bar chart

140.76 Jun 2024

153.74

117.03

93.35

170.00  
160.00  
150.00  
140.00  
130.00  
120.00  
110.00  
100.00  
90.00  
80.00  
70.00  
60.00  
50.00  
40.00  
30.00

128.50

Nov 23 | Dec | Jan 24 | Feb | Mar | Apr | May | Jun | Jul | Aug | Sep | Oct

COG Inc. © 2024 All rights reserved worldwide. <https://www.cqg.com>

S:NVDA - NVIDIA Corp. Daily | Wed Aug 21 2024 14:12:59. COG 24-12.8073

### Support and Resistance

**140.76 \*\*\* weekly containment**

- 139.53 \* minor
- 137.85 \* minor
- 136.88 \* minor

**135.58 \* session containment**

- 134.73 \* minor
- 131.92 \* minor
- 130.00 \* intra-day containment
- 128.82 \* minor

**128.12 \* session containment UP**

- 126.66 \* minor
- 125.66 \* minor
- 124.69 \* minor
- 123.42 \* minor

**122.29 \* session containment DP**

- 121.63 \* minor
- 120.72 \* minor
- 118.83 \* minor

**117.03 \*\*\* weekly containment DP**

- 114.98 \* minor
- 111.58 \* minor
- 107.76 \* intra-day containment
- 108.80 \* minor
- 103.50 \* minor
- 100.45 \* minor

**97.40 \* session containment**



WICKED STOCKS

O= 127.31  
 H= 129.35  
 L= 126.66  
 L= 128.50  
 Δ= +1.25



Feb 24 | Mar | Apr | May | Jun | Jul | Aug | Sep  
COG Inc. © 2024 All rights reserved worldwide. https://www.cog.com S:NVDA - NVIDIA Corp, Daily | Wed Aug 21 2024 14:14:51, COG 24.12.8079

**Support and Resistance**

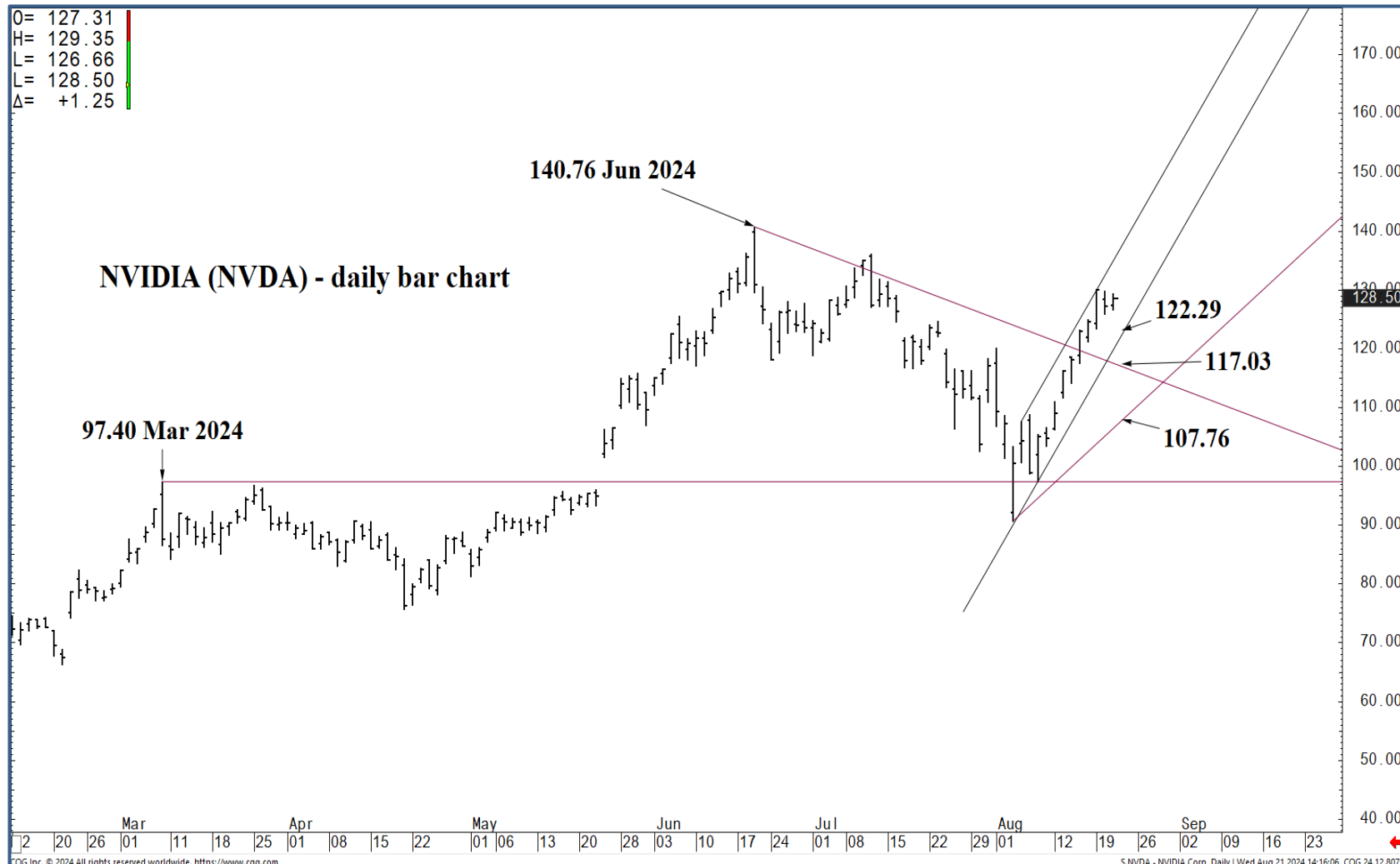
- 140.76 \*\*\* weekly containment**
- 139.53 \* minor
- 137.85 \* minor
- 136.88 \* minor
- 135.58 \* session containment**
- 134.73 \* minor
- 131.92 \* minor
- 130.00 \* intra-day containment
- 128.82 \* minor
- 128.12 \* session containment UP**
- 126.66 \* minor
- 125.66 \* minor
- 124.69 \* minor
- 123.42 \* minor
- 122.29 \* session containment DP**
- 121.63 \* minor
- 120.72 \* minor
- 118.83 \* minor
- 117.03 \*\*\* weekly containment DP**
- 114.98 \* minor
- 111.58 \* minor
- 107.76 \* intra-day containment
- 108.80 \* minor
- 103.50 \* minor
- 100.45 \* minor
- 97.40 \* session containment**





O= 127.31  
 H= 129.35  
 L= 126.66  
 C= 128.50  
 Δ= +1.25

### NVIDIA (NVDA) - daily bar chart



### Support and Resistance

- 140.76 \*\*\* weekly containment**
- 139.53 \* minor
- 137.85 \* minor
- 136.88 \* minor
- 135.58 \* session containment**
- 134.73 \* minor
- 131.92 \* minor
- 130.00 \* intra-day containment
- 128.82 \* minor
- 128.12 \* session containment UP**
- 126.66 \* minor
- 125.66 \* minor
- 124.69 \* minor
- 123.42 \* minor
- 122.29 \* session containment DP**
- 121.63 \* minor
- 120.72 \* minor
- 118.83 \* minor
- 117.03 \*\*\* weekly containment DP**
- 114.98 \* minor
- 111.58 \* minor
- 107.76 \* intra-day containment
- 108.80 \* minor
- 103.50 \* minor
- 100.45 \* minor
- 97.40 \* session containment**

