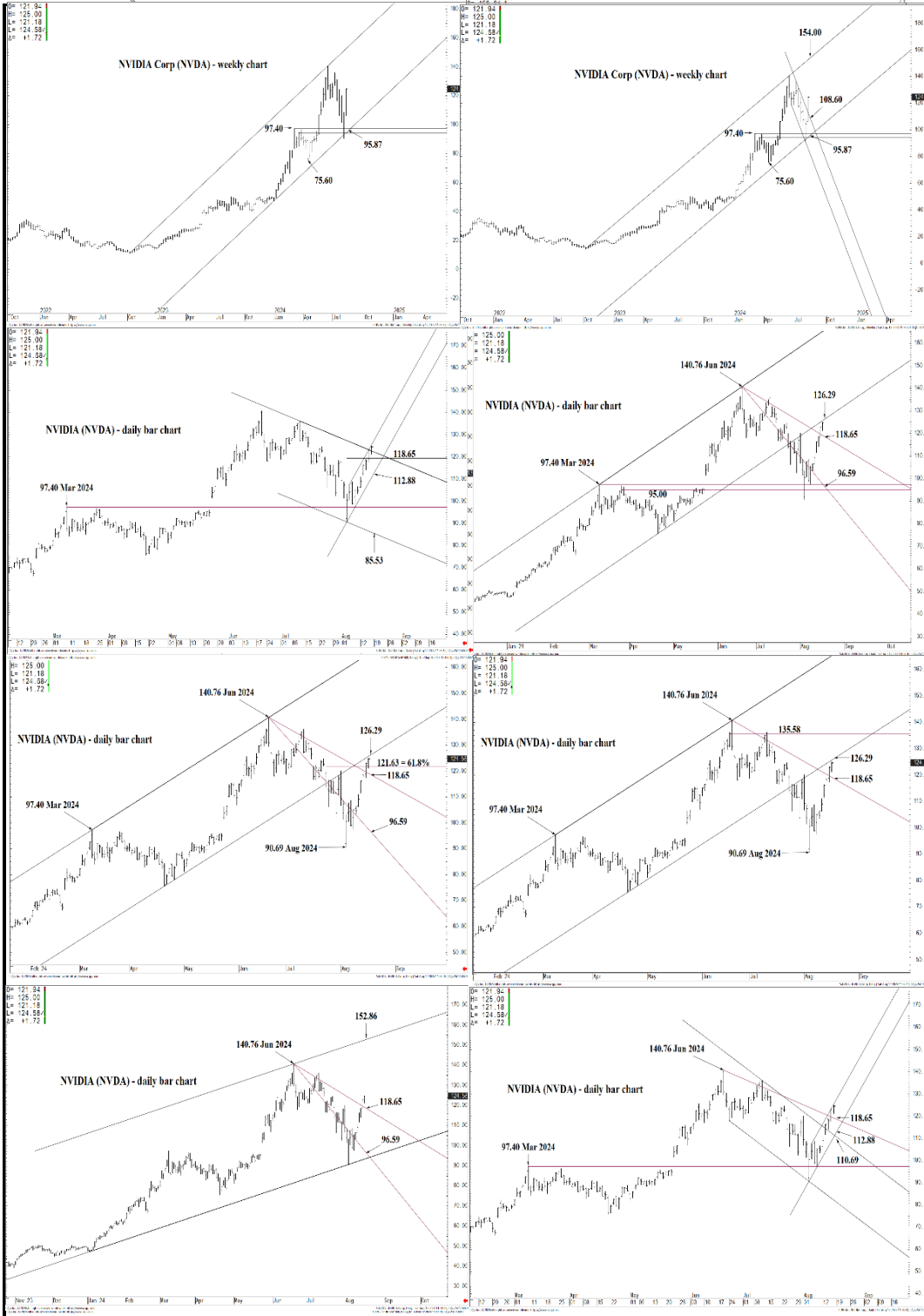




WICKED STOCKS

DIRECTIONAL CLARITY FOR THE ACTIVE INVESTOR



Support and Resistance

- 135.58** * session containment
- 133.82 * minor
- 132.00 * minor
- 129.52 * intra-day containment
- 128.12 * minor
- 127.05 * minor

- 126.29** * session containment
- 124.69 * minor
- 122.21 * minor
- 121.63 * intra-day containment
- 120.16 * minor

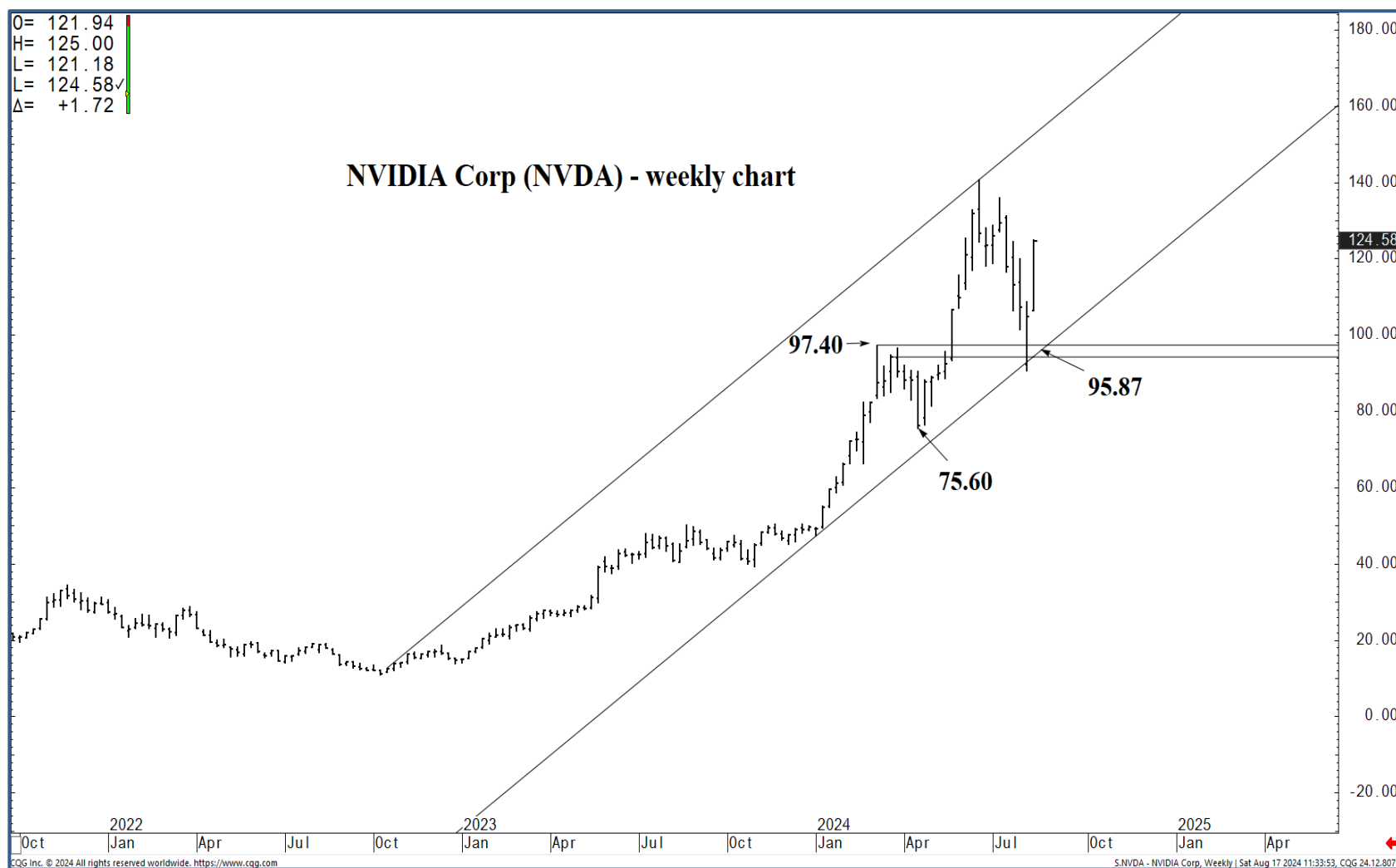
- 118.65** *** wkly containment UP
- 117.47 * minor
- 115.73 * minor
- 114.07 * minor

- 112.88** *** weekly containment DP
- 110.69 * minor
- 108.80 * minor
- 103.50 * minor
- 100.45 * minor

- 97.40** * session containment

O= 121.94
 H= 125.00
 L= 121.18
 L= 124.58✓
 Δ= +1.72

NVIDIA Corp (NVDA) - weekly chart



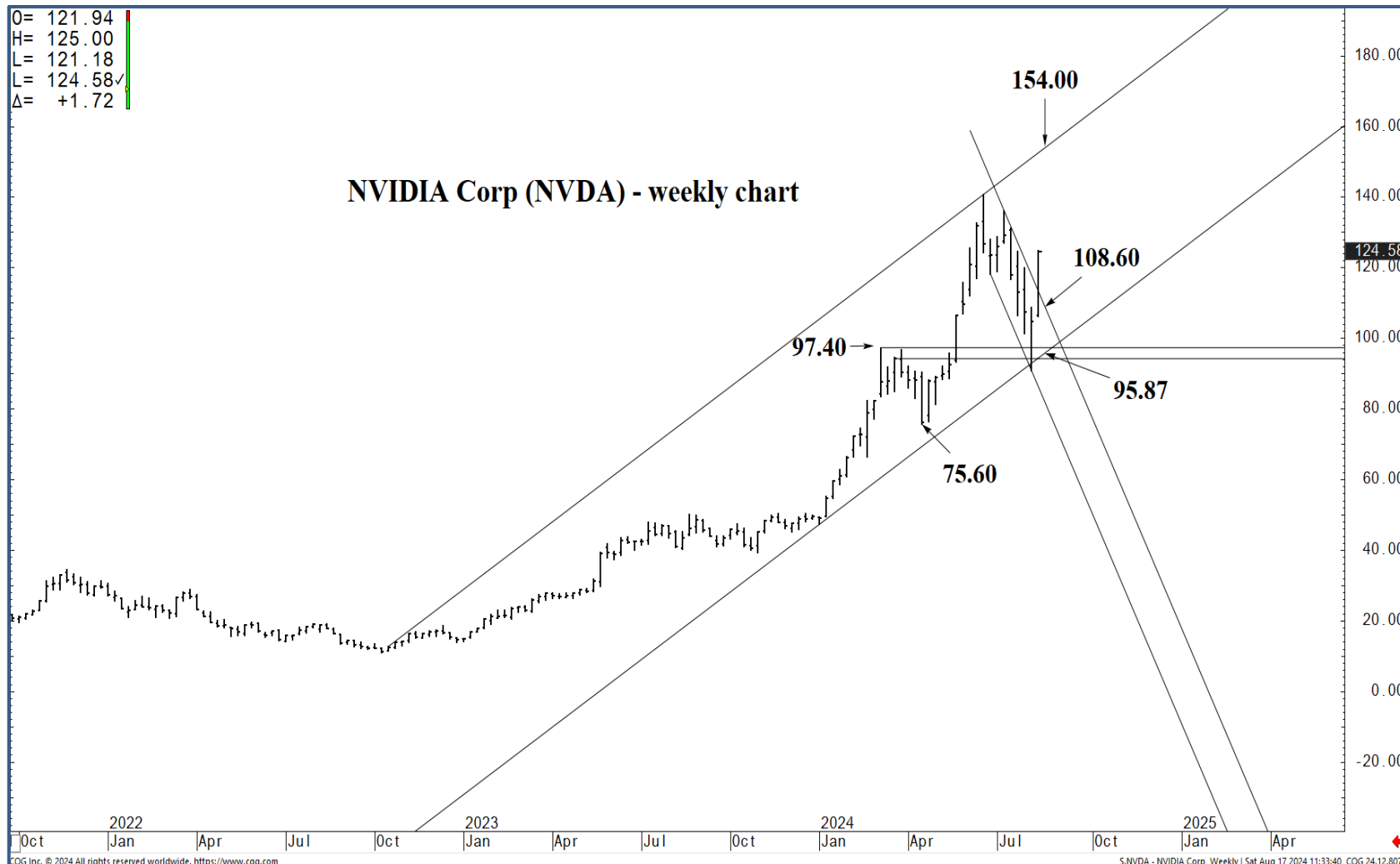
Support and Resistance

- 135.58 * session containment**
- 133.82 * minor
- 132.00 * minor
- 129.52 * intra-day containment
- 128.12 * minor
- 127.05 * minor
- 126.29 * session containment**
- 124.69 * minor
- 122.21 * minor
- 121.63 * intra-day containment
- 120.16 * minor
- 118.65 *** wkly containment UP**
- 117.47 * minor
- 115.73 * minor
- 114.07 * minor
- 112.88 *** weekly containment DP**
- 110.69 * minor
- 108.80 * minor
- 103.50 * minor
- 100.45 * minor
- 97.40 * session containment**



O= 121.94
 H= 125.00
 L= 121.18
 L= 124.58✓
 Δ= +1.72

NVIDIA Corp (NVDA) - weekly chart



Support and Resistance

- 135.58 * session containment**
- 133.82 * minor
- 132.00 * minor
- 129.52 * intra-day containment
- 128.12 * minor
- 127.05 * minor
- 126.29 * session containment**
- 124.69 * minor
- 122.21 * minor
- 121.63 * intra-day containment
- 120.16 * minor
- 118.65 *** wkly containment UP**
- 117.47 * minor
- 115.73 * minor
- 114.07 * minor
- 112.88 *** weekly containment DP**
- 110.69 * minor
- 108.80 * minor
- 103.50 * minor
- 100.45 * minor
- 97.40 * session containment**



O= 121.94
 H= 125.00
 L= 121.18
 L= 124.58✓
 Δ= +1.72

NVIDIA (NVDA) - daily bar chart

97.40 Mar 2024



Support and Resistance

- 135.58 * session containment**
- 133.82 * minor
- 132.00 * minor
- 129.52 * intra-day containment
- 128.12 * minor
- 127.05 * minor
- 126.29 * session containment**
- 124.69 * minor
- 122.21 * minor
- 121.63 * intra-day containment
- 120.16 * minor
- 118.65 *** wkly containment UP**
- 117.47 * minor
- 115.73 * minor
- 114.07 * minor
- 112.88 *** weekly containment DP**
- 110.69 * minor
- 108.80 * minor
- 103.50 * minor
- 100.45 * minor
- 97.40 * session containment**





Support and Resistance

135.58 *	session containment
133.82 *	minor
132.00 *	minor
129.52 *	intra-day containment
128.12 *	minor
127.05 *	minor
126.29 *	session containment
124.69 *	minor
122.21 *	minor
121.63 *	intra-day containment
120.16 *	minor
118.65 ***	wkly containment UP
117.47 *	minor
115.73 *	minor
114.07 *	minor
112.88 ***	weekly containment DP
110.69 *	minor
108.80 *	minor
103.50 *	minor
100.45 *	minor
97.40 *	session containment



O= 121.94
 H= 125.00
 L= 121.18
 C= 124.58
 Δ= +1.72

NVIDIA (NVDA) - daily bar chart



Support and Resistance

- 135.58** * session containment
- 133.82 * minor
- 132.00 * minor
- 129.52 * intra-day containment
- 128.12 * minor
- 127.05 * minor
- 126.29** * session containment
- 124.58 * minor
- 124.69 * minor
- 122.21 * minor
- 121.63 * intra-day containment
- 120.16 * minor
- 118.65** *** wkly containment UP
- 117.47 * minor
- 115.73 * minor
- 114.07 * minor
- 112.88** *** weekly containment DP
- 110.69 * minor
- 108.80 * minor
- 103.50 * minor
- 100.45 * minor
- 97.40** * session containment



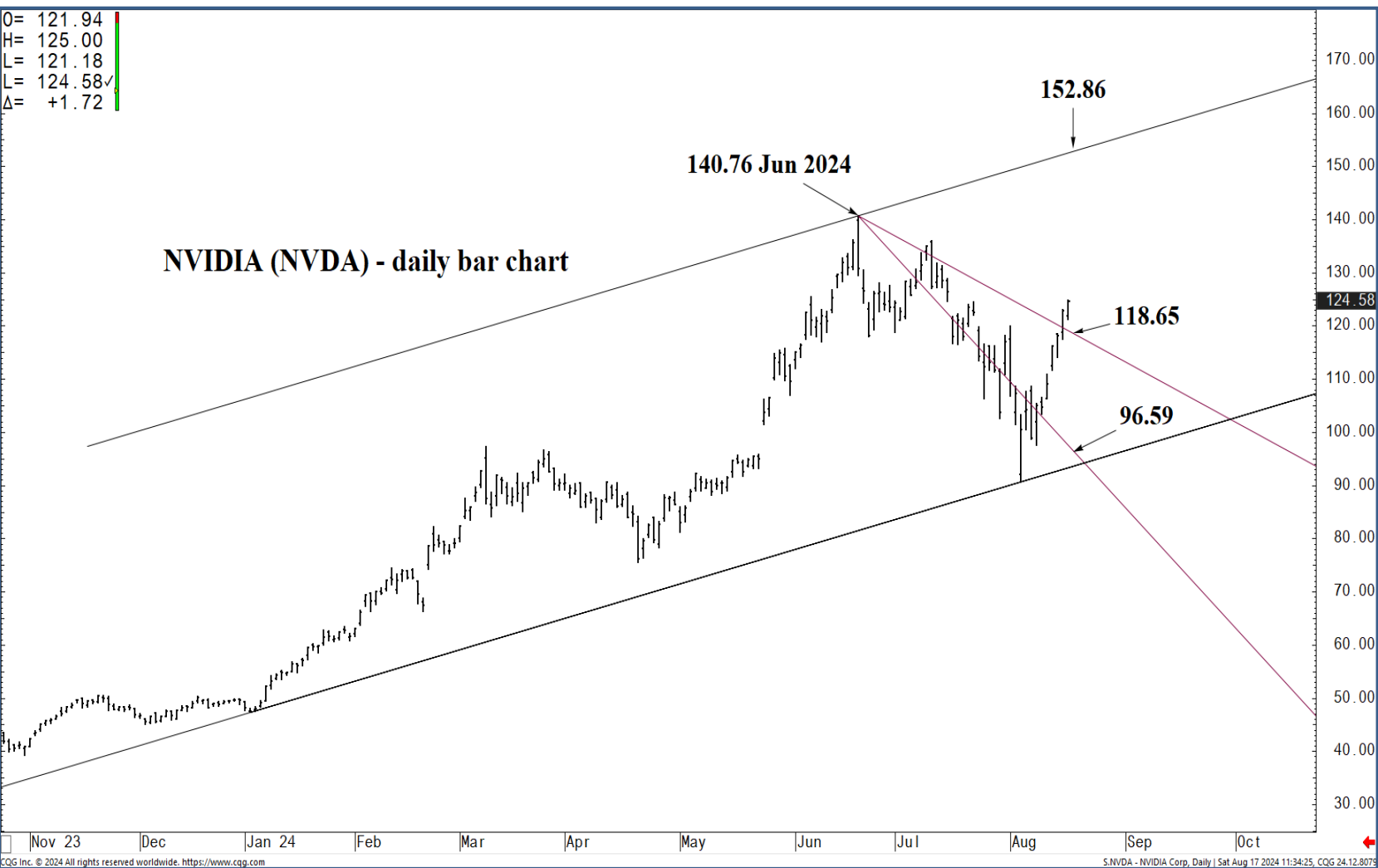


Support and Resistance

135.58 *	session containment
133.82 *	minor
132.00 *	minor
129.52 *	intra-day containment
128.12 *	minor
127.05 *	minor
126.29 *	session containment
124.58	
124.69 *	minor
122.21 *	minor
121.63 *	intra-day containment
120.16 *	minor
118.65 ***	wkly containment UP
117.47 *	minor
115.73 *	minor
114.07 *	minor
112.88 ***	weekly containment DP
110.69 *	minor
108.80 *	minor
103.50 *	minor
100.45 *	minor
97.40 *	session containment



O= 121.94
 H= 125.00
 L= 121.18
 L= 124.58✓
 Δ= +1.72



Support and Resistance

- 135.58 * session containment**
- 133.82 * minor
- 132.00 * minor
- 129.52 * intra-day containment
- 128.12 * minor
- 127.05 * minor
- 126.29 * session containment**
- 124.58
- 124.69 * minor
- 122.21 * minor
- 121.63 * intra-day containment
- 120.16 * minor
- 118.65 *** wkly containment UP**
- 117.47 * minor
- 115.73 * minor
- 114.07 * minor
- 112.88 *** weekly containment DP**
- 110.69 * minor
- 108.80 * minor
- 103.50 * minor
- 100.45 * minor
- 97.40 * session containment**

Nov 23 | Dec | Jan 24 | Feb | Mar | Apr | May | Jun | Jul | Aug | Sep | Oct

CGG Inc. © 2024 All rights reserved worldwide. <https://www.cgg.com> S.NVDA - NVIDIA Corp, Daily | Sat Aug 17 2024 11:34:25, CGG 24.12.8079



O= 121.94
 H= 125.00
 L= 121.18
 L= 124.58✓
 Δ= +1.72

NVIDIA (NVDA) - daily bar chart

97.40 Mar 2024

140.76 Jun 2024

118.65

112.88

110.69

Support and Resistance

- 135.58 * session containment**
- 133.82 * minor
- 132.00 * minor
- 129.52 * intra-day containment
- 128.12 * minor
- 127.05 * minor
- 126.29 * session containment**
- 124.69 * minor
- 122.21 * minor
- 121.63 * intra-day containment
- 120.16 * minor
- 118.65 *** wkly containment UP**
- 117.47 * minor
- 115.73 * minor
- 114.07 * minor
- 112.88 *** weekly containment DP**
- 110.69 * minor
- 108.80 * minor
- 103.50 * minor
- 100.45 * minor
- 97.40 * session containment**

Mar 12 20 26 01 11 18 25 01 08 15 22 01 06 13 20 28 03 10 17 24 01 08 15 22 29 01 12 19 26 02 09 16

COG Inc. © 2024 All rights reserved worldwide. <https://www.cog.com>

S:NVDA - NVIDIA Corp, Daily | Sat Aug 17 2024 11:34:41, COG 24-12-8078

