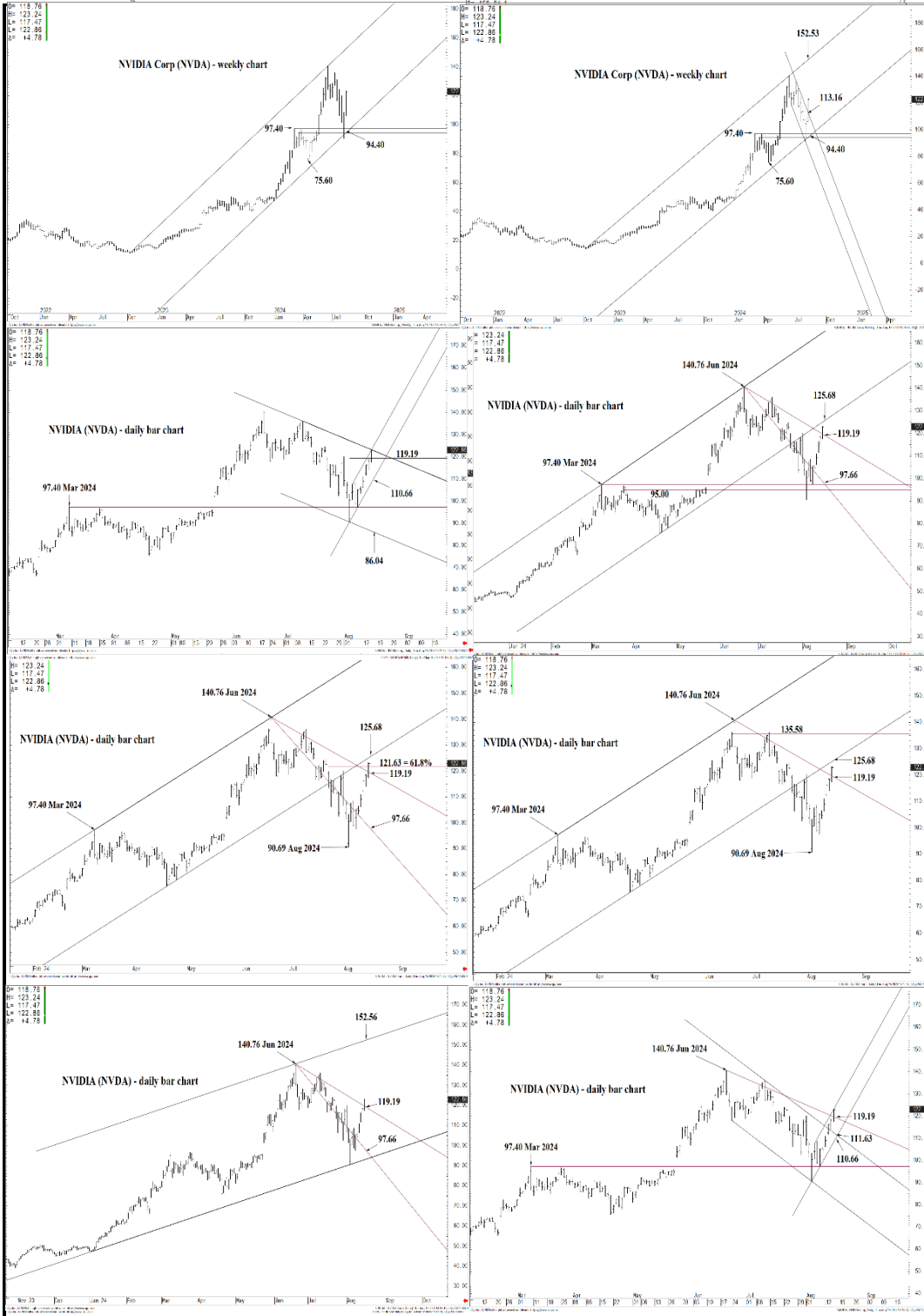




# WICKED STOCKS

DIRECTIONAL CLARITY FOR THE ACTIVE INVESTOR



## Support and Resistance

**135.58 \* session containment**

- 133.82 \* minor
- 131.92 \* minor
- 129.04 \* minor
- 128.20 \* minor
- 127.05 \* minor

**125.68 \* session containment**

- 124.69 \* minor
- 122.78 \* minor
- 121.63 \* intra-day containment
- 120.16 \* minor

**119.19 \*\*\* wkly containment UP**

- 117.47 \* minor
- 115.73 \* minor
- 114.07 \* minor
- 111.63 \* minor

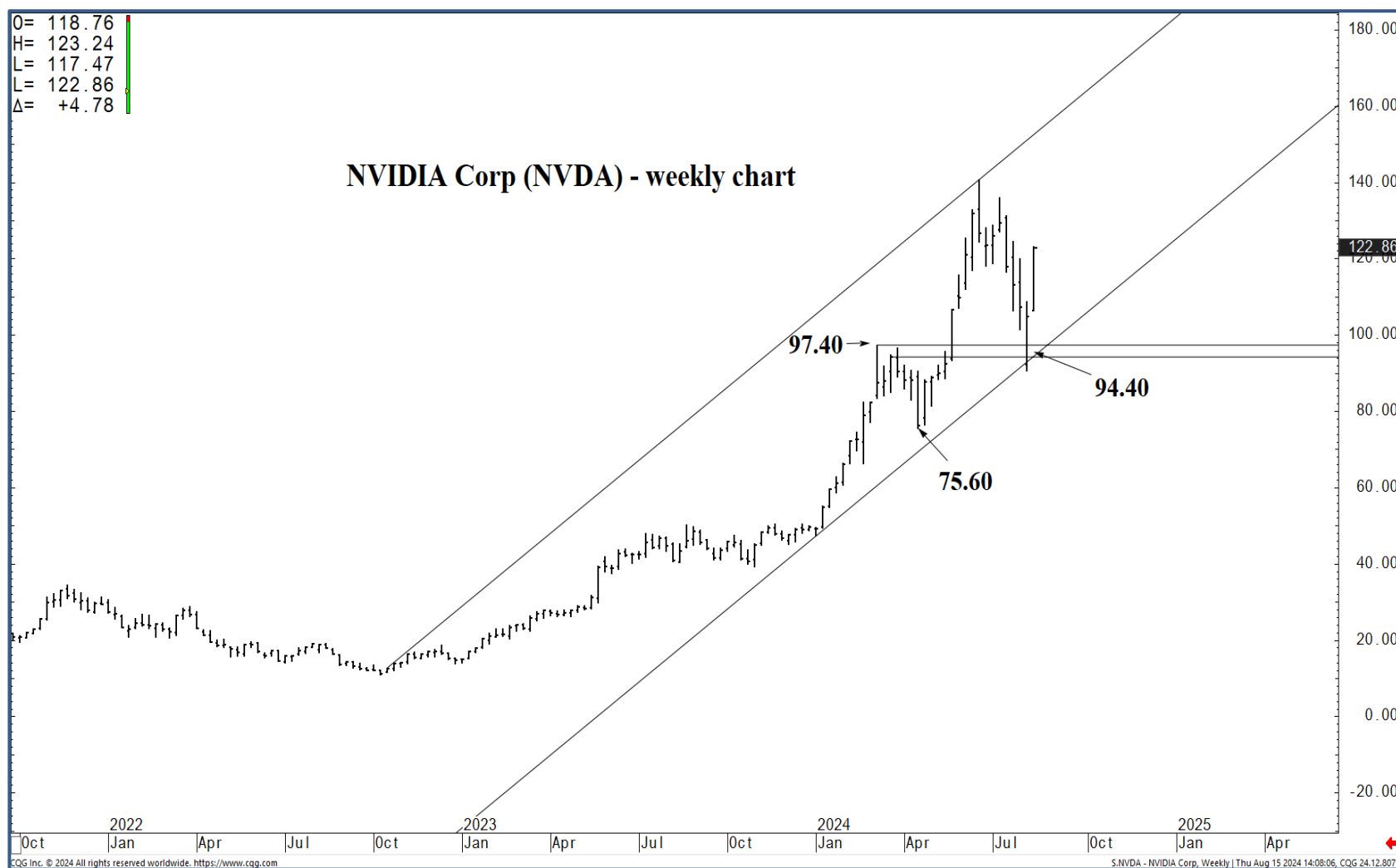
**110.66 \*\*\* weekly containment DP**

- 109.82 \* minor
- 106.97 \* minor
- 103.50 \* minor
- 100.45 \* minor

**97.40 \* session containment**

O= 118.76  
H= 123.24  
L= 117.47  
L= 122.86  
Δ= +4.78

### NVIDIA Corp (NVDA) - weekly chart



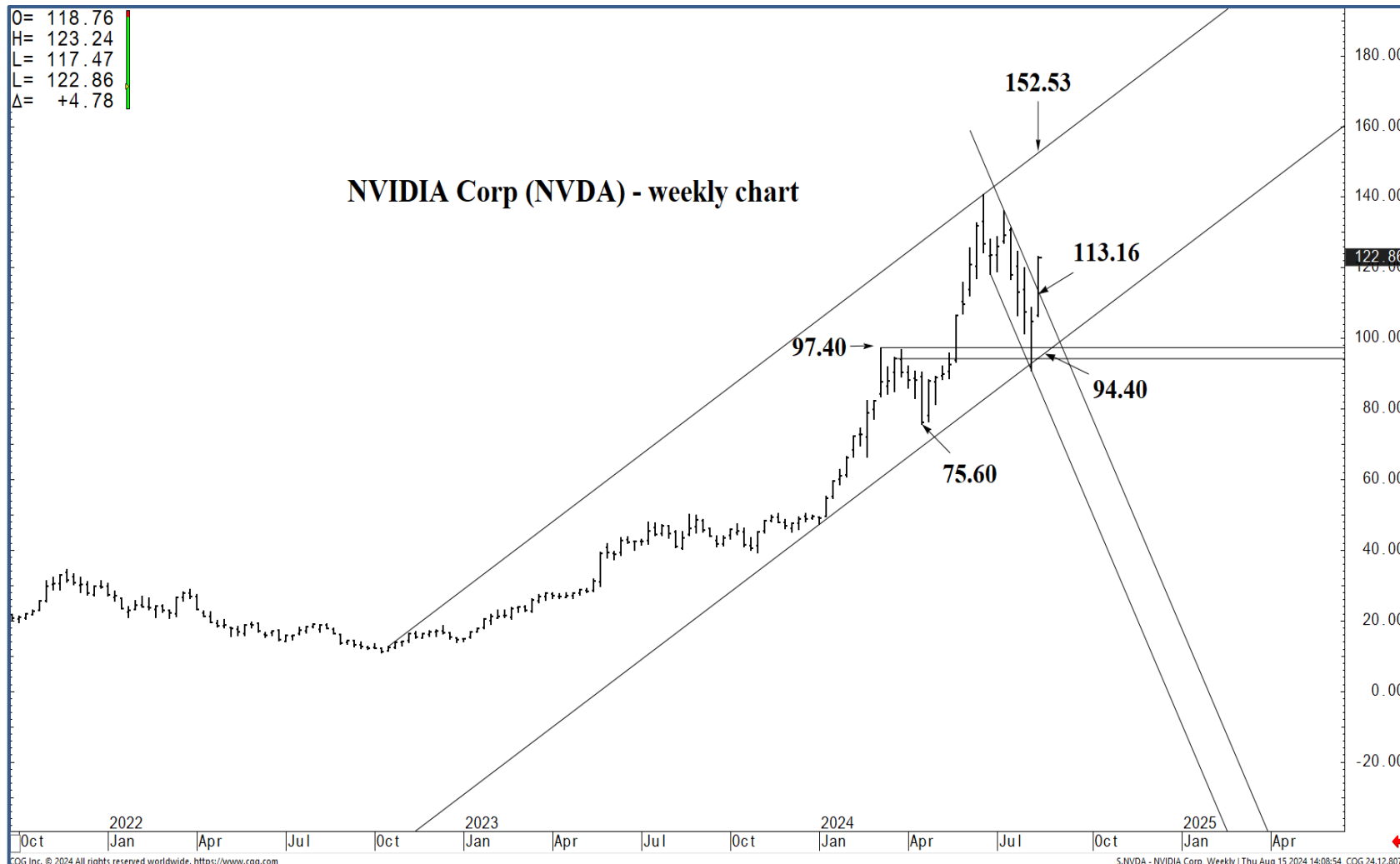
### Support and Resistance

- 135.58 \* session containment**
- 133.82 \* minor
- 131.92 \* minor
- 129.04 \* minor
- 128.20 \* minor
- 127.05 \* minor
- 125.68 \* session containment**
- 124.69 \* minor
- 122.78 \* minor
- 121.63 \* intra-day containment
- 120.16 \* minor
- 119.19 \*\*\* wkly containment UP**
- 117.47 \* minor
- 115.73 \* minor
- 114.07 \* minor
- 111.63 \* minor
- 110.66 \*\*\* weekly containment DP**
- 109.82 \* minor
- 106.97 \* minor
- 103.50 \* minor
- 100.45 \* minor
- 97.40 \* session containment**



O= 118.76  
 H= 123.24  
 L= 117.47  
 L= 122.86  
 Δ= +4.78

### NVIDIA Corp (NVDA) - weekly chart



### Support and Resistance

- 135.58 \* session containment**
- 133.82 \* minor
- 131.92 \* minor
- 129.04 \* minor
- 128.20 \* minor
- 127.05 \* minor
- 125.68 \* session containment**
- 124.69 \* minor
- 122.78 \* minor
- 121.63 \* intra-day containment
- 120.16 \* minor
- 119.19 \*\*\* wkly containment UP**
- 117.47 \* minor
- 115.73 \* minor
- 114.07 \* minor
- 111.63 \* minor
- 110.66 \*\*\* weekly containment DP**
- 109.82 \* minor
- 106.97 \* minor
- 103.50 \* minor
- 100.45 \* minor
- 97.40 \* session containment**



O= 118.76  
H= 123.24  
L= 117.47  
C= 122.86  
Δ= +4.78

## NVIDIA (NVDA) - daily bar chart

97.40 Mar 2024

119.19

110.66

86.04

170.00  
160.00  
150.00  
140.00  
130.00  
120.00  
110.00  
100.00  
90.00  
80.00  
70.00  
60.00  
50.00  
40.00

### Support and Resistance

**135.58 \* session containment**

- 133.82 \* minor
- 131.92 \* minor
- 129.04 \* minor
- 128.20 \* minor
- 127.05 \* minor

**125.68 \* session containment**

- 124.69 \* minor
- 122.86 \* minor
- 121.63 \* intra-day containment
- 120.16 \* minor

**119.19 \*\*\* wklly containment UP**

- 117.47 \* minor
- 115.73 \* minor
- 114.07 \* minor
- 111.63 \* minor

**110.66 \*\*\* weekly containment DP**

- 109.82 \* minor
- 106.97 \* minor
- 103.50 \* minor
- 100.45 \* minor

**97.40 \* session containment**

Mar 12 20 26 01 11 18 25 01 08 15 22 01 06 13 20 28 03 10 17 24 01 08 15 22 29 01 12 19 26 02 09 16

CGI Inc. © 2024 All rights reserved worldwide. <https://www.cqi.com>

S.NVDA - NVIDIA Corp, Daily | Thu Aug 15 2024 14:11:52, CQG 24.12.8079



WICKED STOCKS

O= 118.76  
 H= 123.24  
 L= 117.47  
 C= 122.86  
 Δ= +4.78

# NVIDIA (NVDA) - daily bar chart



## Support and Resistance

- 135.58 \* session containment**
- 133.82 \* minor
- 131.92 \* minor
- 129.04 \* minor
- 128.20 \* minor
- 127.05 \* minor
- 125.68 \* session containment**
- 124.69 \* minor
- 122.78 \* minor
- 121.63 \* intra-day containment
- 120.16 \* minor
- 119.19 \*\*\* wkly containment UP**
- 117.47 \* minor
- 115.73 \* minor
- 114.07 \* minor
- 111.63 \* minor
- 110.66 \*\*\* weekly containment DP**
- 109.82 \* minor
- 106.97 \* minor
- 103.50 \* minor
- 100.45 \* minor
- 97.40 \* session containment**



O= 118.76  
 H= 123.24  
 L= 117.47  
 C= 122.86  
 Δ= +4.78

## NVIDIA (NVDA) - daily bar chart



### Support and Resistance

- 135.58** \* session containment
- 133.82 \* minor
- 131.92 \* minor
- 129.04 \* minor
- 128.20 \* minor
- 127.05 \* minor
- 125.68** \* session containment
- 124.69 \* minor
- 122.78 \* minor
- 121.63 \* intra-day containment
- 120.16 \* minor
- 119.19** \*\*\* wkly containment UP
- 117.47 \* minor
- 115.73 \* minor
- 114.07 \* minor
- 111.63 \* minor
- 110.66** \*\*\* weekly containment DP
- 109.82 \* minor
- 106.97 \* minor
- 103.50 \* minor
- 100.45 \* minor
- 97.40** \* session containment





O= 118.76  
H= 123.24  
L= 117.47  
L= 122.86  
Δ= +4.78

### Support and Resistance

- 135.58 \* session containment**
- 133.82 \* minor
- 131.92 \* minor
- 129.04 \* minor
- 128.20 \* minor
- 127.05 \* minor
- 125.68 \* session containment**
- 122.86 \* minor
- 122.78 \* minor
- 121.63 \* intra-day containment
- 120.16 \* minor
- 119.19 \*\*\* wkly containment UP**
- 117.47 \* minor
- 115.73 \* minor
- 114.07 \* minor
- 111.63 \* minor
- 110.66 \*\*\* weekly containment DP**
- 109.82 \* minor
- 106.97 \* minor
- 103.50 \* minor
- 100.45 \* minor
- 97.40 \* session containment**



O= 118.76  
 H= 123.24  
 L= 117.47  
 L= 122.86  
 Δ= +4.78

**NVIDIA (NVDA) - daily bar chart**



**Support and Resistance**

- 135.58 \* session containment**
- 133.82 \* minor
- 131.92 \* minor
- 129.04 \* minor
- 128.20 \* minor
- 127.05 \* minor
- 125.68 \* session containment**
- 124.69 \* minor
- 122.78 \* minor
- 121.63 \* intra-day containment
- 120.16 \* minor
- 119.19 \*\*\* wkly containment UP**
- 117.47 \* minor
- 115.73 \* minor
- 114.07 \* minor
- 111.63 \* minor
- 110.66 \*\*\* weekly containment DP**
- 109.82 \* minor
- 106.97 \* minor
- 103.50 \* minor
- 100.45 \* minor
- 97.40 \* session containment**





O= 118.76  
 H= 123.24  
 L= 117.47  
 L= 122.86  
 Δ= +4.78

### NVIDIA (NVDA) - daily bar chart



### Support and Resistance

- 135.58 \* session containment**
- 133.82 \* minor
- 131.92 \* minor
- 129.04 \* minor
- 128.20 \* minor
- 127.05 \* minor
- 125.68 \* session containment**
- 124.69 \* minor
- 122.86 \* minor
- 121.63 \* intra-day containment
- 120.16 \* minor
- 119.19 \*\*\* wkly containment UP**
- 117.47 \* minor
- 115.73 \* minor
- 114.07 \* minor
- 111.63 \* minor
- 110.66 \*\*\* weekly containment DP**
- 109.82 \* minor
- 106.97 \* minor
- 103.50 \* minor
- 100.45 \* minor
- 97.40 \* session containment**

Mar 12 20 26 01 11 18 25 01 08 15 22 01 06 13 20 28 03 10 17 24 01 08 15 22 29 01 12 19 26 02 09 16

S.NVDA - NVIDIA Corp, Daily | Thu Aug 15 2024 14:14:04, CQG 24-12-8078

