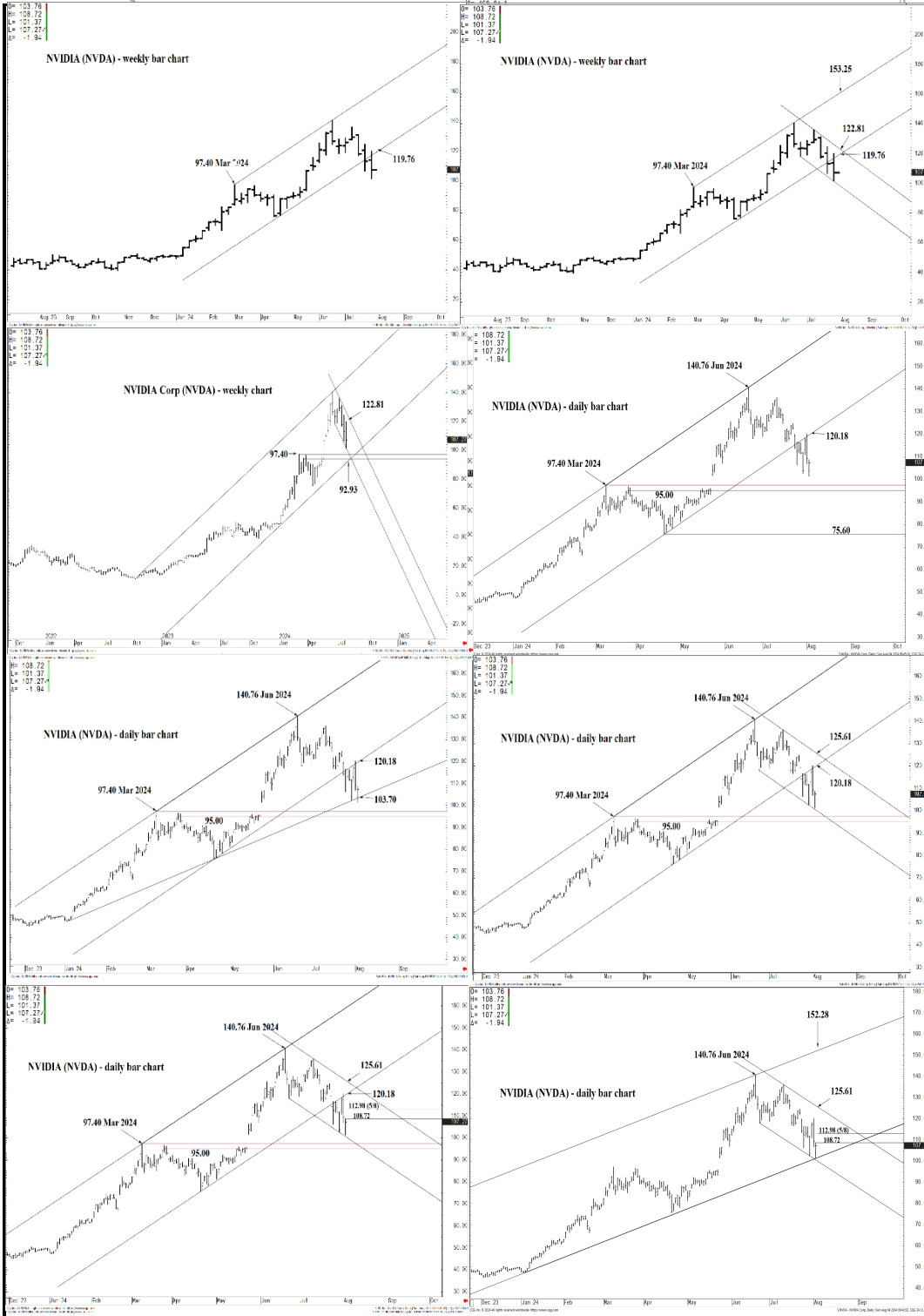




WICKED STOCKS

DIRECTIONAL CLARITY FOR THE ACTIVE INVESTOR

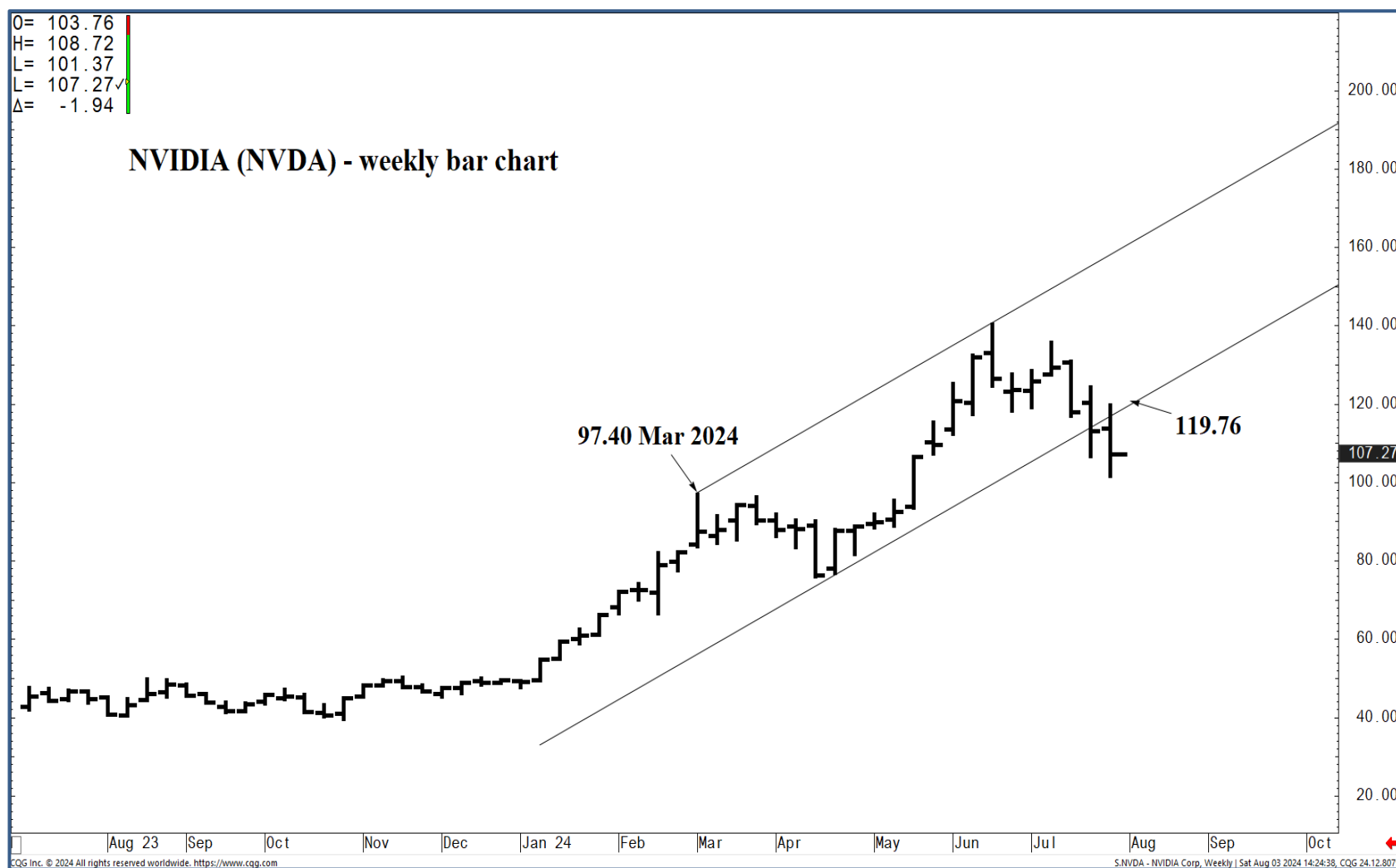


Support and Resistance

- 125.61 *** weekly containment**
- 124.69 * minor
- 122.81 * intra-day containment
- 121.65 * minor
- 120.18 *** weekly containment**
- 118.35 * minor
- 116.42 * minor
- 113.61 * minor
- 112.98 * session containment**
- 110.77 * minor
- 108.72 * intra-day containment
- 106.30 * minor
- 104.55 * minor
- 103.70 * session containment**
- 101.52 * minor
- 99.35 * minor
- 98.40 * minor
- 97.40 *** weekly containment**
- 95.00 *** weekly containment**

O= 103.76
 H= 108.72
 L= 101.37
 L= 107.27 ✓
 Δ= -1.94

NVIDIA (NVDA) - weekly bar chart



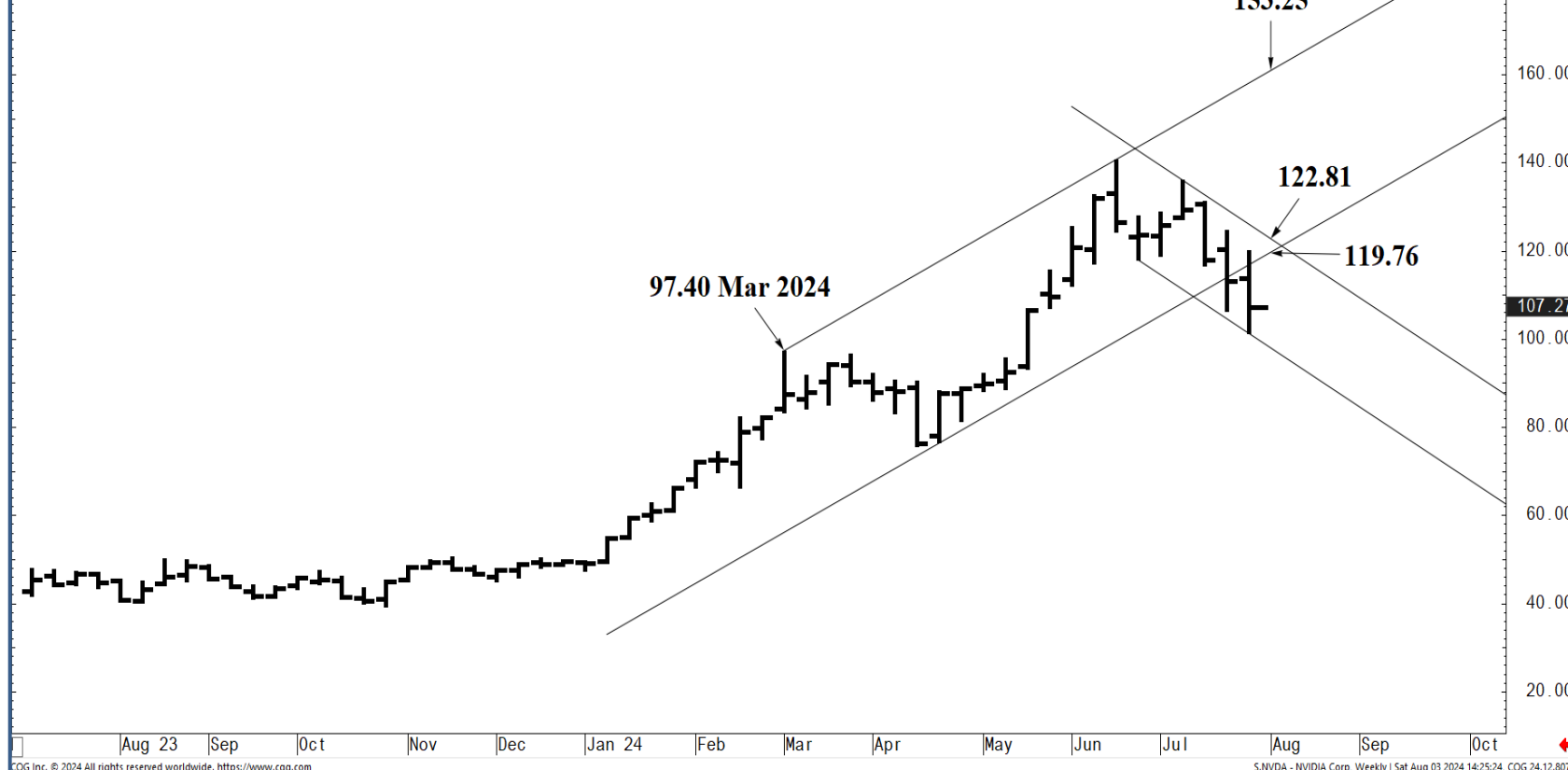
Support and Resistance

- 125.61 *** weekly containment**
- 124.69 * minor
- 122.81 * intra-day containment
- 121.65 * minor
- 120.18 *** weekly containment**
- 118.35 * minor
- 116.42 * minor
- 113.61 * minor
- 112.98 * session containment**
- 110.77 * minor
- 108.72 * intra-day containment
- 106.30 * minor
- 104.55 * minor
- 103.70 * session containment**
- 101.52 * minor
- 99.35 * minor
- 98.40 * minor
- 97.40 *** weekly containment**
- 95.00 *** weekly containment**



O= 103.76
 H= 108.72
 L= 101.37
 L= 107.27 ✓
 Δ= -1.94

NVIDIA (NVDA) - weekly bar chart



Support and Resistance

- 125.61 *** weekly containment**
- 124.69 * minor
- 122.81 * intra-day containment
- 121.65 * minor

- 120.18 *** weekly containment**
- 118.35 * minor
- 116.42 * minor
- 113.61 * minor

- 112.98 * session containment**
- 110.77 * minor
- 108.72 * intra-day containment
- 106.30 * minor
- 104.55 * minor

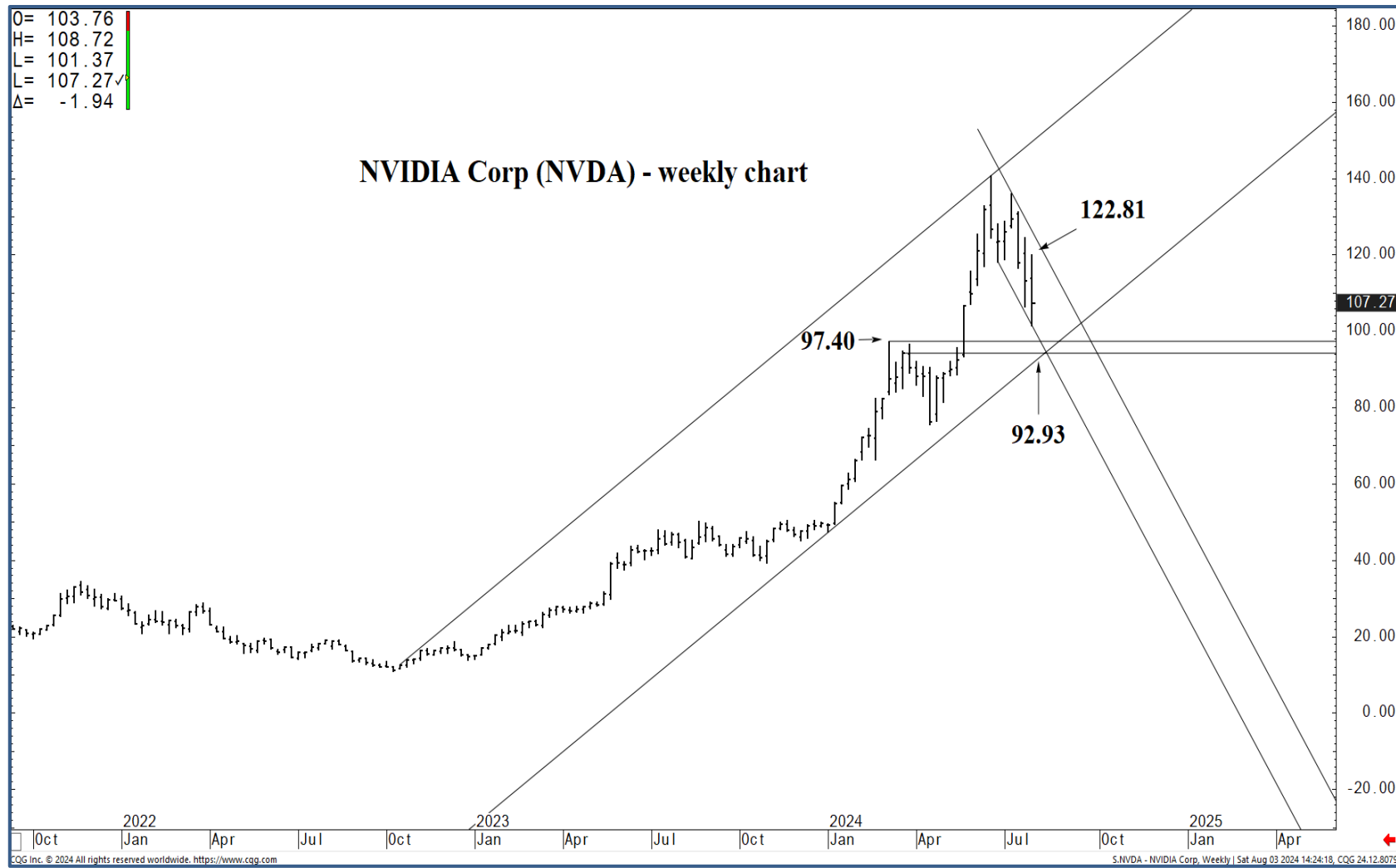
- 103.70 * session containment**
- 101.52 * minor
- 99.35 * minor
- 98.40 * minor

- 97.40 *** weekly containment**
- 95.00 *** weekly containment**



O= 103.76
H= 108.72
L= 101.37
L= 107.27 ✓
Δ= -1.94

NVIDIA Corp (NVDA) - weekly chart



Support and Resistance

- 125.61 *** weekly containment**
- 124.69 * minor
- 122.81 * intra-day containment
- 121.65 * minor
- 120.18 *** weekly containment**
- 118.35 * minor
- 116.42 * minor
- 113.61 * minor
- 112.98 * session containment**
- 110.77 * minor
- 108.72 * intra-day containment
- 106.30 * minor
- 104.55 * minor
- 103.70 * session containment**
- 101.52 * minor
- 99.35 * minor
- 98.40 * minor
- 97.40 *** weekly containment**
- 95.00 *** weekly containment**



O= 103.76
 H= 108.72
 L= 101.37
 L= 107.27 ✓
 Δ= -1.94

NVIDIA (NVDA) - daily bar chart



Support and Resistance

- 125.61 *** weekly containment**
- 124.69 * minor
- 122.81 * intra-day containment
- 121.65 * minor
- 120.18 *** weekly containment**
- 118.35 * minor
- 116.42 * minor
- 113.61 * minor
- 112.98 * session containment**
- 110.77 * minor
- 108.72 * intra-day containment
- 106.30 * minor
- 104.55 * minor
- 103.70 * session containment**
- 101.52 * minor
- 99.35 * minor
- 98.40 * minor
- 97.40 *** weekly containment**
- 95.00 *** weekly containment**

CGG Inc. © 2024 All rights reserved worldwide. <https://www.cgg.com>

S.NVDA - NVIDIA Corp, Daily | Sun Aug 04 2024 09:45:10, CQG 24.12.8075



O= 103.76
 H= 108.72
 L= 101.37
 L= 107.27✓
 Δ= -1.94

NVIDIA (NVDA) - daily bar chart



Support and Resistance

- 125.61 *** weekly containment**
- 124.69 * minor
- 122.81 * intra-day containment
- 121.65 * minor

- 120.18 *** weekly containment**
- 118.35 * minor
- 116.42 * minor
- 113.61 * minor

- 112.98 * session containment**
- 110.77 * minor
- 108.72 * intra-day containment
- 106.30 * minor
- 104.55 * minor

- 103.70 * session containment**
- 101.52 * minor
- 99.35 * minor
- 98.40 * minor

- 97.40 *** weekly containment**
- 95.00 *** weekly containment**

Dec 23 | Jan 24 | Feb | Mar | Apr | May | Jun | Jul | Aug | Sep

CGG Inc. © 2024 All rights reserved worldwide. <https://www.cgg.com>

S.NVDA - NVIDIA Corp, Daily | Sat Aug 03 2024 14:23:07, CQG 24.12.8079



O= 103.76
 H= 108.72
 L= 101.37
 L= 107.27 ✓
 Δ= -1.94

NVIDIA (NVDA) - daily bar chart

140.76 Jun 2024

97.40 Mar 2024

95.00

125.61

120.18

160.00
 150.00
 140.00
 130.00
 120.00
 110.00
 107.27
 100.00
 90.00
 80.00
 70.00
 60.00
 50.00
 40.00
 30.00

Support and Resistance

125.61 * weekly containment**

124.69 * minor
 122.81 * intra-day containment
 121.65 * minor

120.18 * weekly containment**

118.35 * minor
 116.42 * minor
 113.61 * minor

112.98 * session containment

110.77 * minor
 108.72 * intra-day containment
 106.30 * minor
 104.55 * minor

103.70 * session containment

101.52 * minor
 99.35 * minor
 98.40 * minor

97.40 * weekly containment**

95.00 * weekly containment**

Dec 23 | Jan 24 | Feb | Mar | Apr | May | Jun | Jul | Aug | Sep | Oct



O= 103.76
 H= 108.72
 L= 101.37
 L= 107.27✓
 Δ= -1.94

NVIDIA (NVDA) - daily bar chart



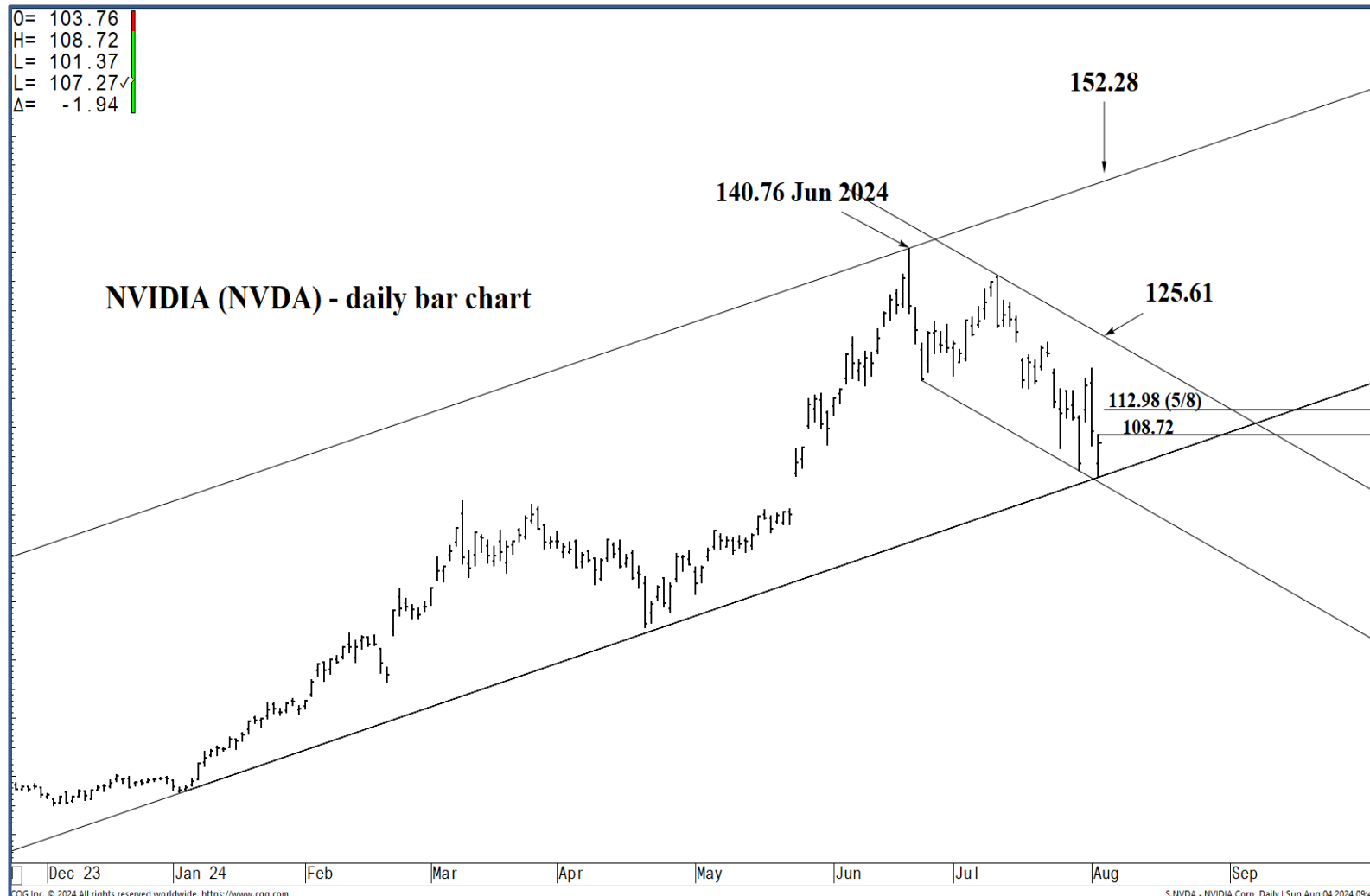
Support and Resistance

- 125.61 *** weekly containment**
- 124.69 * minor
- 122.81 * intra-day containment
- 121.65 * minor
- 120.18 *** weekly containment**
- 118.35 * minor
- 116.42 * minor
- 113.61 * minor
- 112.98 * session containment**
- 110.77 * minor
- 108.72 * intra-day containment
- 106.30 * minor
- 104.55 * minor
- 103.70 * session containment**
- 101.52 * minor
- 99.35 * minor
- 98.40 * minor
- 97.40 *** weekly containment**
- 95.00 *** weekly containment**



O= 103.76
 H= 108.72
 L= 101.37
 C= 107.27
 Δ= -1.94

NVIDIA (NVDA) - daily bar chart



180.00
 170.00
 160.00
 150.00
 140.00
 130.00
 120.00
 110.00
 107.27
 100.00
 90.00
 80.00
 70.00
 60.00
 50.00
 40.00

Support and Resistance

- 125.61 *** weekly containment**
- 124.69 * minor
- 122.81 * intra-day containment
- 121.65 * minor
- 120.18 *** weekly containment**
- 118.35 * minor
- 116.42 * minor
- 113.61 * minor
- 112.98 * session containment**
- 110.77 * minor
- 108.72 * intra-day containment
- 106.30 * minor
- 104.55 * minor
- 103.70 * session containment**
- 101.52 * minor
- 99.35 * minor
- 98.40 * minor
- 97.40 *** weekly containment**
- 95.00 *** weekly containment**

