



WICKED STOCKS

DIRECTIONAL CLARITY FOR THE ACTIVE INVESTOR



Support and Resistance

234.84 *** weekly containment

230.93 * minor

227.48 * session containment

225.40 * minor

222.05 * minor

219.05 * intra-day containment

217.80 * minor

215.00 * minor

212.06 * (1% above 209.96)

209.96 **** multi-wk contain UP

207.65 * minor

205.60 * minor

203.20 * minor

200.11 * minor

198.16 * session containment

195.26 * minor

192.08 * intra-day containment

187.44 * minor

181.08 * minor

176.40 * minor

172.09 **** multi-wk contain DP

O= 201.02
 H= 213.23
 L= 200.85
 L= 209.86
 Δ= +11.98

Tesla, Inc (TSLA) - weekly bar chart



Support and Resistance

- 234.84 *** weekly containment**
- 230.93 * minor
- 227.48 * session containment**
- 225.40 * minor
- 222.05 * minor
- 219.05 * intra-day containment
- 217.80 * minor
- 215.00 * minor
- 212.06 * (1% above 209.96)
- 209.96 ***** multi-wk contain UP**
- 207.65 * minor
- 205.60 * minor
- 203.20 * minor
- 200.11 * minor
- 198.16 * session containment**
- 195.26 * minor
- 192.08 * intra-day containment
- 187.44 * minor
- 181.08 * minor
- 176.40 * minor
- 172.09 ***** multi-wk contain DP**

CGG Inc. © 2024 All rights reserved worldwide. <http://www.cgg.com>

S:TSLA - Tesla Inc., Weekly | Mon Jul 01 2024 14:07:34, CGG 23.12.8032



O= 201.02
 H= 213.23
 L= 200.85
 L= 209.86
 Δ= +11.98

Tesla, Inc (TSLA) - weekly bar chart



Support and Resistance

- 234.84** *** weekly containment
- 230.93 * minor
- 227.48** * session containment
- 225.40 * minor
- 222.05 * minor
- 219.05 * intra-day containment
- 217.80 * minor
- 215.00 * minor
- 212.06 * (1% above 209.96)
- 209.96** **** multi-wk contain UP
- 207.65 * minor
- 205.60 * minor
- 203.20 * minor
- 200.11 * minor
- 198.16** * session containment
- 195.26 * minor
- 192.08 * intra-day containment
- 187.44 * minor
- 181.08 * minor
- 176.40 * minor
- 172.09** **** multi-wk contain DP

2020 Jan Apr Jul Oct 2021 Jan Apr Jul Oct 2022 Jan Apr Jul Oct 2023 Jan Apr Jul Oct 2024 Jan Apr Jul Oct 2025 Jan Apr

COG Inc. © 2024 All rights reserved worldwide. <http://www.cog.com>

S:TSLA - Tesla Inc., Weekly | Mon Jul 01 2024 14:07:46, COG 23.12.8033



O= 201.02
H= 213.23
L= 200.85
L= 209.86
Δ= +11.98

Tesla Inc. (TSLA) - weekly bar chart



Support and Resistance

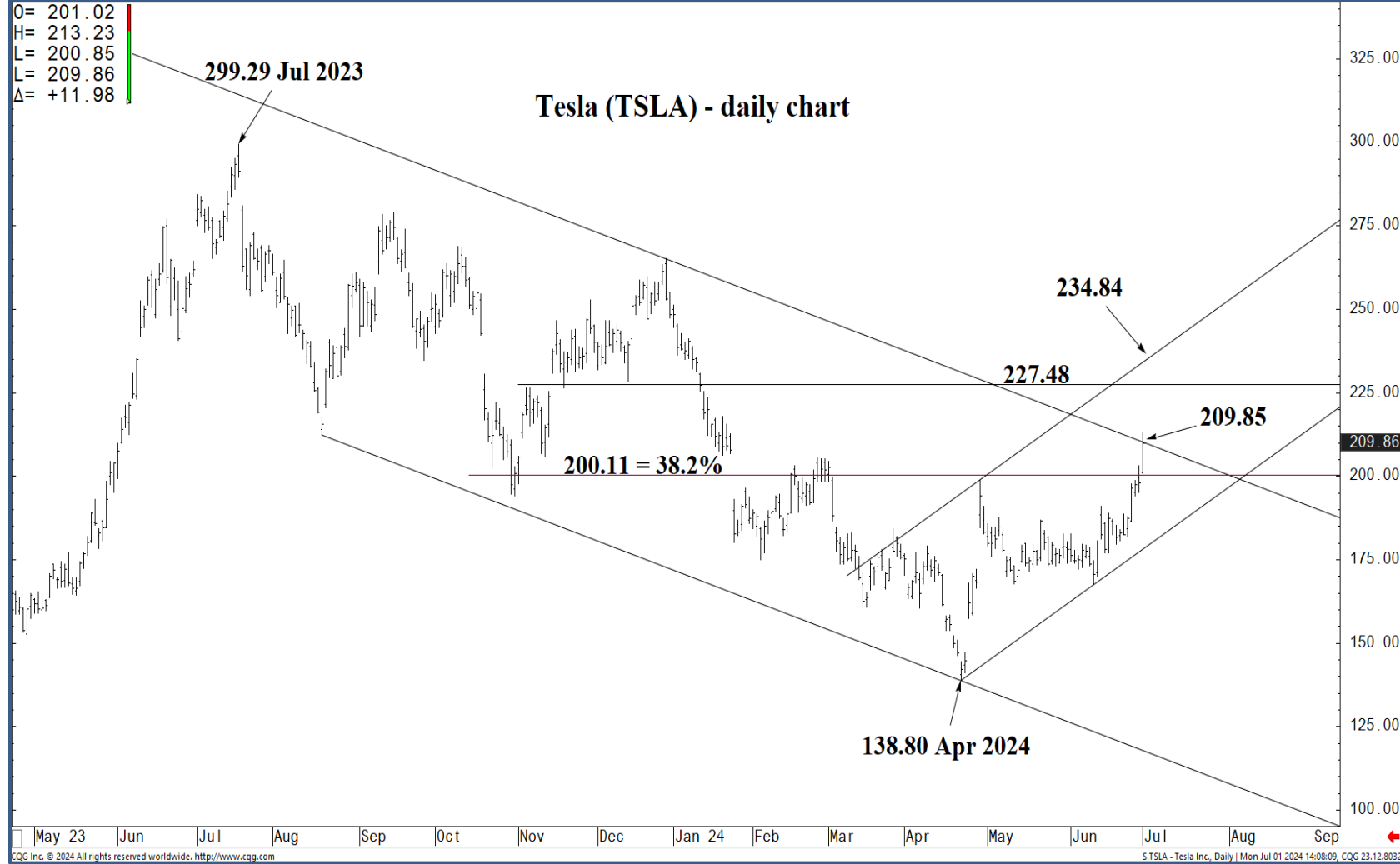
- 234.84 *** weekly containment**
- 230.93 * minor
- 227.48 * session containment**
- 225.40 * minor
- 222.05 * minor
- 219.05 * intra-day containment
- 217.80 * minor
- 215.00 * minor
- 212.06 * (1% above 209.96)
- 209.96 ***** multi-wk contain UP**
- 207.65 * minor
- 205.60 * minor
- 203.20 * minor
- 200.11 * minor
- 198.16 * session containment**
- 195.26 * minor
- 192.08 * intra-day containment
- 187.44 * minor
- 181.08 * minor
- 176.40 * minor
- 172.09 ***** multi-wk contain DP**



O= 201.02
 H= 213.23
 L= 200.85
 L= 209.86
 Δ= +11.98

299.29 Jul 2023

Tesla (TSLA) - daily chart



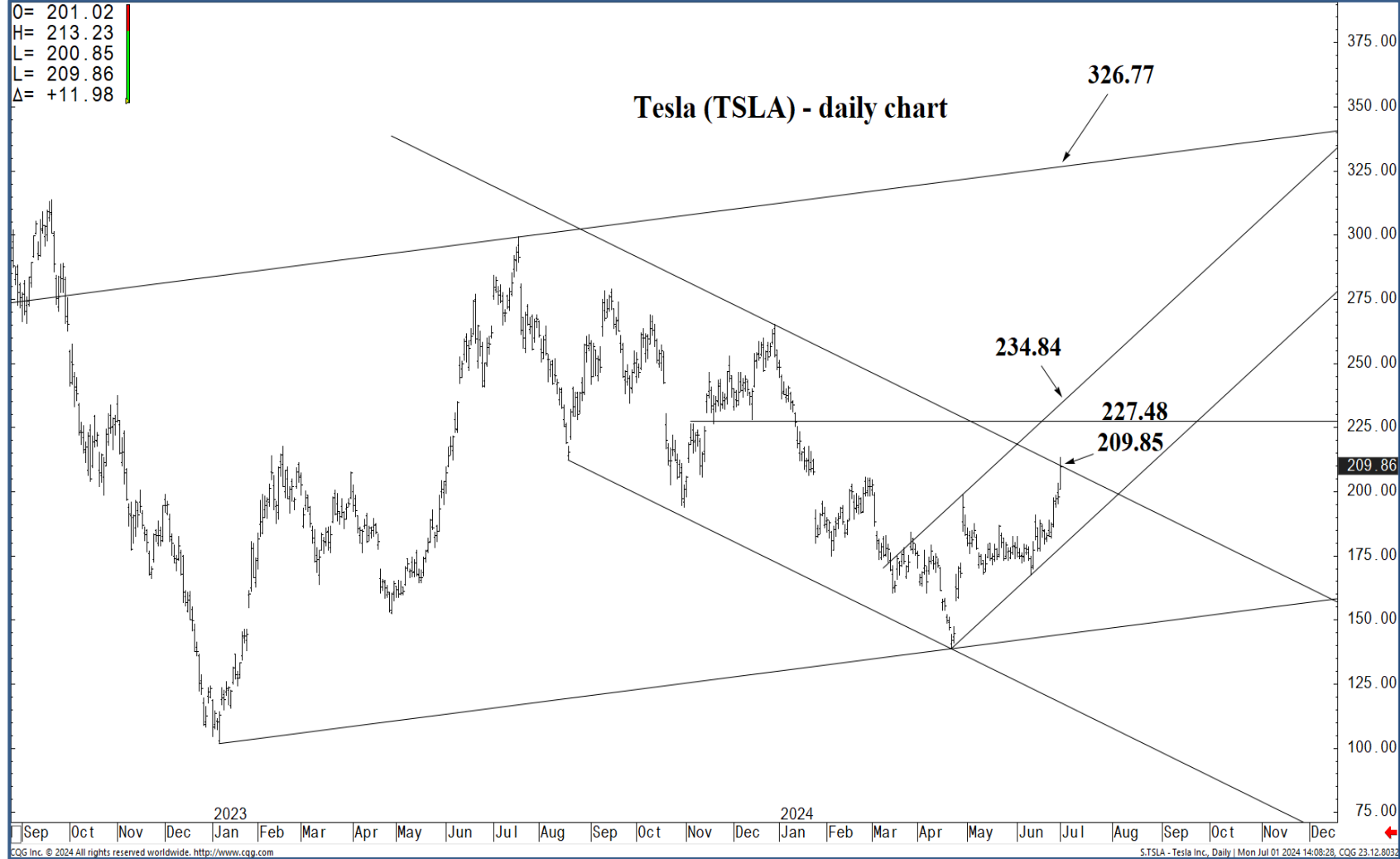
Support and Resistance

- 234.84** *** weekly containment
- 230.93 * minor
- 227.48** * session containment
- 225.40 * minor
- 222.05 * minor
- 219.05 * intra-day containment
- 217.80 * minor
- 215.00 * minor
- 212.06 * (1% above 209.96)
- 209.96** **** multi-wk contain UP
- 207.65 * minor
- 205.60 * minor
- 203.20 * minor
- 200.11 * minor
- 198.16** * session containment
- 195.26 * minor
- 192.08 * intra-day containment
- 187.44 * minor
- 181.08 * minor
- 176.40 * minor
- 172.09** **** multi-wk contain DP



O= 201.02
 H= 213.23
 L= 200.85
 L= 209.86
 Δ= +11.98

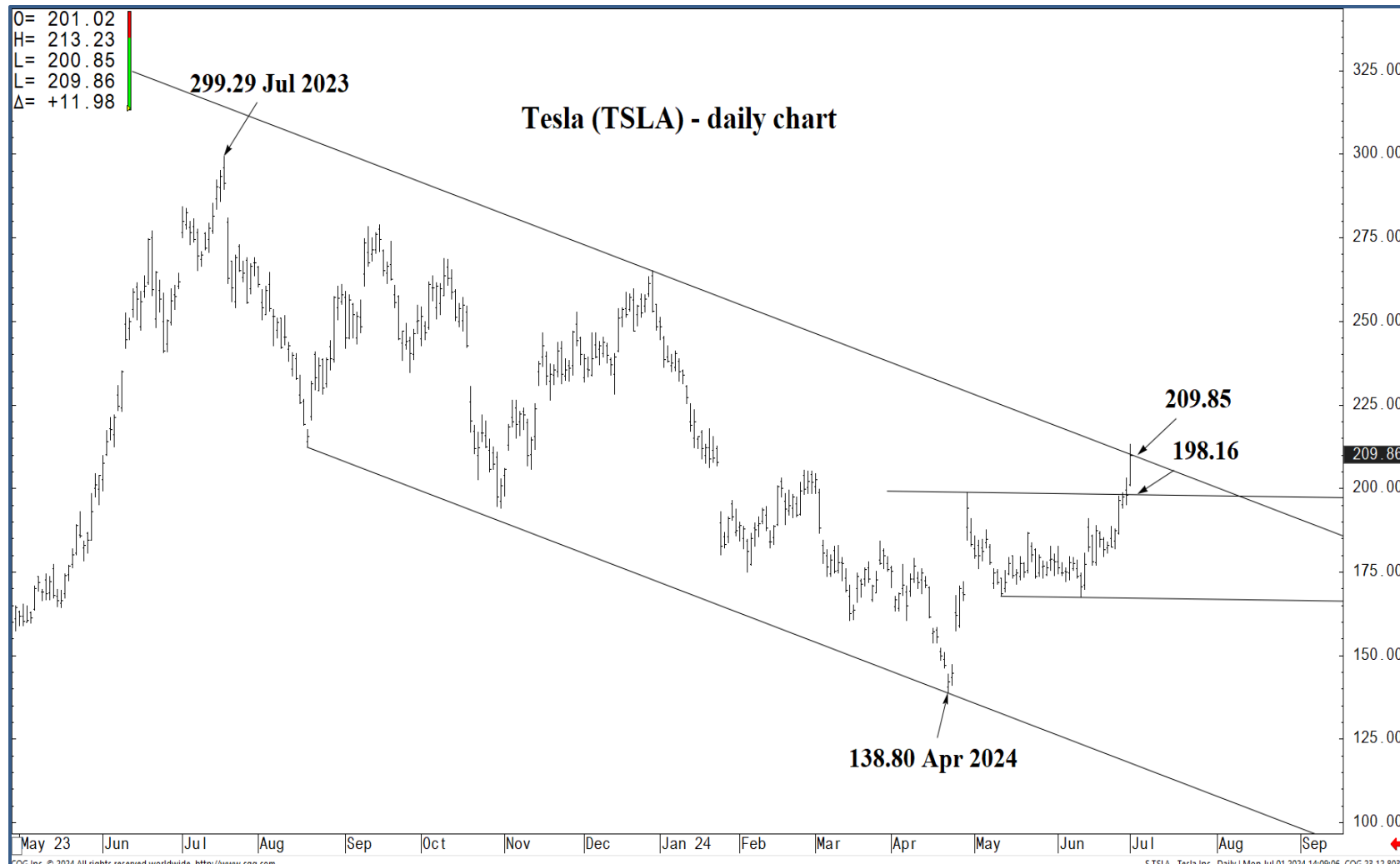
Tesla (TSLA) - daily chart



Support and Resistance

- 234.84** *** weekly containment
- 230.93 * minor
- 227.48** * session containment
- 225.40 * minor
- 222.05 * minor
- 219.05 * intra-day containment
- 217.80 * minor
- 215.00 * minor
- 212.06 * (1% above 209.96)
- 209.96** **** multi-wk contain UP
- 207.65 * minor
- 205.60 * minor
- 203.20 * minor
- 200.11 * minor
- 198.16** * session containment
- 195.26 * minor
- 192.08 * intra-day containment
- 187.44 * minor
- 181.08 * minor
- 176.40 * minor
- 172.09** **** multi-wk contain DP





Support and Resistance

234.84 ***	weekly containment
230.93 *	minor
227.48 *	session containment
225.40 *	minor
222.05 *	minor
219.05 *	intra-day containment
217.80 *	minor
215.00 *	minor
212.06 *	(1% above 209.96)
209.96 ****	multi-wk contain UP
207.65 *	minor
205.60 *	minor
203.20 *	minor
200.11 *	minor
198.16 *	session containment
195.26 *	minor
192.08 *	intra-day containment
187.44 *	minor
181.08 *	minor
176.40 *	minor
172.09 ****	multi-wk contain DP



O= 201.02
H= 213.23
L= 200.85
L= 209.86
Δ= +11.98

299.29 Jul 2023

Tesla (TSLA) - daily chart

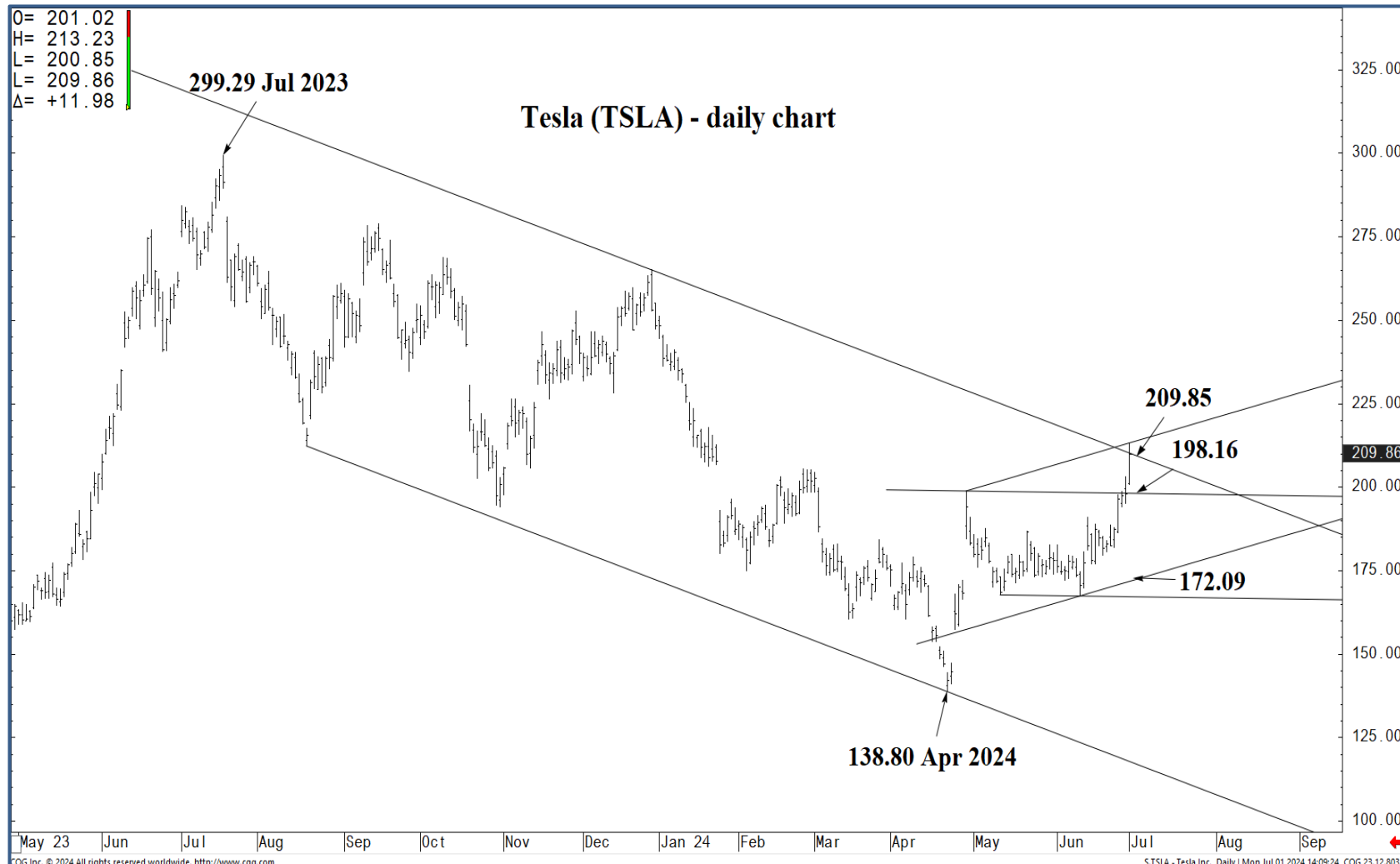


Support and Resistance

- 234.84 *** weekly containment**
- 230.93 * minor
- 227.48 * session containment**
- 225.40 * minor
- 222.05 * minor
- 219.05 * intra-day containment
- 217.80 * minor
- 215.00 * minor
- 212.06 * (1% above 209.96)
- 209.96 **** multi-wk contain UP**
- 207.65 * minor
- 205.60 * minor
- 203.20 * minor
- 200.11 * minor
- 198.16 * session containment**
- 195.26 * minor
- 192.08 * intra-day containment
- 187.44 * minor
- 181.08 * minor
- 176.40 * minor
- 172.09 **** multi-wk contain DP**

May 23 | Jun | Jul | Aug | Sep | Oct | Nov | Dec | Jan 24 | Feb | Mar | Apr | May | Jun | Jul | Aug | Sep
COG Inc. © 2024 All rights reserved worldwide. <http://www.cog.com> S:TSLA - Tesla Inc., Daily | Mon Jul 01 2024 14:09:24, COG 23.12.8032





Support and Resistance

234.84 ***	weekly containment
230.93 *	minor
227.48 *	session containment
225.40 *	minor
222.05 *	minor
219.05 *	intra-day containment
217.80 *	minor
215.00 *	minor
212.06 *	(1% above 209.96)
209.96 ****	multi-wk contain UP
207.65 *	minor
205.60 *	minor
203.20 *	minor
200.11 *	minor
198.16 *	session containment
195.26 *	minor
192.08 *	intra-day containment
187.44 *	minor
181.08 *	minor
176.40 *	minor
172.09 ****	multi-wk contain DP

