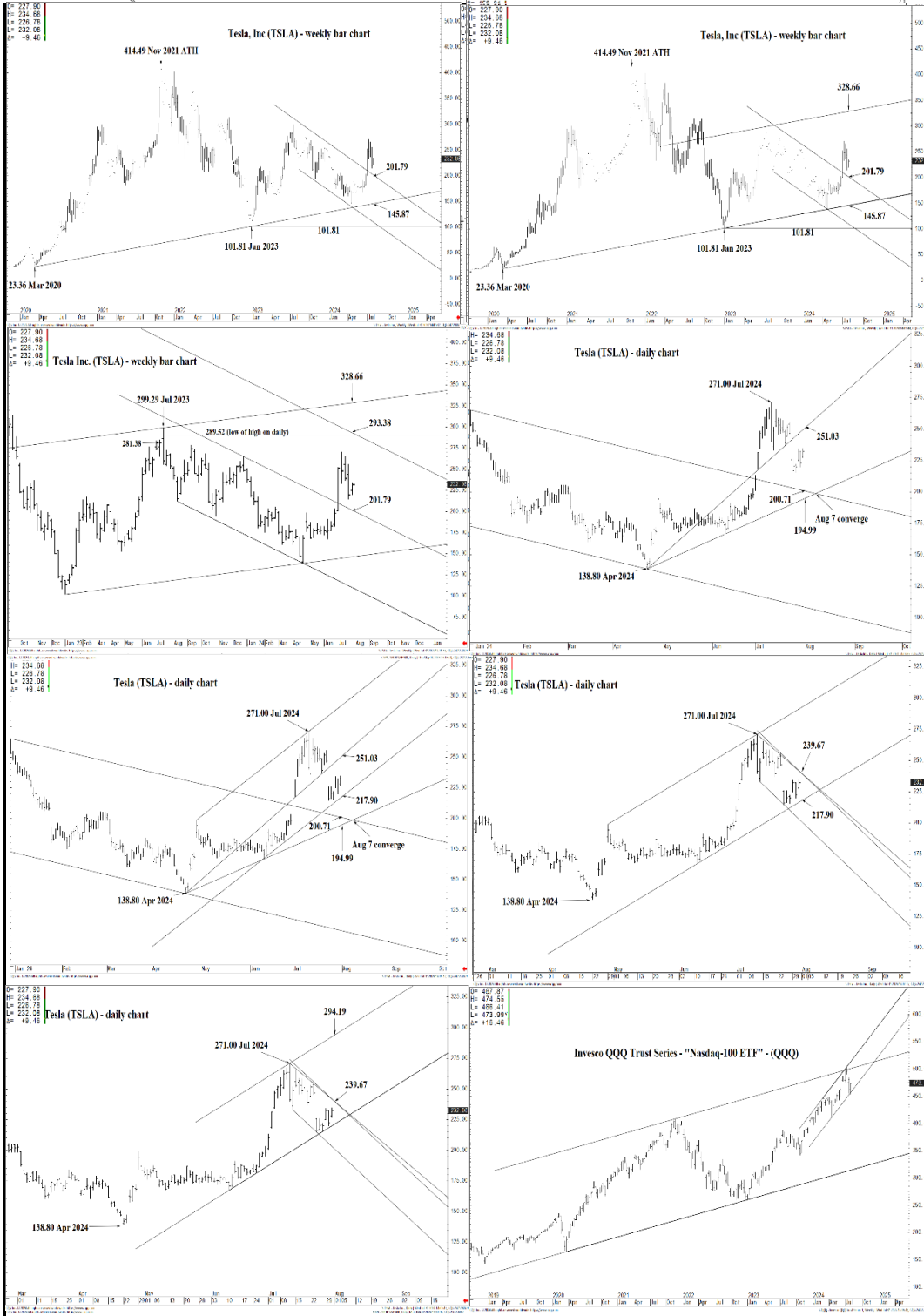




# WICKED STOCKS

DIRECTIONAL CLARITY FOR THE ACTIVE INVESTOR



## Support and Resistance

- 249.50** \* session containment
- 245.63 \* minor
- 242.86 \* minor
- 239.67** \*\*\*\* multi-wk contain UP
- 236.21 \* minor
- 232.10 \* minor
- 229.23 \* minor
- 225.99 \* intra-day containment
- 224.25 \* minor
- 222.34 \* minor
- 219.80 \* minor
- 217.90** \* session containment DP
- 212.57 \* minor
- 209.86 \* minor
- 207.12 \* minor
- 204.90 \* minor
- 200.71** \*\*\*\* multi-week contain
- 198.87 \* minor
- 194.99** \*\*\*\* multi-week contain

O= 227.90  
 H= 234.68  
 L= 226.78  
 L= 232.08  
 Δ= +9.46

### Tesla, Inc (TSLA) - weekly bar chart



### Support and Resistance

- 249.50** \* session containment
- 245.63 \* minor
- 242.86 \* minor
- 239.67** \*\*\*\* multi-wk contain UP
- 236.21 \* minor
- 232.10 \* minor
- 229.23 \* minor
- 225.99 \* intra-day containment
- 224.25 \* minor
- 222.34 \* minor
- 219.80 \* minor
- 217.90** \* session containment DP
- 212.57 \* minor
- 209.86 \* minor
- 207.12 \* minor
- 204.90 \* minor
- 200.71** \*\*\*\* multi-week contain
- 198.87 \* minor
- 194.99** \*\*\*\* multi-week contain

CGG Inc. © 2024 All rights reserved worldwide. <https://www.cgg.com>

S:TSLA - Tesla Inc., Weekly | Wed Jul 31 2024 14:01:32, CGG 24-12-8073



O= 227.90  
 H= 234.68  
 L= 226.78  
 L= 232.08  
 Δ= +9.46

### Tesla, Inc (TSLA) - weekly bar chart



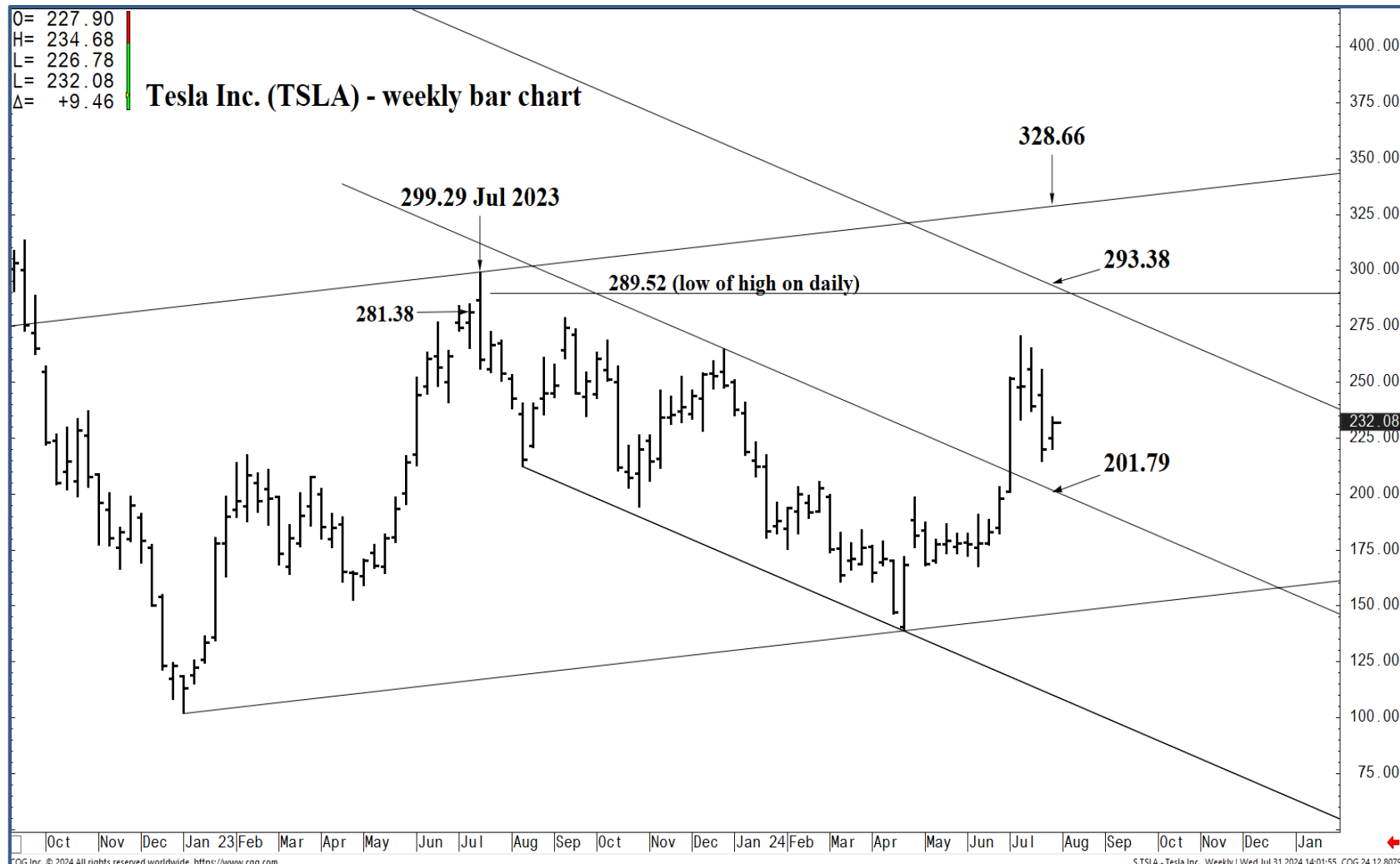
### Support and Resistance

- 249.50** \* session containment
- 245.63 \* minor
- 242.86 \* minor
- 239.67** \*\*\*\* multi-wk contain UP
- 236.21 \* minor
- 232.10 \* minor
- 229.23 \* minor
- 225.99 \* intra-day containment
- 224.25 \* minor
- 222.34 \* minor
- 219.80 \* minor
- 217.90** \* session containment DP
- 212.57 \* minor
- 209.86 \* minor
- 207.12 \* minor
- 204.90 \* minor
- 200.71** \*\*\*\* multi-week contain
- 198.87 \* minor
- 194.99** \*\*\*\* multi-week contain

2020 Jan Apr Jul Oct 2021 Jan Apr Jul Oct 2022 Jan Apr Jul Oct 2023 Jan Apr Jul Oct 2024 Jan Apr Jul Oct 2025 Jan Apr

COG Inc. © 2024 All rights reserved worldwide. <https://www.cog.com> S:TSLA - Tesla Inc., Weekly | Wed Jul 31 2024 14:01:44, COG 24.12.8078





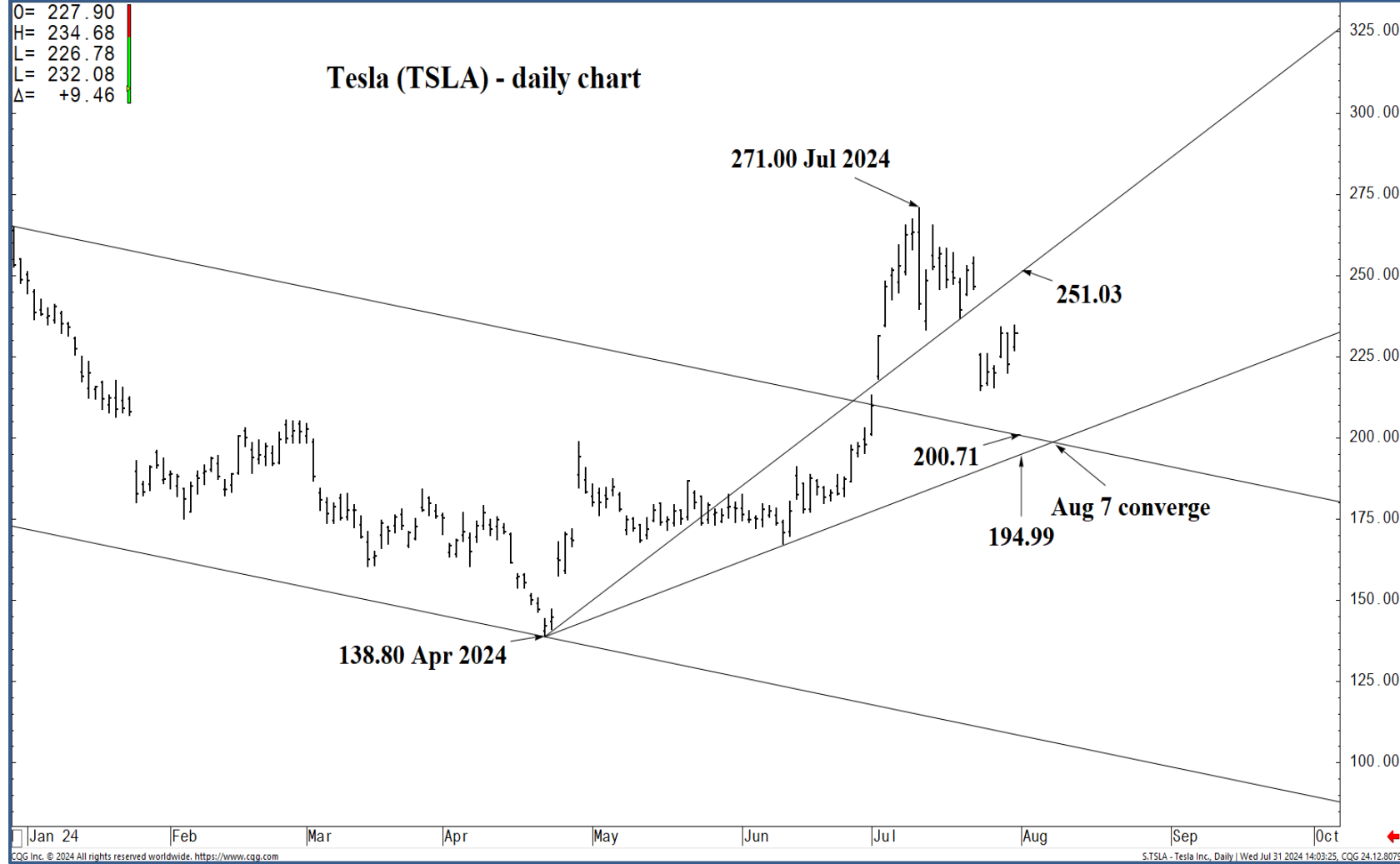
## Support and Resistance

- 249.50** \* session containment
- 245.63 \* minor
- 242.86 \* minor
- 239.67** \*\*\*\* multi-wk contain UP
- 236.21 \* minor
- 232.10 \* minor
- 229.23 \* minor
- 225.99 \* intra-day containment
- 224.25 \* minor
- 222.34 \* minor
- 219.80 \* minor
- 217.90** \* session containment DP
- 212.57 \* minor
- 209.86 \* minor
- 207.12 \* minor
- 204.90 \* minor
- 200.71** \*\*\*\* multi-week contain
- 198.87 \* minor
- 194.99** \*\*\*\* multi-week contain



O= 227.90  
 H= 234.68  
 L= 226.78  
 Δ= +9.46

# Tesla (TSLA) - daily chart



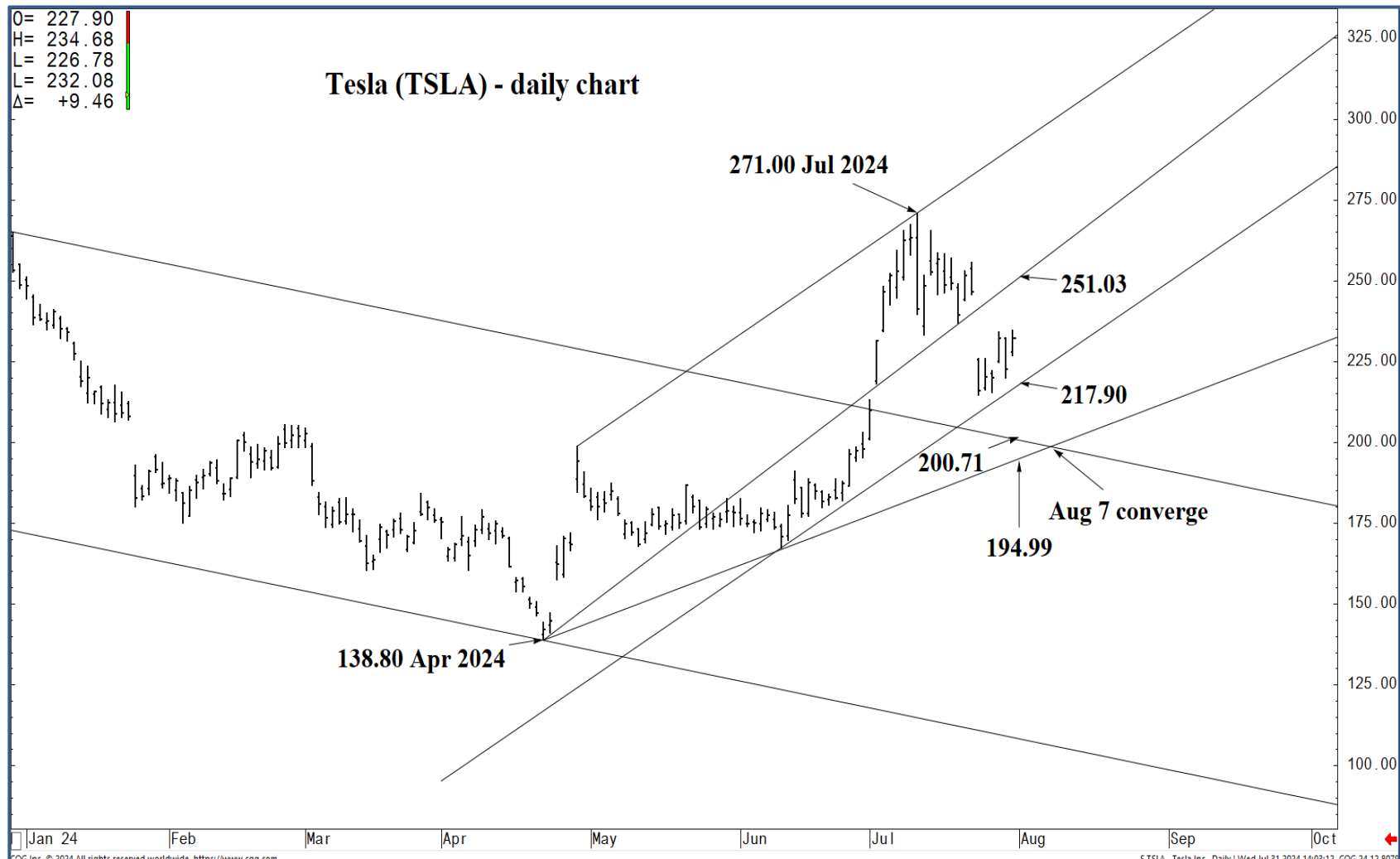
## Support and Resistance

- 249.50** \* session containment
- 245.63 \* minor
- 242.86 \* minor
- 239.67** \*\*\*\* multi-wk contain UP
- 236.21 \* minor
- 232.10 \* minor
- 229.23 \* minor
- 225.99 \* intra-day containment
- 224.25 \* minor
- 222.34 \* minor
- 219.80 \* minor
- 217.90** \* session containment DP
- 212.57 \* minor
- 209.86 \* minor
- 207.12 \* minor
- 204.90 \* minor
- 200.71** \*\*\*\* multi-week contain
- 198.87 \* minor
- 194.99** \*\*\*\* multi-week contain



O= 227.90  
 H= 234.68  
 L= 226.78  
 C= 232.08  
 Δ= +9.46

# Tesla (TSLA) - daily chart



## Support and Resistance

- 249.50** \* session containment
- 245.63 \* minor
- 242.86 \* minor
- 239.67** \*\*\*\* multi-wk contain UP
- 236.21 \* minor
- 232.10 \* minor
- 229.23 \* minor
- 225.99 \* intra-day containment
- 224.25 \* minor
- 222.34 \* minor
- 219.80 \* minor
- 217.90** \* session containment DP
- 212.57 \* minor
- 209.86 \* minor
- 207.12 \* minor
- 204.90 \* minor
- 200.71** \*\*\*\* multi-week contain
- 198.87 \* minor
- 194.99** \*\*\*\* multi-week contain



O= 227.90  
H= 234.68  
L= 226.78  
L= 232.08  
Δ= +9.46

# Tesla (TSLA) - daily chart



## Support and Resistance

- 249.50** \* session containment
- 245.63 \* minor
- 242.86 \* minor
- 239.67** \*\*\*\* multi-wk contain UP
- 236.21 \* minor
- 232.10 \* minor
- 229.23 \* minor
- 225.99 \* intra-day containment
- 232.08**
- 225.00
- 224.25 \* minor
- 222.34 \* minor
- 219.80 \* minor
- 217.90** \* session containment DP
- 212.57 \* minor
- 209.86 \* minor
- 207.12 \* minor
- 204.90 \* minor
- 200.71** \*\*\*\* multi-week contain
- 198.87 \* minor
- 194.99** \*\*\*\* multi-week contain

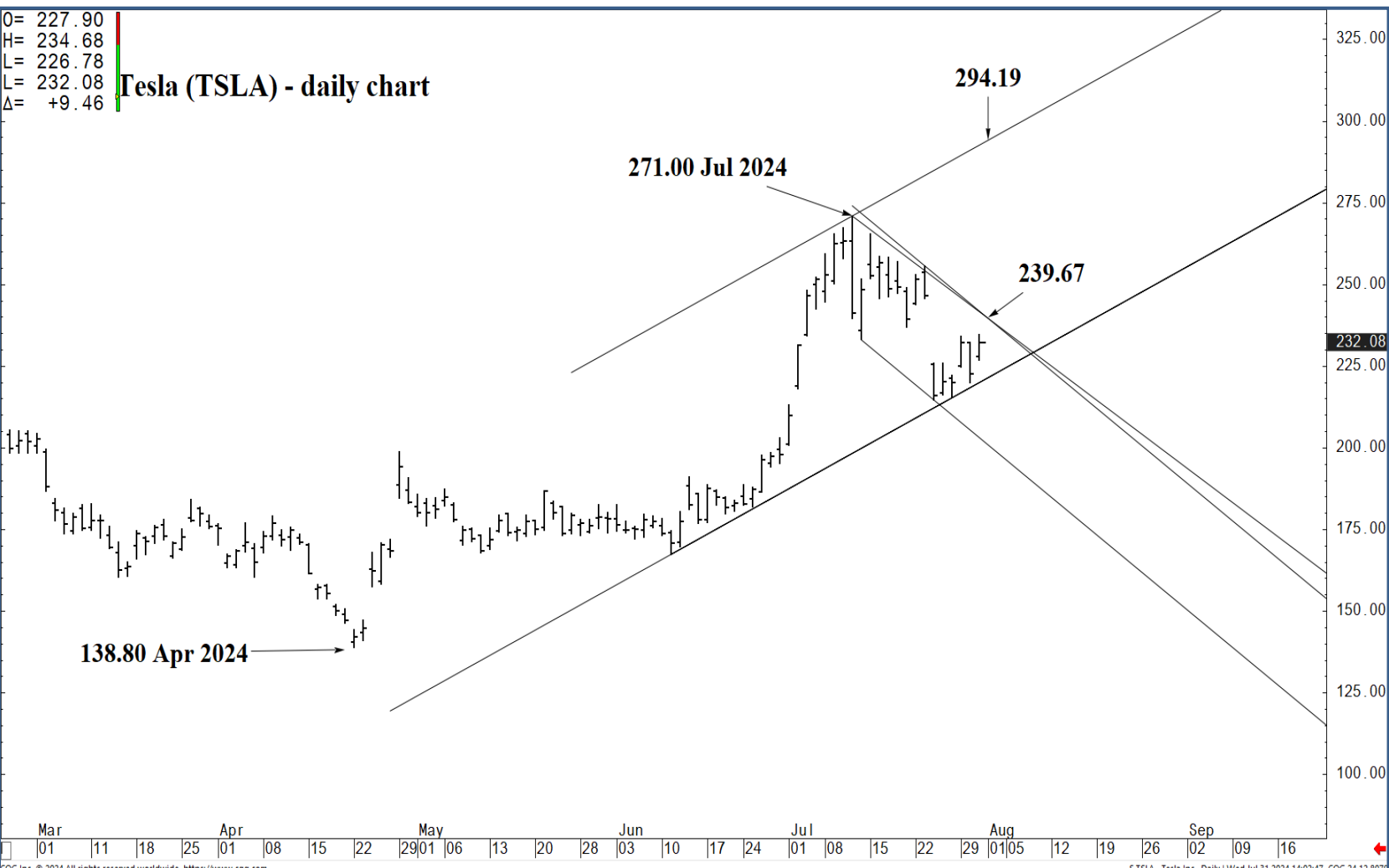
COG Inc. © 2024 All rights reserved worldwide. <https://www.cqg.com>

S.TSLA - Tesla Inc., Daily | Wed Jul 31 2024 14:02:27, COG 24-12.8073



O= 227.90  
 H= 234.68  
 L= 226.78  
 L= 232.08  
 Δ= +9.46

**Tesla (TSLA) - daily chart**



**Support and Resistance**

- 249.50 \* session containment**
- 245.63 \* minor
- 242.86 \* minor
- 239.67 \*\*\*\* multi-wk contain UP**
- 236.21 \* minor
- 232.10 \* minor
- 229.23 \* minor
- 225.99 \* intra-day containment
- 232.08
- 224.25 \* minor
- 222.34 \* minor
- 219.80 \* minor
- 217.90 \* session containment DP**
- 212.57 \* minor
- 209.86 \* minor
- 207.12 \* minor
- 204.90 \* minor
- 200.71 \*\*\*\* multi-week contain**
- 198.87 \* minor
- 194.99 \*\*\*\* multi-week contain**

Mar 01 11 18 25 Apr 01 08 15 22 May 29 01 06 13 20 28 Jun 03 10 17 24 Jul 01 08 15 22 29 Aug 01 05 12 19 26 Sep 02 09 16

CGG Inc. © 2024 All rights reserved worldwide. <https://www.cgg.com>

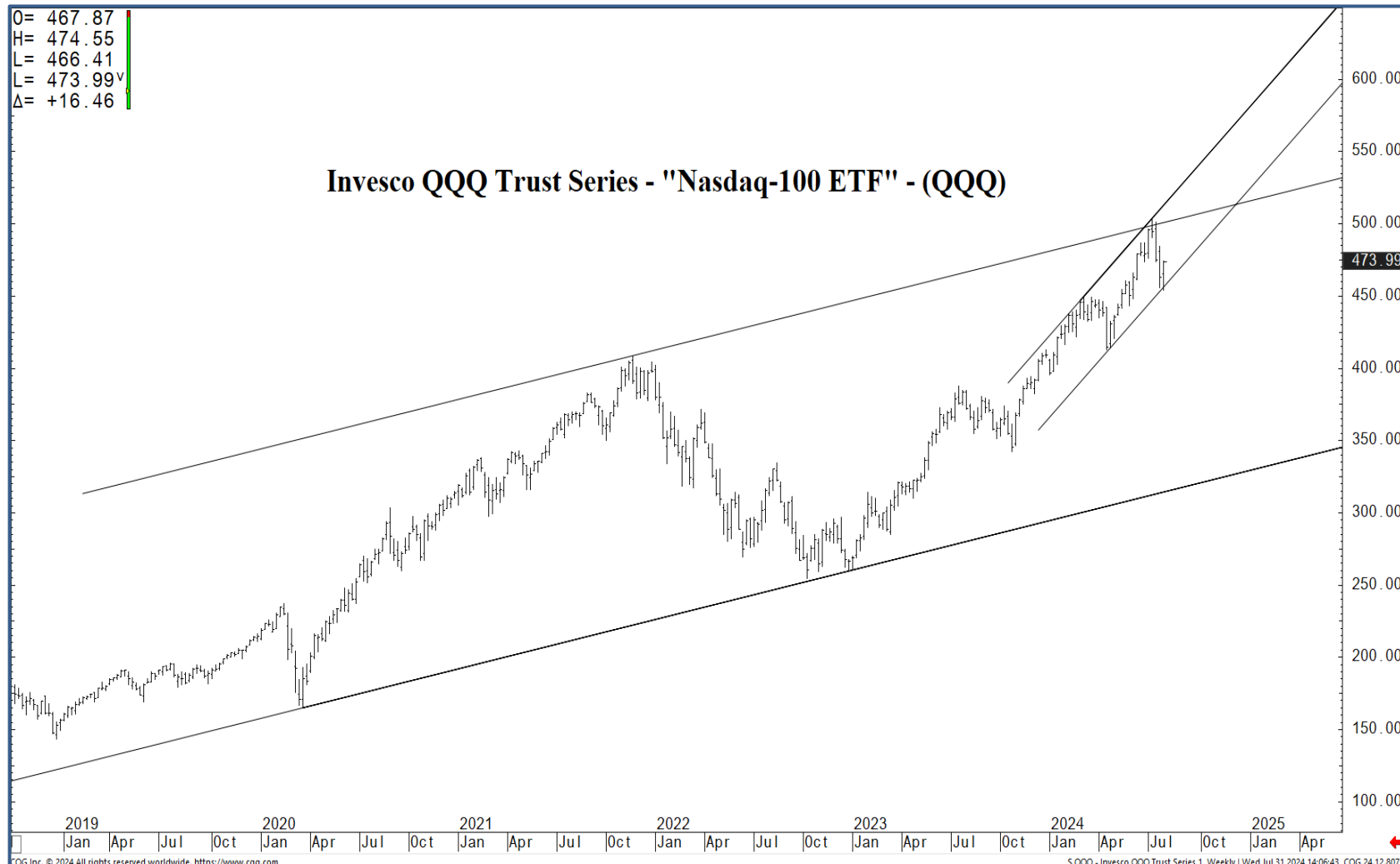
S:TSLA - Tesla Inc., Daily | Wed Jul 31 2024 14:02:47, CGG 24.12.8079





O= 467.87  
 H= 474.55  
 L= 466.41  
 L= 473.99v  
 Δ= +16.46

### Invesco QQQ Trust Series - "Nasdaq-100 ETF" - (QQQ)



### Support and Resistance

- 249.50** \* session containment
- 245.63 \* minor
- 242.86 \* minor
- 239.67** \*\*\*\* multi-wk contain UP
- 236.21 \* minor
- 232.10 \* minor
- 229.23 \* minor
- 225.99 \* intra-day containment
- 224.25 \* minor
- 222.34 \* minor
- 219.80 \* minor
- 217.90** \* session containment DP
- 212.57 \* minor
- 209.86 \* minor
- 207.12 \* minor
- 204.90 \* minor
- 200.71** \*\*\*\* multi-week contain
- 198.87 \* minor
- 194.99** \*\*\*\* multi-week contain

2019 Jan Apr Jul Oct 2020 Jan Apr Jul Oct 2021 Jan Apr Jul Oct 2022 Jan Apr Jul Oct 2023 Jan Apr Jul Oct 2024 Jan Apr Jul Oct 2025 Jan Apr

