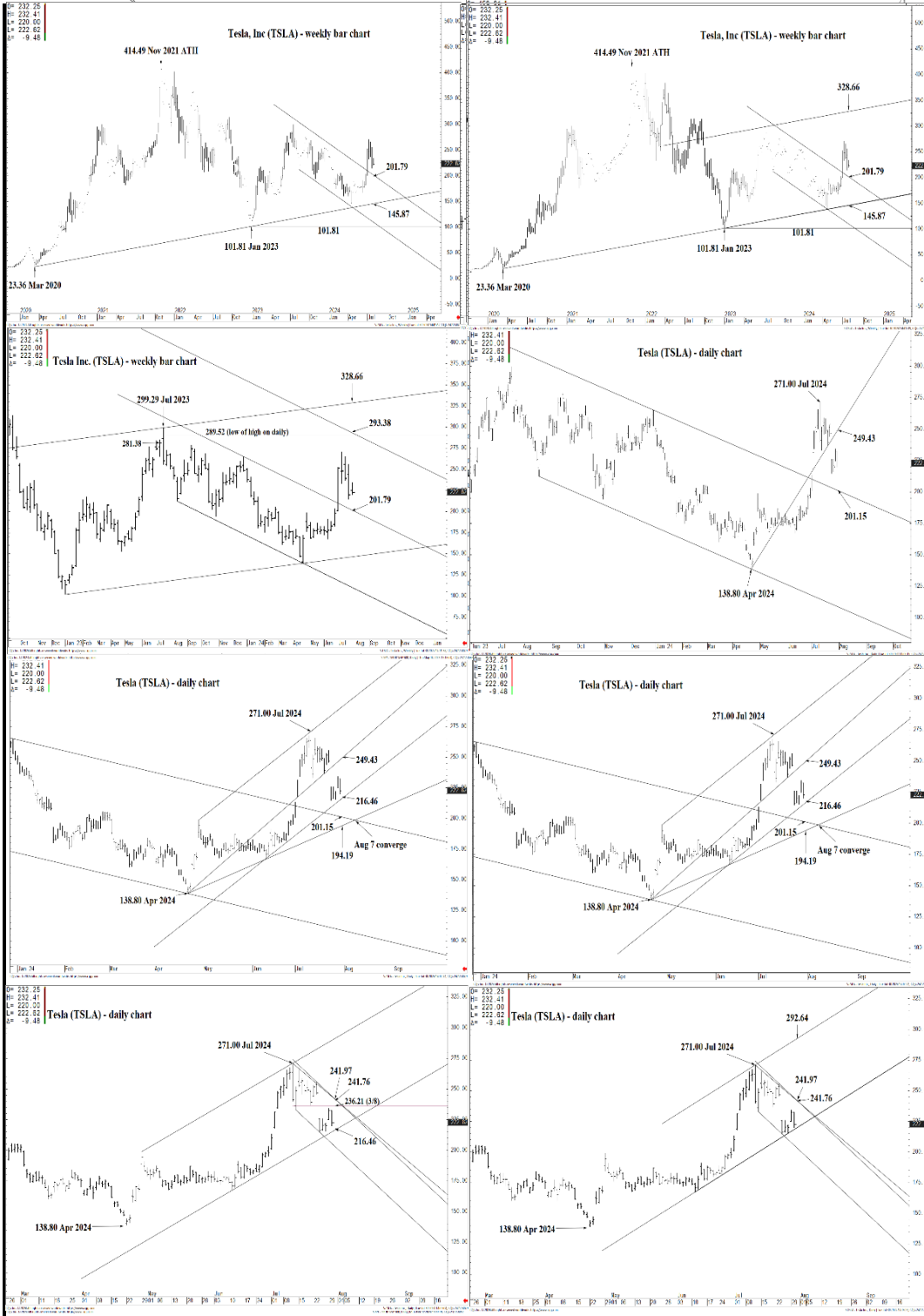




# WICKED STOCKS

DIRECTIONAL CLARITY FOR THE ACTIVE INVESTOR



## Support and Resistance

**241.97** \*\*\*\* multi-wk contain UP  
**241.76** \*\*\*\* multi-week contain

- 239.20 \* minor
- 236.21 \* intra-day containment
- 233.09 \* minor
- 231.30 \* minor
- 227.07 \* minor
- 224.25 \* minor
- 222.18 \* minor
- 219.97 \* minor

**216.46** \* session containment DP

- 212.57 \* minor
- 209.86 \* minor
- 207.12 \* minor
- 204.90 \* minor

**201.15** \*\*\*\* multi-week contain

- 198.87 \* minor
- 195.67 \* minor

**194.19** \*\*\*\* multi-week contain

O= 232.25  
 H= 232.41  
 L= 220.00  
 L= 222.62  
 Δ= -9.48

### Tesla, Inc (TSLA) - weekly bar chart



### Support and Resistance

- 241.97 \*\*\*\* multi-wk contain UP**
- 241.76 \*\*\*\* multi-week contain**
- 239.20 \* minor
- 236.21 \* intra-day containment
- 233.09 \* minor
- 231.30 \* minor
- 227.07 \* minor
- 224.25 \* minor
- 222.18 \* minor
- 219.97 \* minor
- 216.46 \* session containment DP**
- 212.57 \* minor
- 209.86 \* minor
- 207.12 \* minor
- 204.90 \* minor
- 201.15 \*\*\*\* multi-week contain**
- 198.87 \* minor
- 195.67 \* minor
- 194.19 \*\*\*\* multi-week contain**

COG Inc. © 2024 All rights reserved worldwide. <https://www.cog.com>

S:TSLA - Tesla Inc., Weekly | Tue Jul 30 2024 14:01:17, COG 24-12-8073



O= 232.25  
 H= 232.41  
 L= 220.00  
 L= 222.62  
 Δ= -9.48

### Tesla, Inc (TSLA) - weekly bar chart



### Support and Resistance

- 241.97 \*\*\*\* multi-wk contain UP**
- 241.76 \*\*\*\* multi-week contain**
- 239.20 \* minor
- 236.21 \* intra-day containment
- 233.09 \* minor
- 231.30 \* minor
- 227.07 \* minor
- 224.25 \* minor
- 222.18 \* minor
- 219.97 \* minor
- 216.46 \* session containment DP**
- 212.57 \* minor
- 209.86 \* minor
- 207.12 \* minor
- 204.90 \* minor
- 201.15 \*\*\*\* multi-week contain**
- 198.87 \* minor
- 195.67 \* minor
- 194.19 \*\*\*\* multi-week contain**



O= 232.25  
 H= 232.41  
 L= 220.00  
 L= 222.62  
 Δ= -9.48

### Tesla Inc. (TSLA) - weekly bar chart



### Support and Resistance

**241.97 \*\*\*\* multi-wk contain UP**  
**241.76 \*\*\*\* multi-week contain**

- 239.20 \* minor
- 236.21 \* intra-day containment
- 233.09 \* minor
- 231.30 \* minor
- 227.07 \* minor
- 224.25 \* minor
- 222.18 \* minor
- 219.97 \* minor

**216.46 \* session containment DP**

- 212.57 \* minor
- 209.86 \* minor
- 207.12 \* minor
- 204.90 \* minor

**201.15 \*\*\*\* multi-week contain**

- 198.87 \* minor
- 195.67 \* minor

**194.19 \*\*\*\* multi-week contain**



O= 232.25  
 H= 232.41  
 L= 220.00  
 L= 222.62  
 Δ= -9.48

# Tesla (TSLA) - daily chart



## Support and Resistance

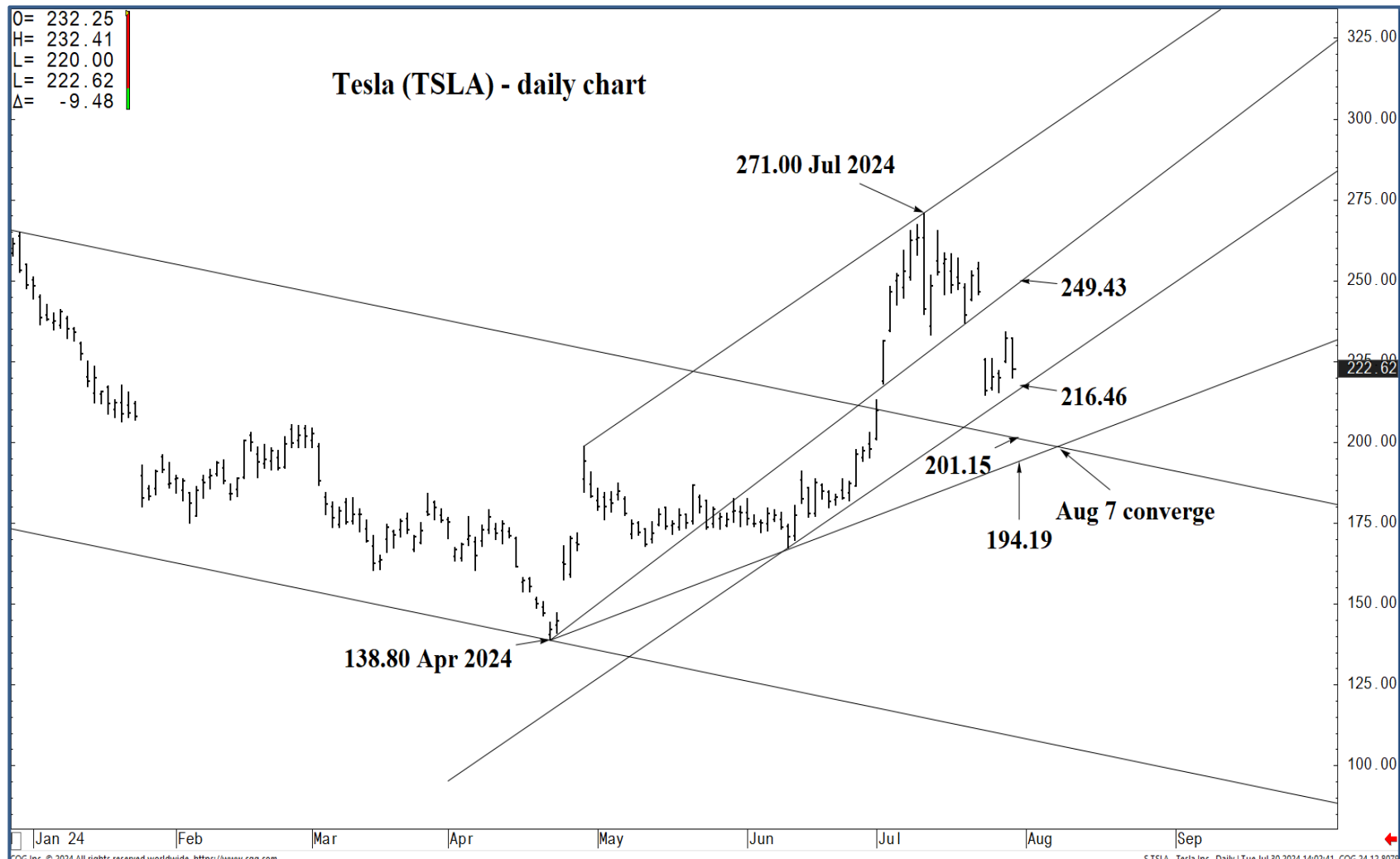
- 241.97 \*\*\*\* multi-wk contain UP**
- 241.76 \*\*\*\* multi-week contain**
- 239.20 \* minor
- 236.21 \* intra-day containment
- 233.09 \* minor
- 231.30 \* minor
- 227.07 \* minor
- 224.25 \* minor
- 222.18 \* minor
- 219.97 \* minor
- 216.46 \* session containment DP**
- 212.57 \* minor
- 209.86 \* minor
- 207.12 \* minor
- 204.90 \* minor
- 201.15 \*\*\*\* multi-week contain**
- 198.87 \* minor
- 195.67 \* minor
- 194.19 \*\*\*\* multi-week contain**

Jun 23 | Jul | Aug | Sep | Oct | Nov | Dec | Jan 24 | Feb | Mar | Apr | May | Jun | Jul | Aug | Sep | Oct  
 CQG Inc. © 2024 All rights reserved worldwide. <https://www.cqg.com> S:TSLA - Tesla Inc., Daily | Tue Jul 30 2024 14:02:19, CQG 24.12.8075



O= 232.25  
 H= 232.41  
 L= 220.00  
 C= 222.62  
 Δ= -9.48

# Tesla (TSLA) - daily chart



## Support and Resistance

**241.97** \*\*\*\* multi-wk contain UP  
**241.76** \*\*\*\* multi-week contain

- 239.20 \* minor
- 236.21 \* intra-day containment
- 233.09 \* minor
- 231.30 \* minor
- 227.07 \* minor
- 224.25 \* minor
- 222.18 \* minor
- 219.97 \* minor

**216.46** \* session containment DP

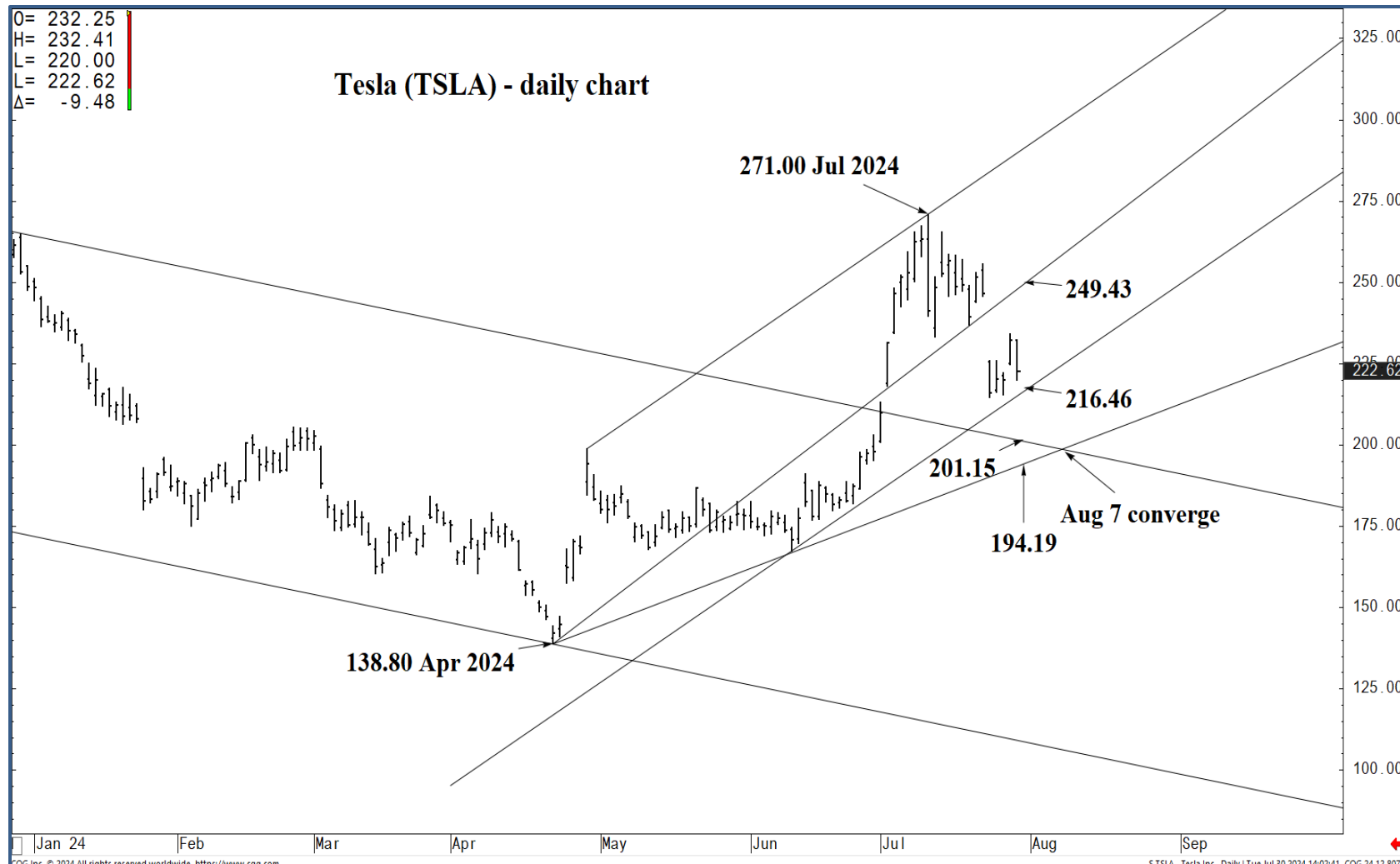
- 212.57 \* minor
- 209.86 \* minor
- 207.12 \* minor
- 204.90 \* minor

**201.15** \*\*\*\* multi-week contain

- 198.87 \* minor
- 195.67 \* minor

**194.19** \*\*\*\* multi-week contain





### Support and Resistance

**241.97 \*\*\*\* multi-wk contain UP**  
**241.76 \*\*\*\* multi-week contain**

- 239.20 \* minor
- 236.21 \* intra-day containment
- 233.09 \* minor
- 231.30 \* minor
- 227.07 \* minor
- 224.25 \* minor
- 222.18 \* minor
- 219.97 \* minor

**216.46 \* session containment DP**

- 212.57 \* minor
- 209.86 \* minor
- 207.12 \* minor
- 204.90 \* minor

**201.15 \*\*\*\* multi-week contain**

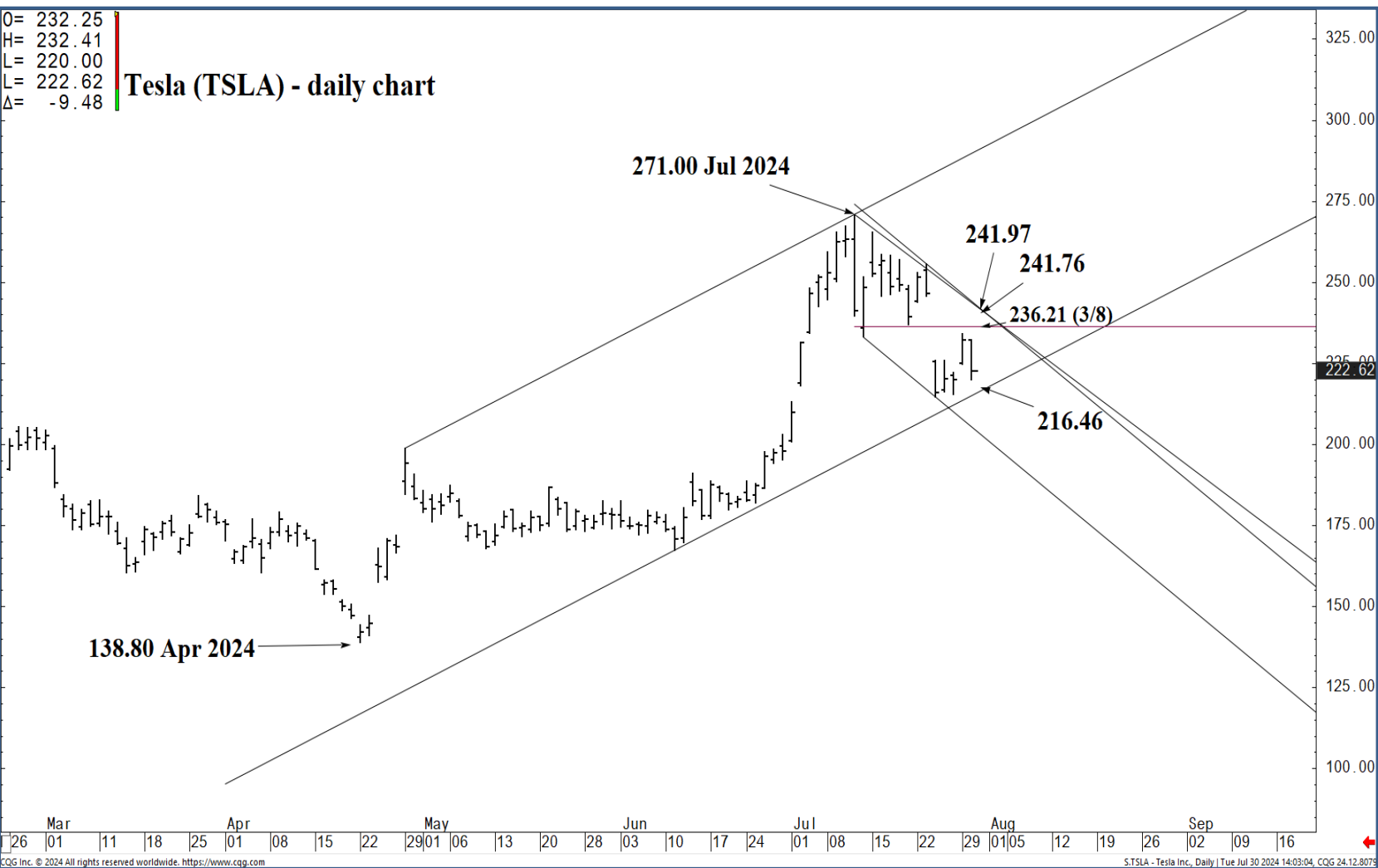
- 198.87 \* minor
- 195.67 \* minor

**194.19 \*\*\*\* multi-week contain**



O= 232.25  
 H= 232.41  
 L= 220.00  
 L= 222.62  
 Δ= -9.48

# Tesla (TSLA) - daily chart



## Support and Resistance

- 241.97 \*\*\*\* multi-wk contain UP**
- 241.76 \*\*\*\* multi-week contain**
- 239.20 \* minor
- 236.21 \* intra-day containment
- 233.09 \* minor
- 231.30 \* minor
- 227.07 \* minor
- 224.25 \* minor
- 222.18 \* minor
- 219.97 \* minor
- 216.46 \* session containment DP**
- 212.57 \* minor
- 209.86 \* minor
- 207.12 \* minor
- 204.90 \* minor
- 201.15 \*\*\*\* multi-week contain**
- 198.87 \* minor
- 195.67 \* minor
- 194.19 \*\*\*\* multi-week contain**

COG Inc. © 2024 All rights reserved worldwide. <https://www.cog.com>

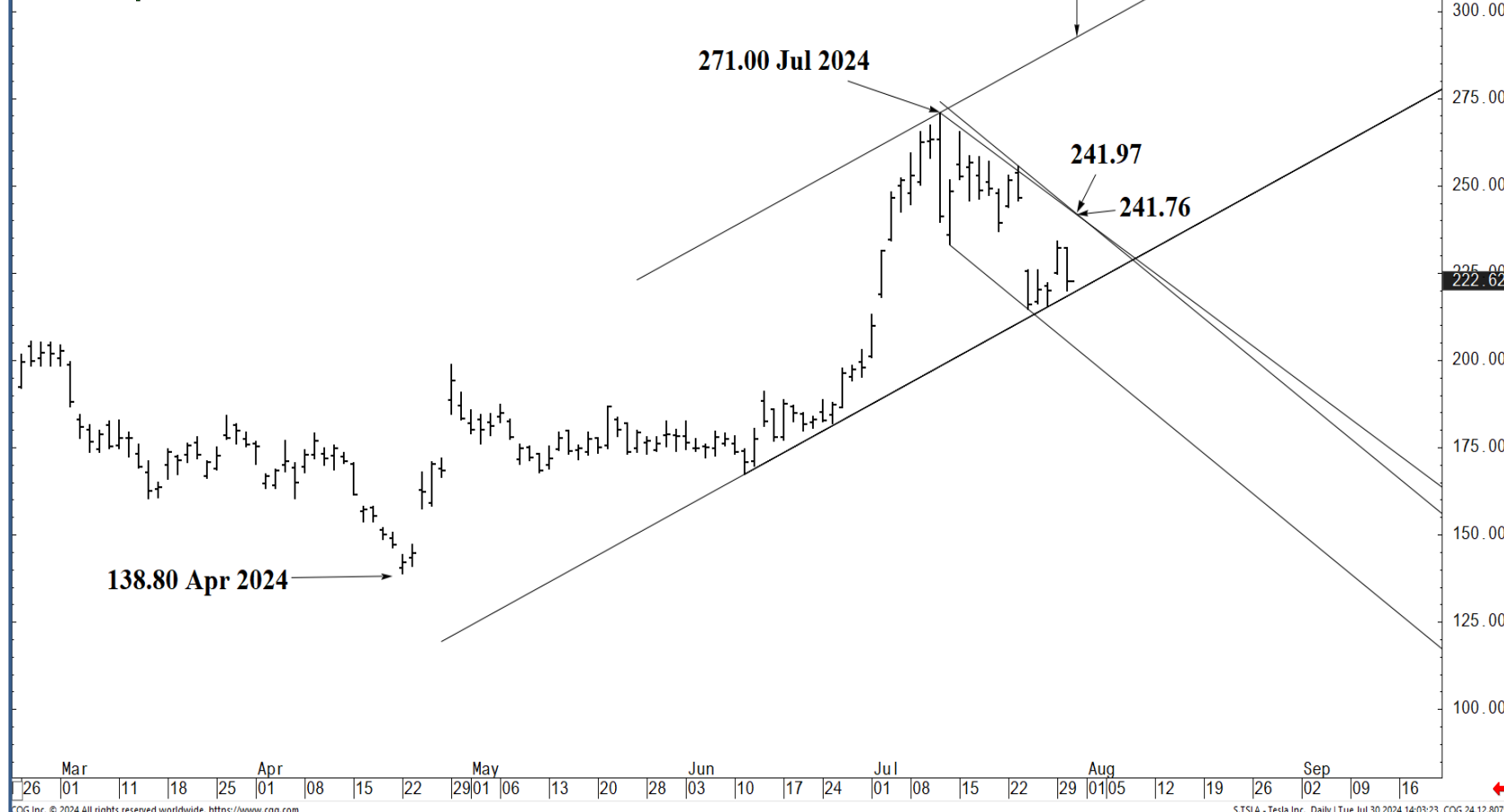
S.TSLA - Tesla Inc., Daily | Tue Jul 30 2024 14:03:04, COG 24.12.8079





O= 232.25  
 H= 232.41  
 L= 220.00  
 L= 222.62  
 Δ= -9.48

# Tesla (TSLA) - daily chart



## Support and Resistance

**241.97 \*\*\*\* multi-wk contain UP**  
**241.76 \*\*\*\* multi-week contain**

- 239.20 \* minor
- 236.21 \* intra-day containment
- 233.09 \* minor
- 231.30 \* minor
- 227.07 \* minor
- 224.25 \* minor
- 222.18 \* minor
- 219.97 \* minor

**216.46 \* session containment DP**

- 212.57 \* minor
- 209.86 \* minor
- 207.12 \* minor
- 204.90 \* minor

**201.15 \*\*\*\* multi-week contain**

- 198.87 \* minor
- 195.67 \* minor

**194.19 \*\*\*\* multi-week contain**

