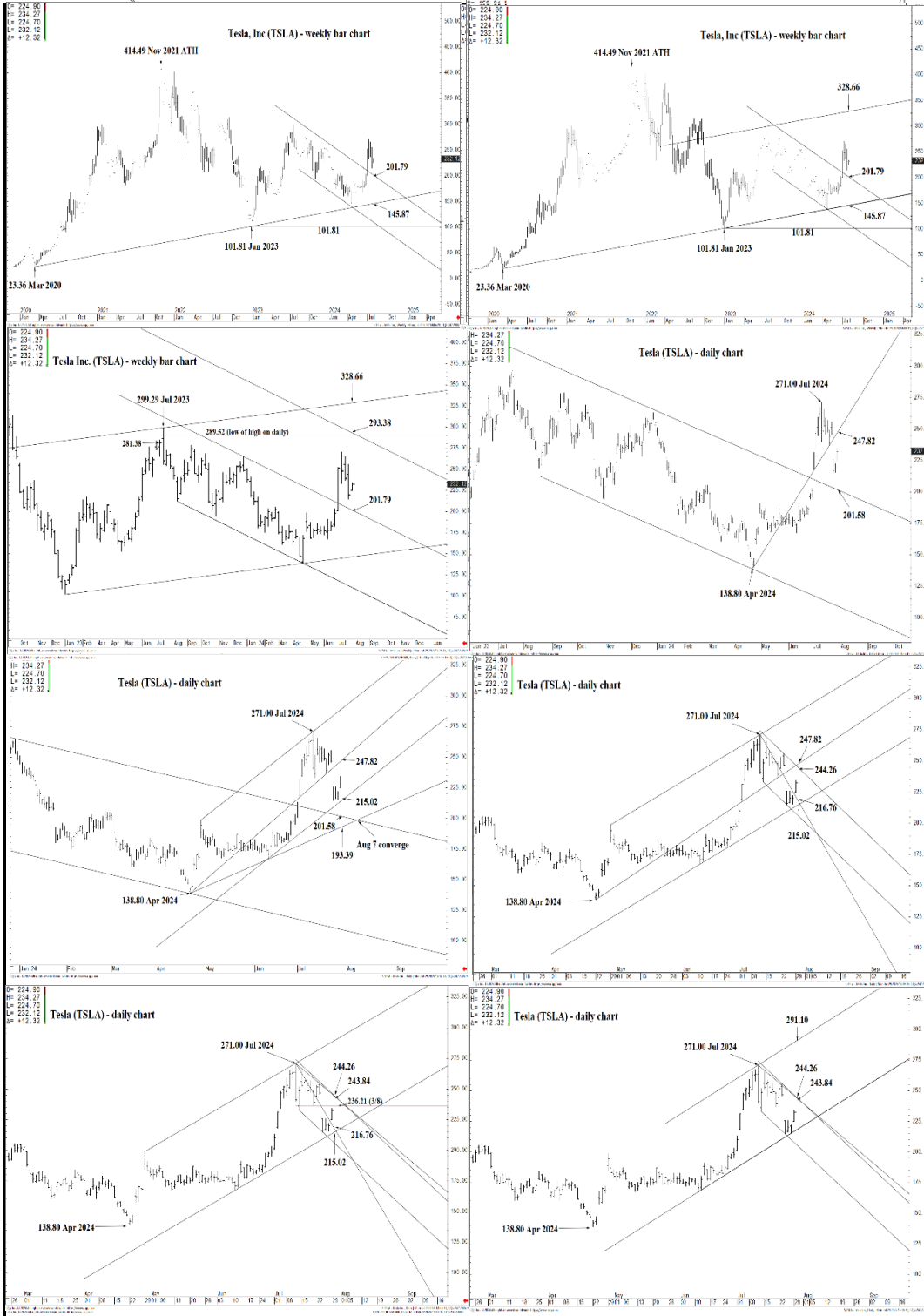




WICKED STOCKS

DIRECTIONAL CLARITY FOR THE ACTIVE INVESTOR



Support and Resistance

244.26 **** multi-wk contain UP
243.84 **** multi-week contain

241.86 * minor
 239.20 * minor

236.21 * session containment

233.09 * minor
 231.30 * minor
 227.23 * intra-day containment
 224.49 * minor
 222.18 * minor
 219.80 * minor

216.76 * session containment UP
215.02 * session containment DP

209.86 * minor
 207.12 * minor
 204.90 * minor

201.58 **** multi-week contain

198.87 * minor
 195.67 * minor

193.39 **** multi-week contain

O= 224.90
H= 234.27
L= 224.70
L= 232.12
Δ= +12.32

Tesla, Inc (TSLA) - weekly bar chart



Support and Resistance

- 244.26** **** multi-wk contain UP
- 243.84** **** multi-week contain
- 241.86 * minor
- 239.20 * minor
- 236.21** * session containment
- 233.09 * minor
- 231.30 * minor
- 227.23 * intra-day containment
- 224.49 * minor
- 222.18 * minor
- 219.80 * minor
- 216.76** * session containment UP
- 215.02** * session containment DP
- 209.86 * minor
- 207.12 * minor
- 204.90 * minor
- 201.58** **** multi-week contain
- 198.87 * minor
- 195.67 * minor
- 193.39** **** multi-week contain

CGG Inc. © 2024 All rights reserved worldwide. <https://www.cgg.com>

S:TSLA - Tesla Inc., Weekly | Mon Jul 29 2024 14:06:20, CGG 24-12-8073



O= 224.90
 H= 234.27
 L= 224.70
 L= 232.12
 Δ= +12.32

Tesla, Inc (TSLA) - weekly bar chart



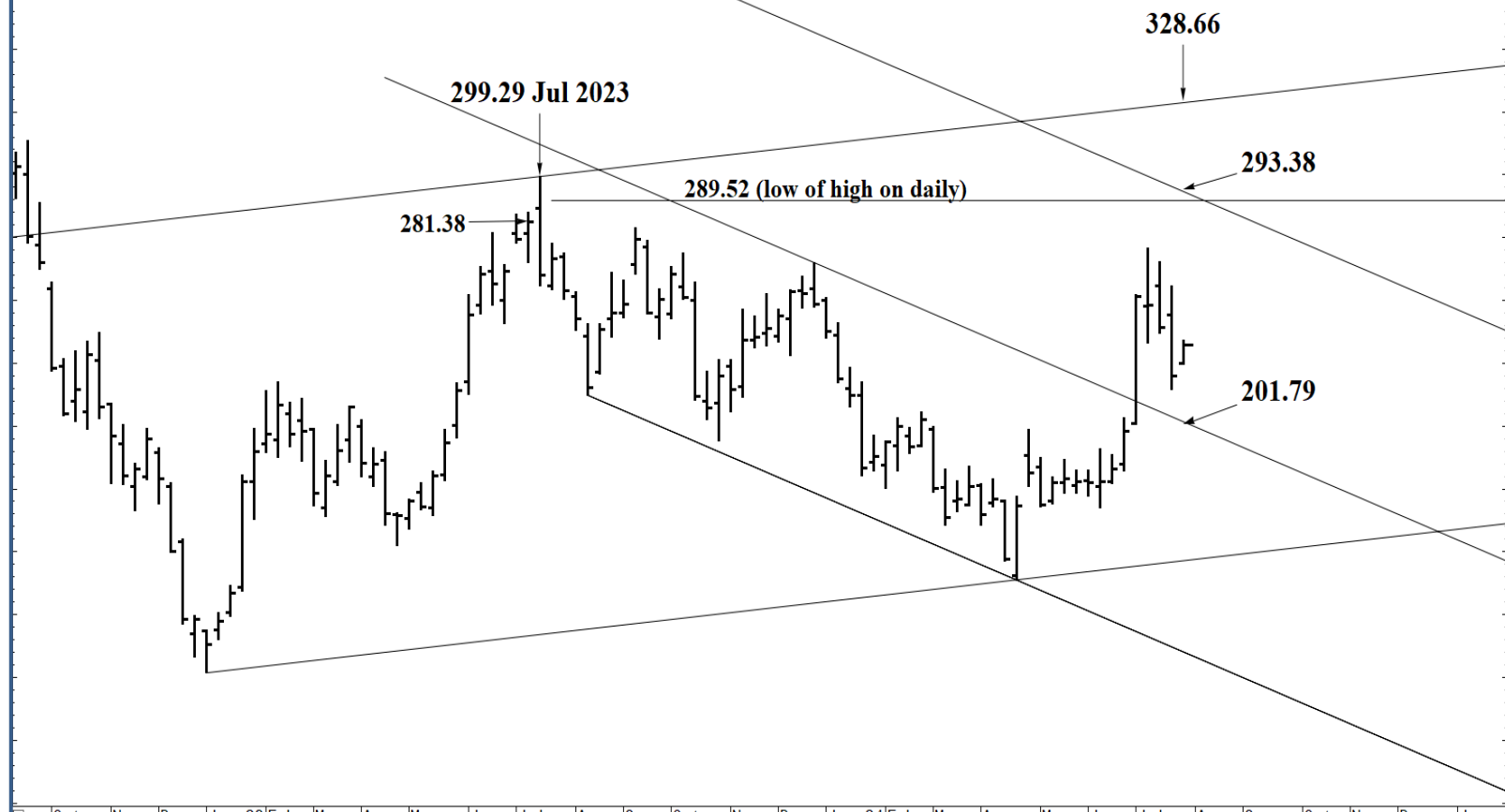
Support and Resistance

- 244.26** **** multi-wk contain UP
- 243.84** **** multi-week contain
- 241.86 * minor
- 239.20 * minor
- 236.21** * session containment
- 233.09 * minor
- 231.30 * minor
- 227.23 * intra-day containment
- 224.49 * minor
- 222.18 * minor
- 219.80 * minor
- 216.76** * session containment UP
- 215.02** * session containment DP
- 209.86 * minor
- 207.12 * minor
- 204.90 * minor
- 201.58** **** multi-week contain
- 198.87 * minor
- 195.67 * minor
- 193.39** **** multi-week contain



O= 224.90
 H= 234.27
 L= 224.70
 L= 232.12
 Δ= +12.32

Tesla Inc. (TSLA) - weekly bar chart



Oct Nov Dec Jan 23 Feb Mar Apr May Jun Jul Aug Sep Oct Nov Dec Jan 24 Feb Mar Apr May Jun Jul Aug Sep Oct Nov Dec Jan

CGI Inc. © 2024 All rights reserved worldwide. <https://www.cqi.com>

S:TSLA - Tesla Inc., Weekly | Mon Jul 29 2024 14:06:46, CQG 24.12.8073

Support and Resistance

- 244.26 **** multi-wk contain UP**
- 243.84 **** multi-week contain**
- 241.86 * minor
- 239.20 * minor
- 236.21 * session containment**
- 233.09 * minor
- 231.30 * minor
- 227.23 * intra-day containment
- 224.49 * minor
- 222.18 * minor
- 219.80 * minor
- 216.76 * session containment UP**
- 215.02 * session containment DP**
- 209.86 * minor
- 207.12 * minor
- 204.90 * minor
- 201.58 **** multi-week contain**
- 198.87 * minor
- 195.67 * minor
- 193.39 **** multi-week contain**



O= 224.90
H= 234.27
L= 224.70
L= 232.12
Δ= +12.32

Tesla (TSLA) - daily chart



Support and Resistance

- 244.26 **** multi-wk contain UP**
- 243.84 **** multi-week contain**

- 241.86 * minor
- 239.20 * minor

- 236.21 * session containment**

- 233.09 * minor
- 231.30 * minor
- 227.23 * intra-day containment
- 224.49 * minor
- 222.18 * minor
- 219.80 * minor

- 216.76 * session containment UP**
- 215.02 * session containment DP**

- 209.86 * minor
- 207.12 * minor
- 204.90 * minor

- 201.58 **** multi-week contain**

- 198.87 * minor
- 195.67 * minor

- 193.39 **** multi-week contain**

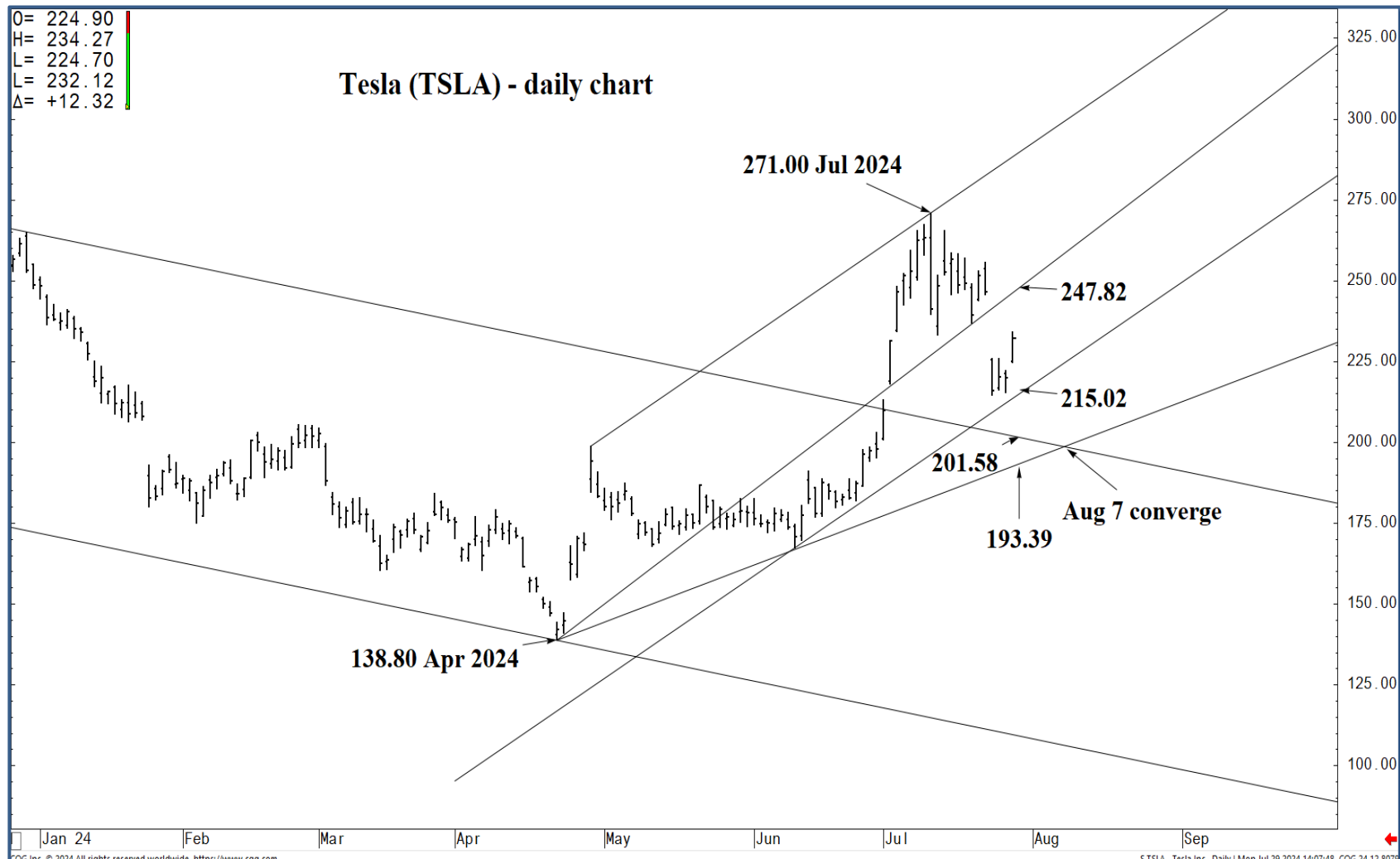
Jun 23 | Jul | Aug | Sep | Oct | Nov | Dec | Jan 24 | Feb | Mar | Apr | May | Jun | Jul | Aug | Sep | Oct

CGG Inc. © 2024 All rights reserved worldwide. <https://www.cgg.com> S:TSLA - Tesla Inc., Daily | Mon Jul 29 2024 14:07:12, CQG 24.12.8075



O= 224.90
 H= 234.27
 L= 224.70
 C= 232.12
 Δ= +12.32

Tesla (TSLA) - daily chart



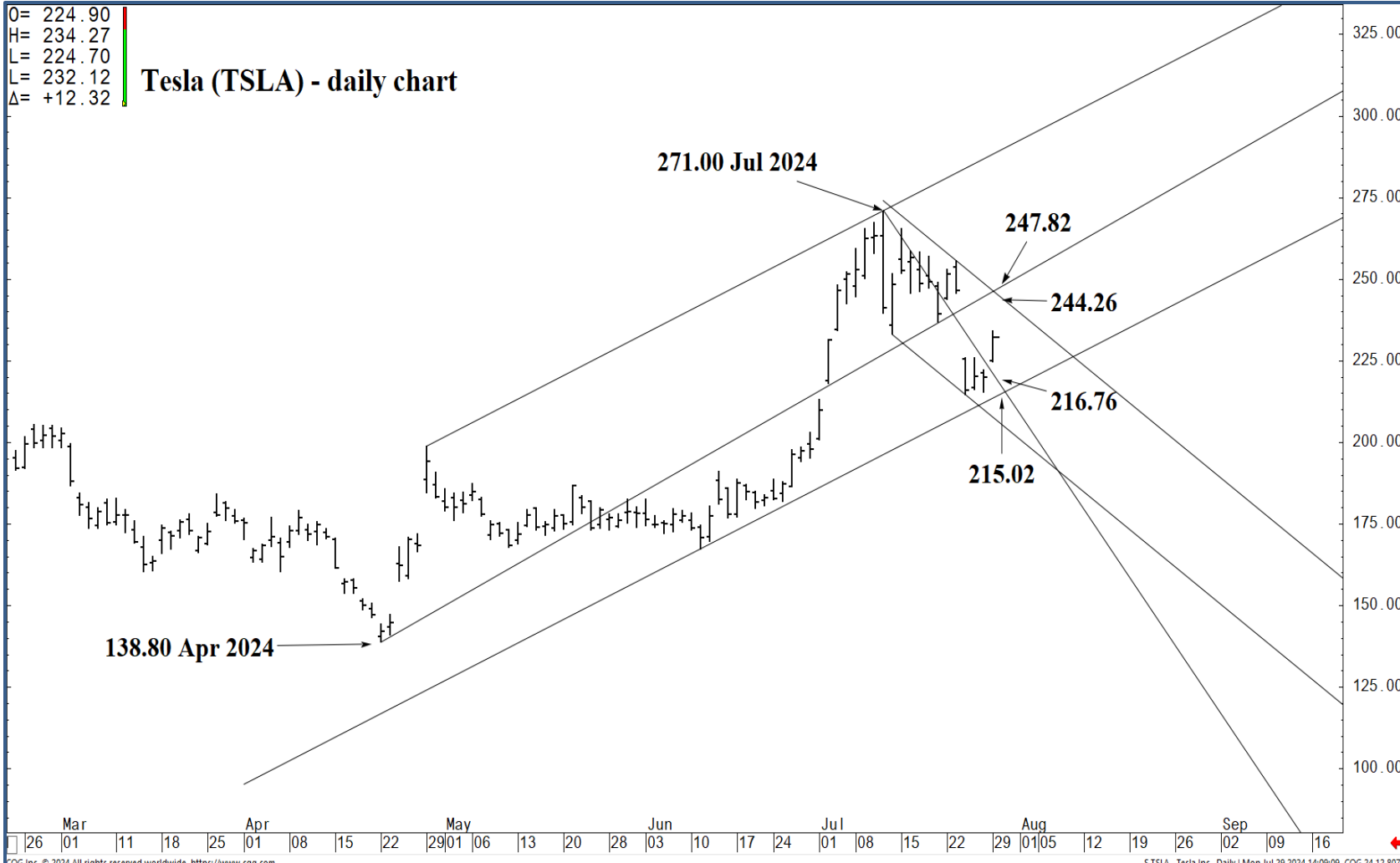
Support and Resistance

- 244.26** **** multi-wk contain UP
- 243.84** **** multi-week contain
- 241.86 * minor
- 239.20 * minor
- 236.21** * session containment
- 233.09 * minor
- 231.30 * minor
- 227.23 * intra-day containment
- 224.49 * minor
- 222.18 * minor
- 219.80 * minor
- 216.76** * session containment UP
- 215.02** * session containment DP
- 209.86 * minor
- 207.12 * minor
- 204.90 * minor
- 201.58** **** multi-week contain
- 198.87 * minor
- 195.67 * minor
- 193.39** **** multi-week contain



O= 224.90
 H= 234.27
 L= 224.70
 L= 232.12
 Δ= +12.32

Tesla (TSLA) - daily chart



Support and Resistance

244.26 ** multi-wk contain UP**
243.84 ** multi-week contain**

241.86 * minor
 239.20 * minor

236.21 * session containment

233.09 * minor
 231.30 * minor
 227.23 * intra-day containment
 224.49 * minor
 222.18 * minor
 219.80 * minor

216.76 * session containment UP
215.02 * session containment DP

209.86 * minor
 207.12 * minor
 204.90 * minor

201.58 ** multi-week contain**

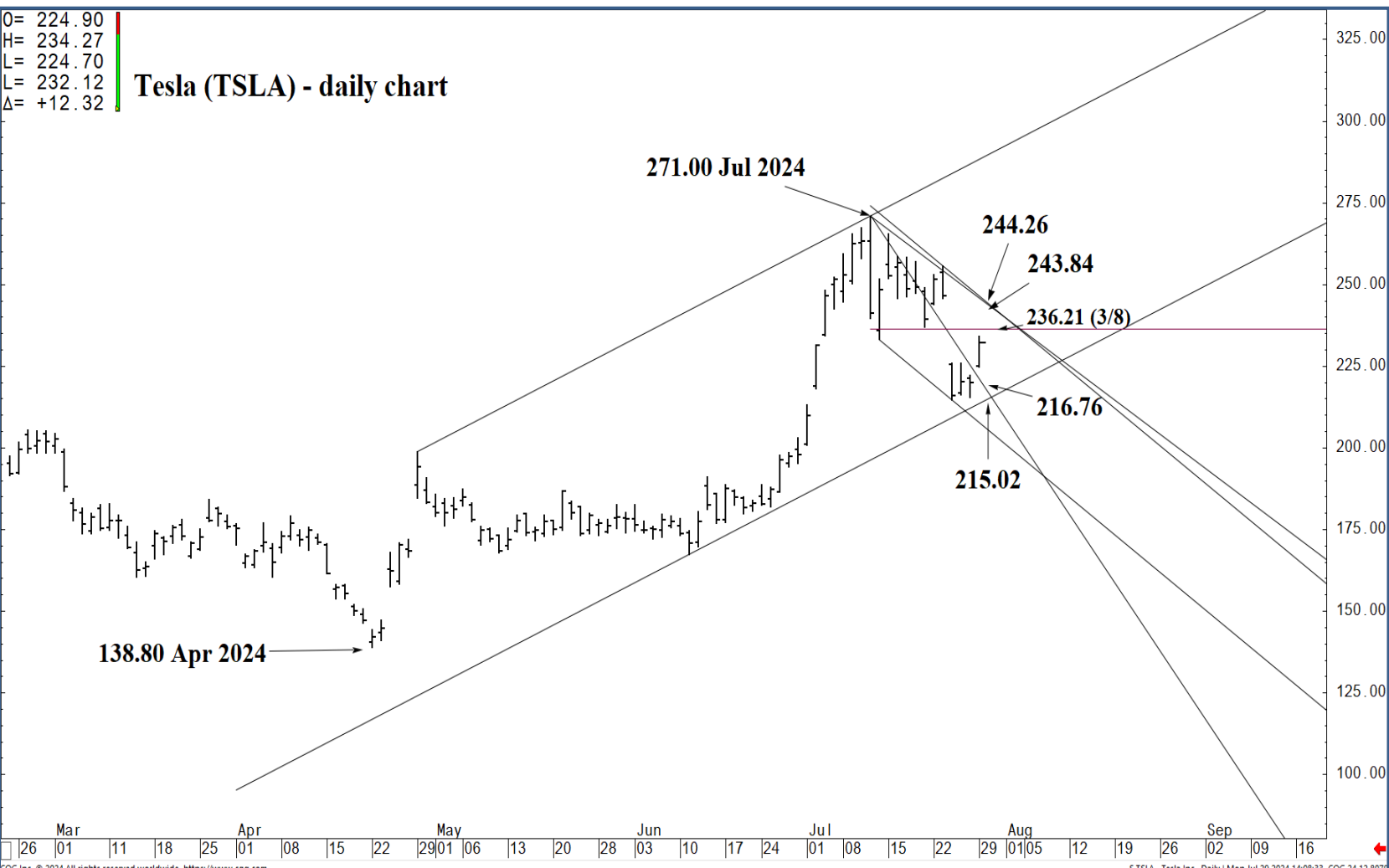
198.87 * minor
 195.67 * minor

193.39 ** multi-week contain**



O= 224.90
 H= 234.27
 L= 224.70
 L= 232.12
 Δ= +12.32

Tesla (TSLA) - daily chart



Support and Resistance

- 244.26 **** multi-wk contain UP**
- 243.84 **** multi-week contain**
- 241.86 * minor
- 239.20 * minor
- 236.21 * session containment**
- 233.09 * minor
- 231.30 * minor
- 227.23 * intra-day containment
- 224.49 * minor
- 222.18 * minor
- 219.80 * minor
- 216.76 * session containment UP**
- 215.02 * session containment DP**
- 209.86 * minor
- 207.12 * minor
- 204.90 * minor
- 201.58 **** multi-week contain**
- 198.87 * minor
- 195.67 * minor
- 193.39 **** multi-week contain**

CGQ Inc. © 2024 All rights reserved worldwide. <https://www.cgq.com>

S.TSLA - Tesla Inc., Daily | Mon Jul 29 2024 14:08:33, CGQ 24.12.8079



O= 224.90
H= 234.27
L= 224.70
L= 232.12
Δ= +12.32

Tesla (TSLA) - daily chart



Support and Resistance

- 244.26 **** multi-wk contain UP**
- 243.84 **** multi-week contain**

- 241.86 * minor
- 239.20 * minor

- 236.21 * session containment**

- 233.09 * minor
- 231.30 * minor
- 227.23 * intra-day containment
- 224.49 * minor
- 222.18 * minor
- 219.80 * minor

- 216.76 * session containment UP**
- 215.02 * session containment DP**

- 209.86 * minor
- 207.12 * minor
- 204.90 * minor

- 201.58 **** multi-week contain**

- 198.87 * minor
- 195.67 * minor

- 193.39 **** multi-week contain**

