



# WICKED STOCKS

DIRECTIONAL CLARITY FOR THE ACTIVE INVESTOR



## Support and Resistance

**246.56** \*\*\*\* multi-wk contain UP  
**246.22** \*\*\*\* multi-week contain

242.86 \* minor  
 238.46 \* minor

**236.21** \* session containment

233.09 \* minor  
 231.30 \* minor  
 228.20 \* minor  
 226.62 \* intra-day containment  
 222.27 \* minor

**220.93** \* session containment UP

217.75 \* minor  
 215.99 \* minor

**213.57** \* session containment DP

209.86 \* minor  
 207.12 \* minor  
 204.90 \* minor

**202.02** \*\*\*\* multi-week contain

198.87 \* minor  
 195.67 \* minor

**192.58** \*\*\*\* multi-week contain

O= 221.19  
 H= 222.27  
 L= 215.33  
 L= 219.80✓  
 Δ= -0.45

### Tesla, Inc (TSLA) - weekly bar chart



### Support and Resistance

- 246.56 \*\*\*\* multi-wk contain UP**
- 246.22 \*\*\*\* multi-week contain**
- 242.86 \* minor
- 238.46 \* minor
- 236.21 \* session containment**
- 233.09 \* minor
- 231.30 \* minor
- 228.20 \* minor
- 226.62 \* intra-day containment
- 222.27 \* minor
- 220.93 \* session containment UP**
- 219.80
- 217.75 \* minor
- 215.99 \* minor
- 213.57 \* session containment DP**
- 209.86 \* minor
- 207.12 \* minor
- 204.90 \* minor
- 202.02 \*\*\*\* multi-week contain**
- 198.87 \* minor
- 195.67 \* minor
- 192.58 \*\*\*\* multi-week contain**



O= 221.19  
 H= 222.27  
 L= 215.33  
 L= 219.80✓  
 Δ= -0.45

### Tesla, Inc (TSLA) - weekly bar chart



### Support and Resistance

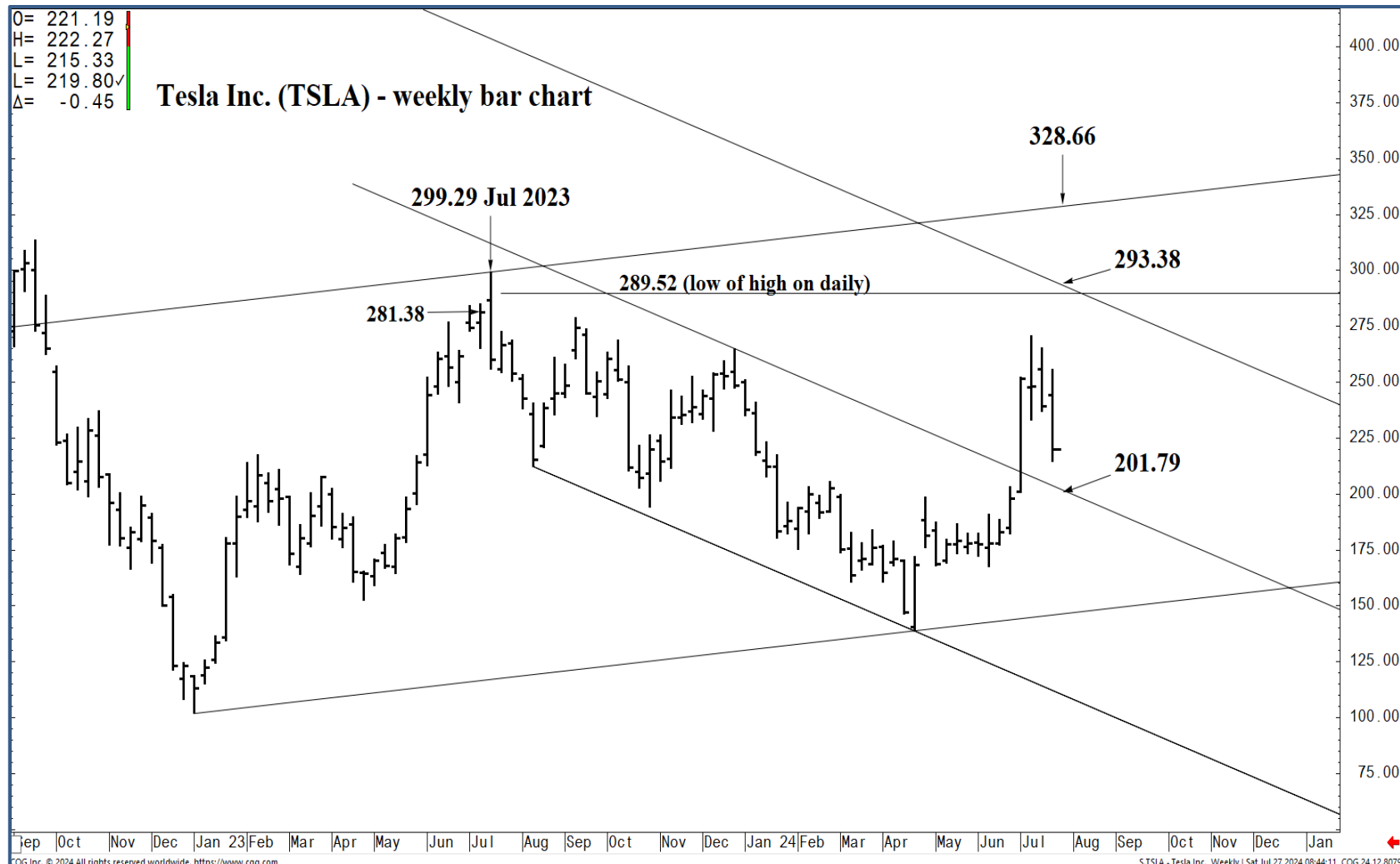
- 246.56 \*\*\*\* multi-wk contain UP**
- 246.22 \*\*\*\* multi-week contain**
- 242.86 \* minor
- 238.46 \* minor
- 236.21 \* session containment**
- 233.09 \* minor
- 231.30 \* minor
- 228.20 \* minor
- 226.62 \* intra-day containment
- 222.27 \* minor
- 220.93 \* session containment UP**
- 217.75 \* minor
- 215.99 \* minor
- 213.57 \* session containment DP**
- 209.86 \* minor
- 207.12 \* minor
- 204.90 \* minor
- 202.02 \*\*\*\* multi-week contain**
- 198.87 \* minor
- 195.67 \* minor
- 192.58 \*\*\*\* multi-week contain**

2020 2021 2022 2023 2024 2025  
 Oct Jan Apr Jul Oct Jan Apr Jul Oct Jan Apr Jul Oct Jan Apr Jul Oct Jan

COG Inc. © 2024 All rights reserved worldwide. <https://www.cog.com>

S:TSLA - Tesla Inc., Weekly | Sat Jul 27 2024 08:44:23, COG 24.12.8078





### Support and Resistance

**246.56 \*\*\*\* multi-wk contain UP**  
**246.22 \*\*\*\* multi-week contain**

242.86 \* minor  
238.46 \* minor

**236.21 \* session containment**

233.09 \* minor  
231.30 \* minor  
228.20 \* minor  
226.62 \* intra-day containment  
222.27 \* minor

**220.93 \* session containment UP**

217.75 \* minor  
215.99 \* minor

**213.57 \* session containment DP**

209.86 \* minor  
207.12 \* minor  
204.90 \* minor

**202.02 \*\*\*\* multi-week contain**

198.87 \* minor  
195.67 \* minor

**192.58 \*\*\*\* multi-week contain**

O= 221.19  
 H= 222.27  
 L= 215.33  
 L= 219.80  
 Δ= -0.45

# Tesla (TSLA) - daily chart



## Support and Resistance

- 246.56** \*\*\*\* multi-wk contain UP
- 246.22** \*\*\*\* multi-week contain
- 242.86 \* minor
- 238.46 \* minor
- 236.21** \* session containment
- 233.09 \* minor
- 231.30 \* minor
- 228.20 \* minor
- 226.62 \* intra-day containment
- 222.27 \* minor
- 225.00
- 219.80
- 220.93** \* session containment UP
- 217.75 \* minor
- 215.99 \* minor
- 213.57** \* session containment DP
- 209.86 \* minor
- 207.12 \* minor
- 204.90 \* minor
- 202.02** \*\*\*\* multi-week contain
- 198.87 \* minor
- 195.67 \* minor
- 192.58** \*\*\*\* multi-week contain



O= 221.19  
 H= 222.27  
 L= 215.33  
 L= 219.80✓  
 Δ= -0.45

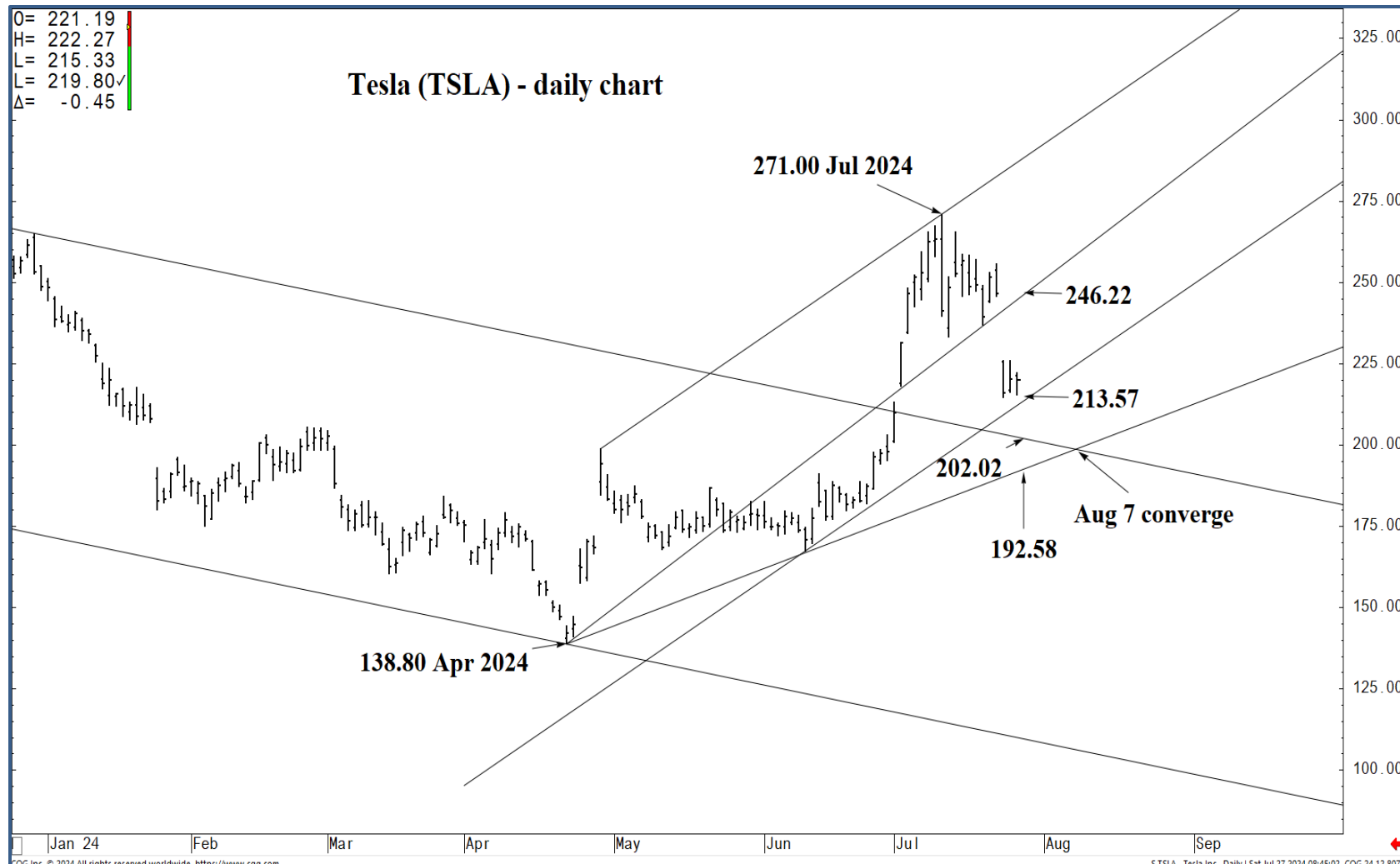
# Tesla (TSLA) - daily chart



## Support and Resistance

- 246.56** \*\*\*\* multi-wk contain UP
- 246.22** \*\*\*\* multi-week contain
- 242.86 \* minor
- 238.46 \* minor
- 236.21** \* session containment
- 233.09 \* minor
- 231.30 \* minor
- 228.20 \* minor
- 226.62 \* intra-day containment
- 222.27 \* minor
- 220.93** \* session containment UP
- 217.75 \* minor
- 215.99 \* minor
- 213.57** \* session containment DP
- 209.86 \* minor
- 207.12 \* minor
- 204.90 \* minor
- 202.02** \*\*\*\* multi-week contain
- 198.87 \* minor
- 195.67 \* minor
- 192.58** \*\*\*\* multi-week contain





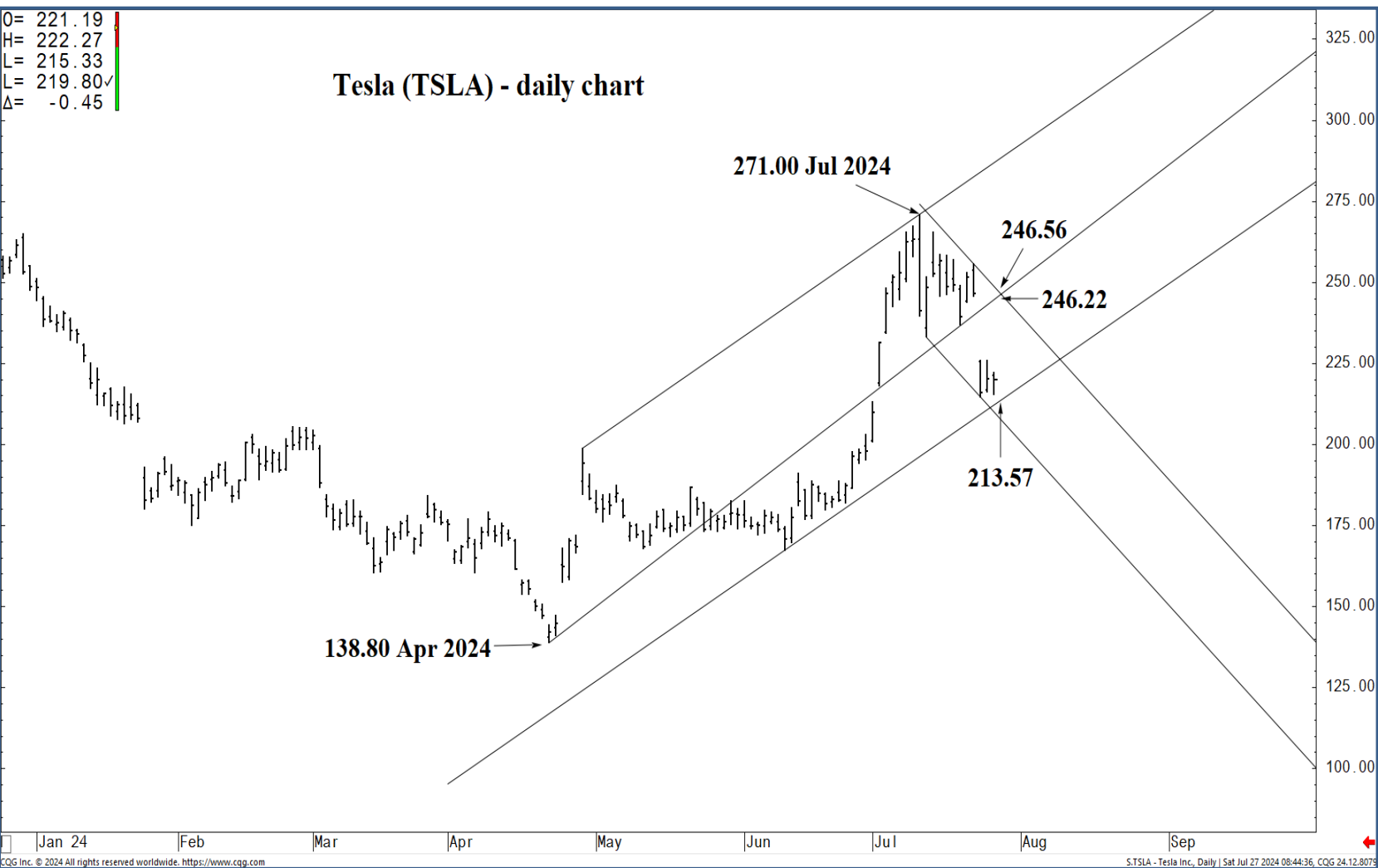
### Support and Resistance

|                    |                        |
|--------------------|------------------------|
| <b>246.56</b> **** | multi-wk contain UP    |
| <b>246.22</b> **** | multi-week contain     |
| 242.86 *           | minor                  |
| 238.46 *           | minor                  |
| <b>236.21</b> *    | session containment    |
| 233.09 *           | minor                  |
| 231.30 *           | minor                  |
| 228.20 *           | minor                  |
| 226.62 *           | intra-day containment  |
| 222.27 *           | minor                  |
| <b>220.93</b> *    | session containment UP |
| 217.75 *           | minor                  |
| 215.99 *           | minor                  |
| <b>213.57</b> *    | session containment DP |
| 209.86 *           | minor                  |
| 207.12 *           | minor                  |
| 204.90 *           | minor                  |
| <b>202.02</b> **** | multi-week contain     |
| 198.87 *           | minor                  |
| 195.67 *           | minor                  |
| <b>192.58</b> **** | multi-week contain     |



O= 221.19  
 H= 222.27  
 L= 215.33  
 L= 219.80✓  
 Δ= -0.45

# Tesla (TSLA) - daily chart



## Support and Resistance

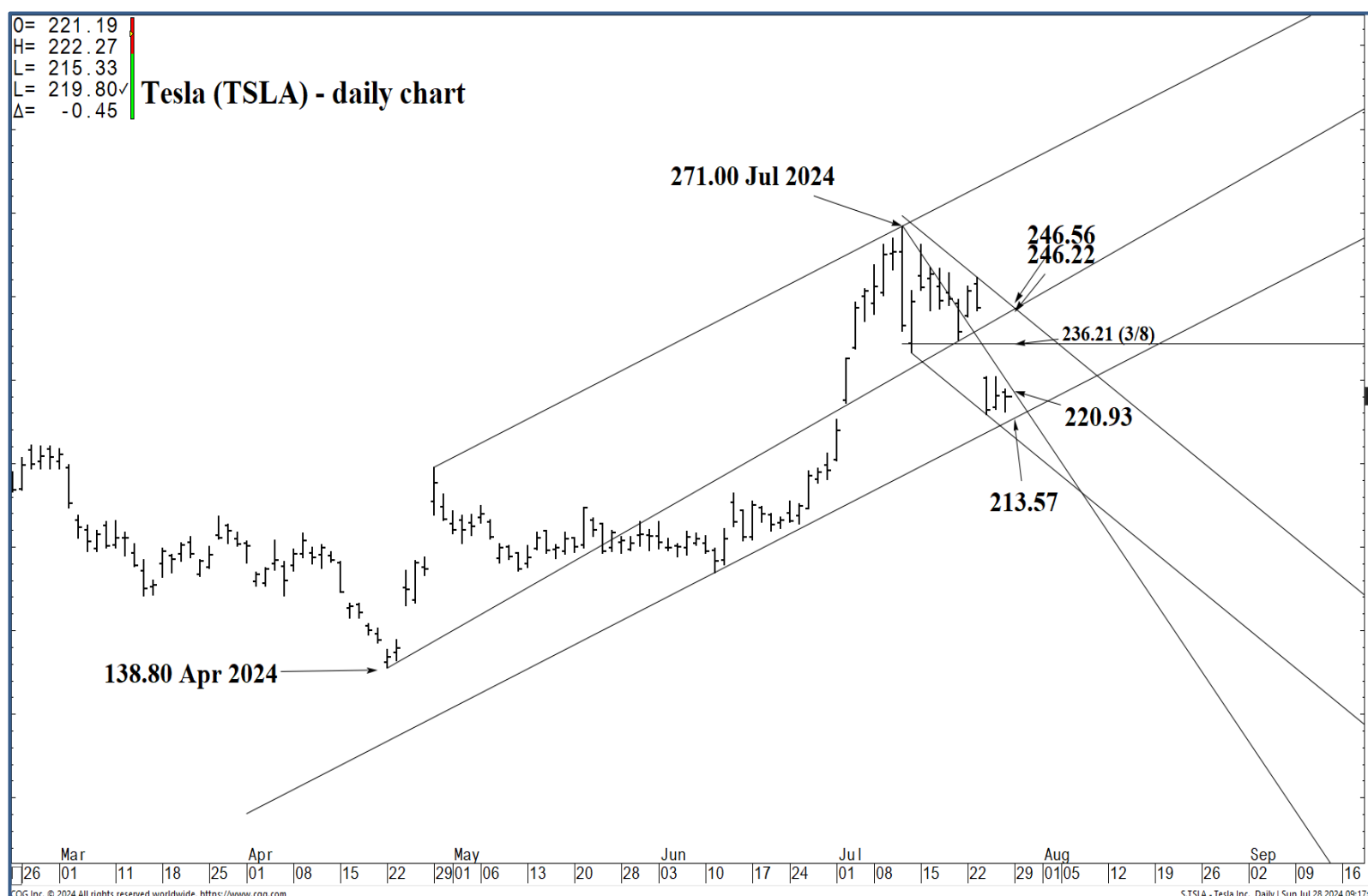
- 246.56 \*\*\*\* multi-wk contain UP**
- 246.22 \*\*\*\* multi-week contain**
- 242.86 \* minor
- 238.46 \* minor
- 236.21 \* session containment**
- 233.09 \* minor
- 231.30 \* minor
- 228.20 \* minor
- 226.62 \* intra-day containment
- 222.27 \* minor
- 220.93 \* session containment UP**
- 217.75 \* minor
- 215.99 \* minor
- 213.57 \* session containment DP**
- 209.86 \* minor
- 207.12 \* minor
- 204.90 \* minor
- 202.02 \*\*\*\* multi-week contain**
- 198.87 \* minor
- 195.67 \* minor
- 192.58 \*\*\*\* multi-week contain**





O= 221.19  
 H= 222.27  
 L= 215.33  
 C= 219.80  
 Δ= -0.45

# Tesla (TSLA) - daily chart



## Support and Resistance

- 246.56 \*\*\*\* multi-wk contain UP**
- 246.22 \*\*\*\* multi-week contain**
- 242.86 \* minor
- 238.46 \* minor
- 236.21 \* session containment**
- 233.09 \* minor
- 231.30 \* minor
- 228.20 \* minor
- 226.62 \* intra-day containment
- 222.27 \* minor
- 220.93 \* session containment UP**
- 217.75 \* minor
- 215.99 \* minor
- 213.57 \* session containment DP**
- 209.86 \* minor
- 207.12 \* minor
- 204.90 \* minor
- 202.02 \*\*\*\* multi-week contain**
- 198.87 \* minor
- 195.67 \* minor
- 192.58 \*\*\*\* multi-week contain**

