



WICKED STOCKS

DIRECTIONAL CLARITY FOR THE ACTIVE INVESTOR



Support and Resistance

248.86 **** multi-wk contain UP
244.62 **** multi-week contain

238.46 * minor
 236.21 * intra-day containment
 233.09 * minor
 231.30 * minor
 228.20 * minor

225.11 * session containment UP

222.64 * minor
 220.50 * minor
 217.75 * minor

212.13 * session containment DP

209.86 * minor
 207.12 * minor
 205.60 * minor

202.45 **** multi-week contain

198.87 * minor
 195.67 * minor

191.78 **** multi-week contain

O= 216.80
 H= 226.00
 L= 216.23
 L= 220.25
 Δ= +4.26

Tesla, Inc (TSLA) - weekly bar chart



Support and Resistance

- 248.86 **** multi-wk contain UP**
- 244.62 **** multi-week contain**
- 238.46 * minor
- 236.21 * intra-day containment
- 233.09 * minor
- 231.30 * minor
- 228.20 * minor
- 225.11 * session containment UP**
- 222.64 * minor
- 220.50 * minor
- 217.75 * minor
- 212.13 * session containment DP**
- 209.86 * minor
- 207.12 * minor
- 205.60 * minor
- 202.45 **** multi-week contain**
- 198.87 * minor
- 195.67 * minor
- 191.78 **** multi-week contain**



O= 216.80
 H= 226.00
 L= 216.23
 L= 220.25
 Δ= +4.26

Tesla, Inc (TSLA) - weekly bar chart



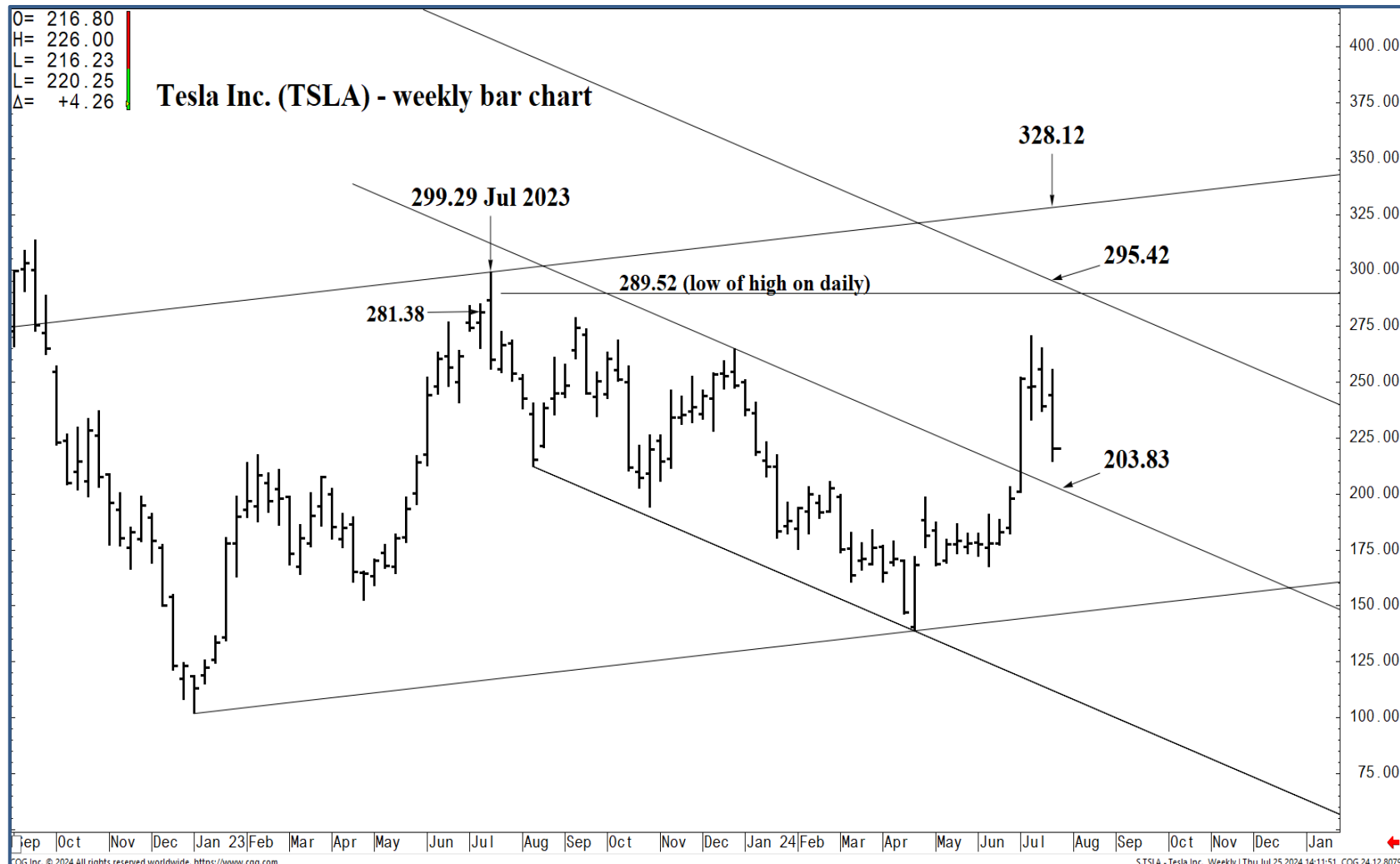
Support and Resistance

- 248.86** **** multi-wk contain UP
- 244.62** **** multi-week contain
- 238.46 * minor
- 236.21 * intra-day containment
- 233.09 * minor
- 231.30 * minor
- 228.20 * minor
- 225.11** * session containment UP
- 222.64 * minor
- 220.50 * minor
- 217.75 * minor
- 212.13** * session containment DP
- 209.86 * minor
- 207.12 * minor
- 205.60 * minor
- 202.45** **** multi-week contain
- 198.87 * minor
- 195.67 * minor
- 191.78** **** multi-week contain

COG Inc. © 2024 All rights reserved worldwide. <https://www.cog.com>

S:TSLA - Tesla Inc., Weekly | Thu Jul 25 2024 14:11:37, COG 24.12.8078





Support and Resistance

- 248.86 **** multi-wk contain UP**
- 244.62 **** multi-week contain**
- 238.46 * minor
- 236.21 * intra-day containment
- 233.09 * minor
- 231.30 * minor
- 228.20 * minor
- 225.11 * session containment UP**
- 222.64 * minor
- 220.50 * minor
- 217.75 * minor
- 212.13 * session containment DP**
- 209.86 * minor
- 207.12 * minor
- 205.60 * minor
- 202.45 **** multi-week contain**
- 198.87 * minor
- 195.67 * minor
- 191.78 **** multi-week contain**



O= 216.80
 H= 226.00
 L= 216.23
 L= 220.25
 Δ= +4.26

Tesla (TSLA) - daily chart



Support and Resistance

- 248.86 **** multi-wk contain UP**
- 244.62 **** multi-week contain**

- 238.46 * minor
- 236.21 * intra-day containment
- 233.09 * minor
- 231.30 * minor
- 228.20 * minor

- 225.11 * session containment UP**

- 222.64 * minor
- 220.50 * minor
- 217.75 * minor

- 212.13 * session containment DP**

- 209.86 * minor
- 207.12 * minor
- 205.60 * minor

- 202.45 **** multi-week contain**

- 198.87 * minor
- 195.67 * minor

- 191.78 **** multi-week contain**

CGG Inc. © 2024 All rights reserved worldwide. <https://www.cgg.com> S:TSLA - Tesla Inc., Daily | Thu Jul 25 2024 14:12:05, CQG 24.12.8075



O= 216.80
 H= 226.00
 L= 216.23
 C= 220.25
 Δ= +4.26

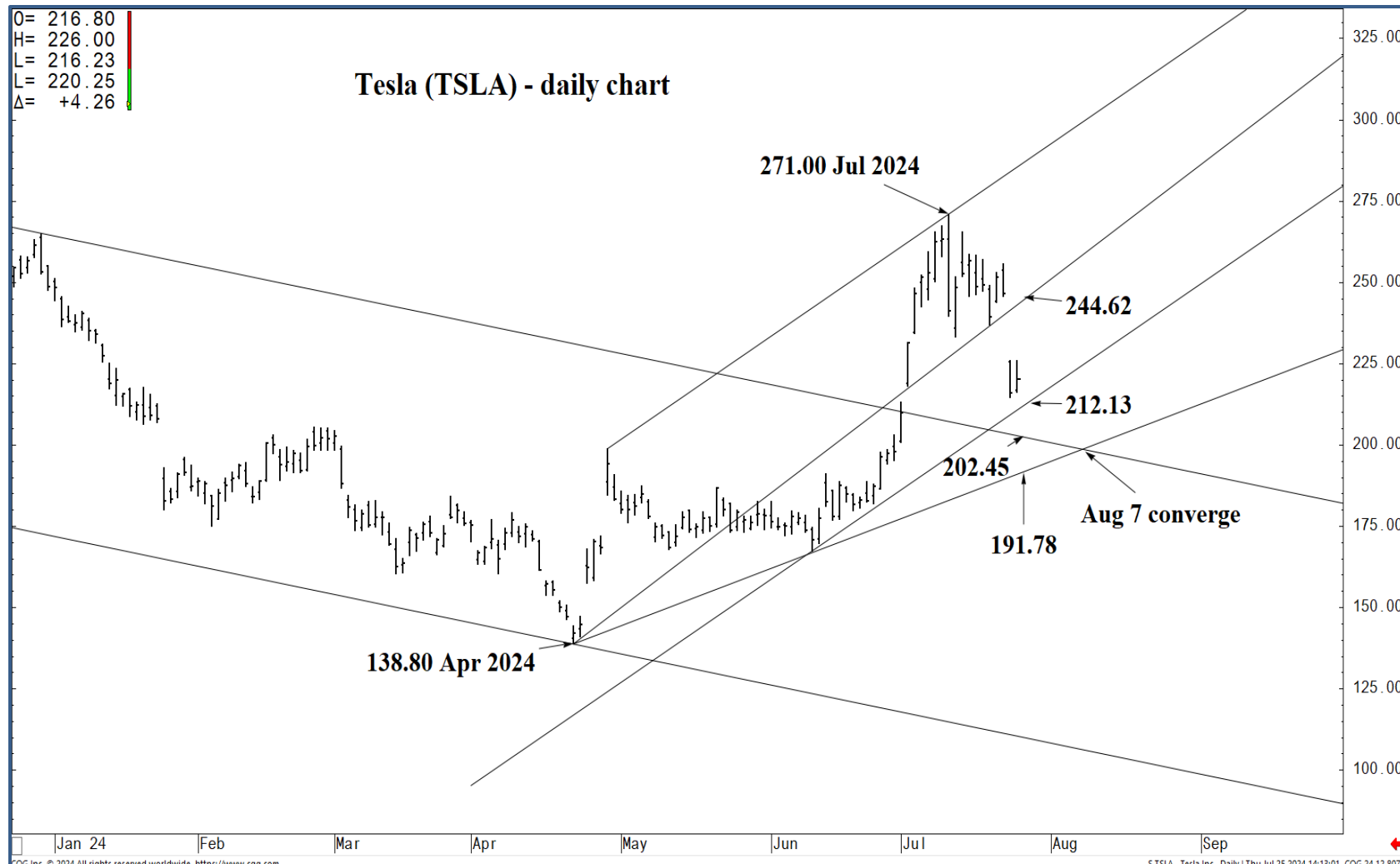
Tesla (TSLA) - daily chart



Support and Resistance

- 248.86** **** multi-wk contain UP
- 244.62** **** multi-week contain
- 238.46 * minor
- 236.21 * intra-day containment
- 233.09 * minor
- 231.30 * minor
- 228.20 * minor
- 225.11** * session containment UP
- 222.64 * minor
- 220.50 * minor
- 217.75 * minor
- 212.13** * session containment DP
- 209.86 * minor
- 207.12 * minor
- 205.60 * minor
- 202.45** **** multi-week contain
- 198.87 * minor
- 195.67 * minor
- 191.78** **** multi-week contain





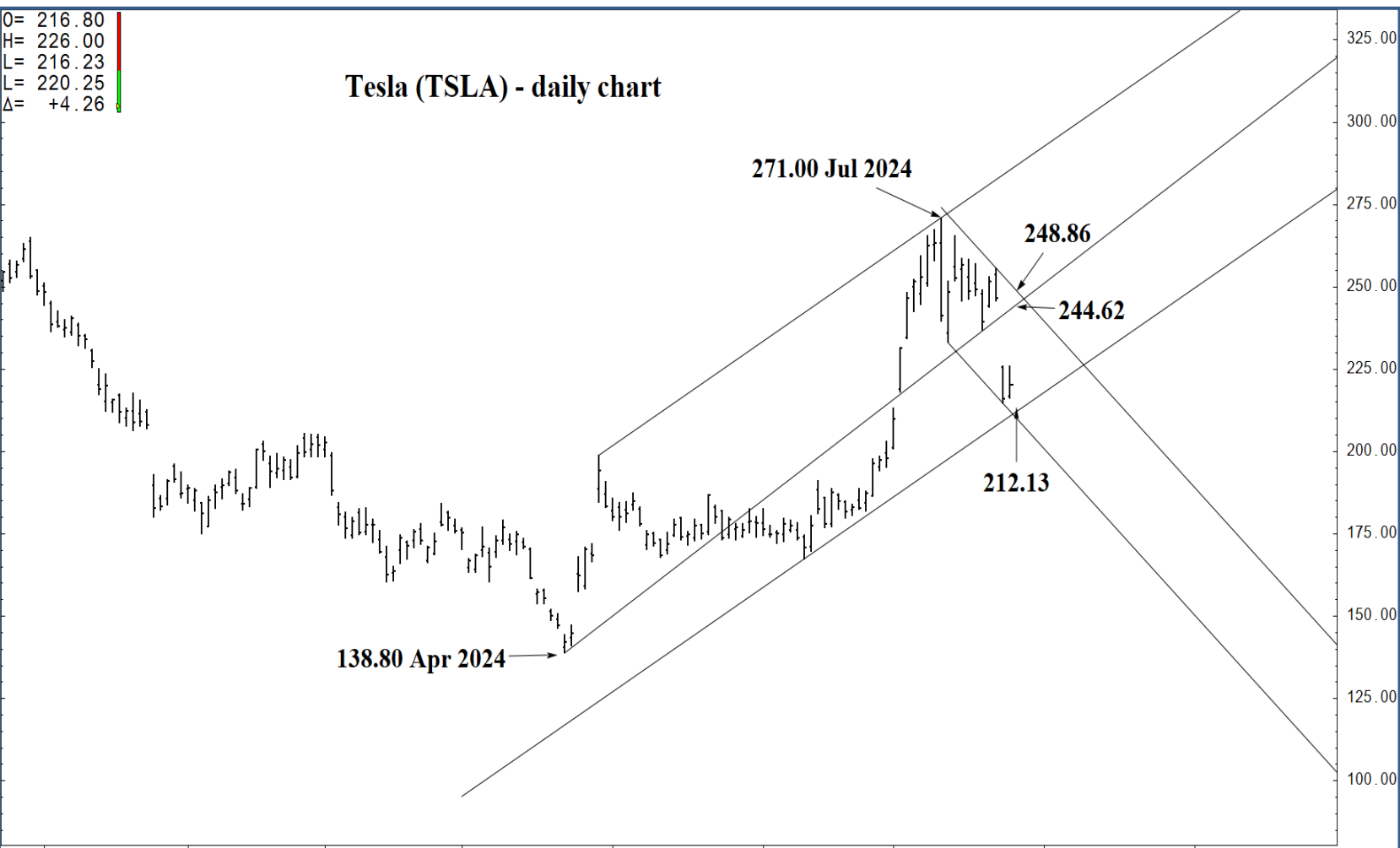
Support and Resistance

- 248.86 **** multi-wk contain UP**
- 244.62 **** multi-week contain**
- 238.46 * minor
- 236.21 * intra-day containment
- 233.09 * minor
- 231.30 * minor
- 228.20 * minor
- 225.11 * session containment UP**
- 222.64 * minor
- 220.50 * minor
- 217.75 * minor
- 212.13 * session containment DP**
- 209.86 * minor
- 207.12 * minor
- 205.60 * minor
- 202.45 **** multi-week contain**
- 198.87 * minor
- 195.67 * minor
- 191.78 **** multi-week contain**



O= 216.80
 H= 226.00
 L= 216.23
 L= 220.25
 Δ= +4.26

Tesla (TSLA) - daily chart



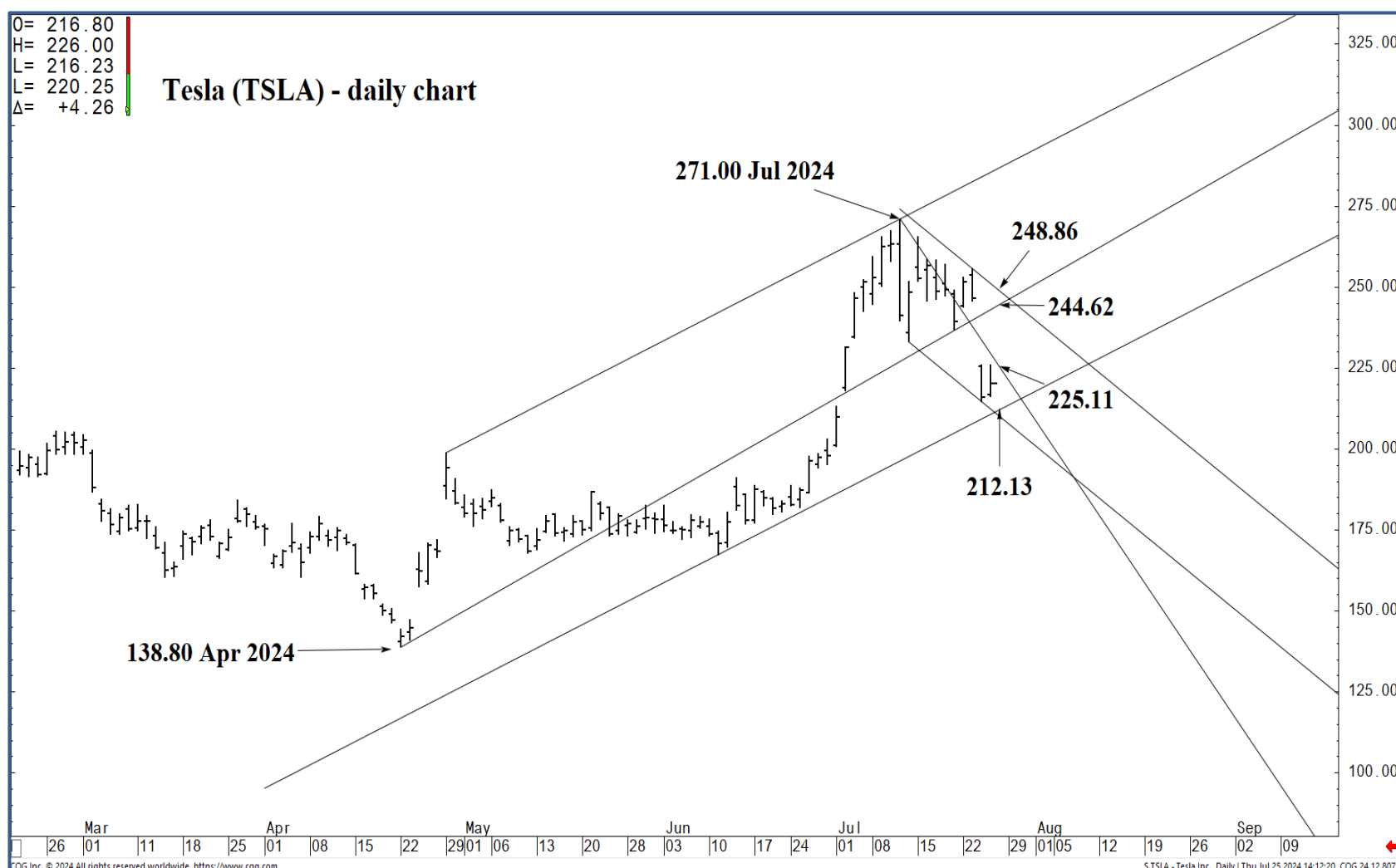
Support and Resistance

- 248.86 **** multi-wk contain UP**
- 244.62 **** multi-week contain**
- 238.46 * minor
- 236.21 * intra-day containment
- 233.09 * minor
- 231.30 * minor
- 228.20 * minor
- 225.11 * session containment UP**
- 222.64 * minor
- 220.50 * minor
- 217.75 * minor
- 212.13 * session containment DP**
- 209.86 * minor
- 207.12 * minor
- 205.60 * minor
- 202.45 **** multi-week contain**
- 198.87 * minor
- 195.67 * minor
- 191.78 **** multi-week contain**



O= 216.80
 H= 226.00
 L= 216.23
 C= 220.25
 Δ= +4.26

Tesla (TSLA) - daily chart



Support and Resistance

- 248.86 **** multi-wk contain UP**
- 244.62 **** multi-week contain**
- 238.46 * minor
- 236.21 * intra-day containment
- 233.09 * minor
- 231.30 * minor
- 228.20 * minor
- 225.11 * session containment UP**
- 222.64 * minor
- 220.50 * minor
- 217.75 * minor
- 212.13 * session containment DP**
- 209.86 * minor
- 207.12 * minor
- 205.60 * minor
- 202.45 **** multi-week contain**
- 198.87 * minor
- 195.67 * minor
- 191.78 **** multi-week contain**

