



WICKED STOCKS

DIRECTIONAL CLARITY FOR THE ACTIVE INVESTOR



Support and Resistance

- 278.98** * session containment
- 275.33 * minor
- 271.00 * intra-day containment
- 256.59 * minor
- 265.13** * session containment
- 262.63 * minor
- 257.51 * minor
- 255.79 * minor
- 251.84 * intra-day containment
- 248.32 * minor
- 245.51 * minor
- 243.83 * minor
- 242.19** *** weekly containment
- 237.98** *** weekly containment
- 234.25 * minor
- 231.79 * intra-day containment
- 228.58 * minor
- 225.87 * minor
- 220.50** * session containment

O= 255.97
 H= 265.60
 L= 251.73
 L= 252.64
 Δ= +4.41

Tesla, Inc (TSLA) - weekly bar chart



Support and Resistance

- 278.98 * session containment**
- 275.33 * minor
- 271.00 * intra-day containment
- 256.59 * minor
- 265.13 * session containment**
- 262.63 * minor
- 257.51 * minor
- 255.79 * minor
- 251.84 * intra-day containment
- 248.32 * minor
- 245.51 * minor
- 243.83 * minor
- 242.19 *** weekly containment**
- 237.98 *** weekly containment**
- 234.25 * minor
- 231.79 * intra-day containment
- 228.58 * minor
- 225.87 * minor
- 220.50 * session containment**

CGG Inc. © 2024 All rights reserved worldwide. <https://www.cgg.com>

S:TSLA - Tesla Inc., Weekly | Mon Jul 15 2024 14:06:53, CGG 24-12-8073



O= 255.97
 H= 265.60
 L= 251.73
 L= 252.64
 Δ= +4.41

Tesla, Inc (TSLA) - weekly bar chart



Support and Resistance

- 278.98** * session containment
- 275.33 * minor
- 271.00 * intra-day containment
- 256.59 * minor
- 265.13** * session containment
- 262.63 * minor
- 257.51 * minor
- 255.79 * minor
- 251.84 * intra-day containment
- 248.32 * minor
- 245.51 * minor
- 243.83 * minor
- 242.19** *** weekly containment
- 237.98** *** weekly containment
- 234.25 * minor
- 231.79 * intra-day containment
- 228.58 * minor
- 225.87 * minor
- 220.50** * session containment



O= 255.97
 H= 265.60
 L= 251.73
 L= 252.64
 Δ= +4.41

Tesla, Inc (TSLA) - weekly bar chart



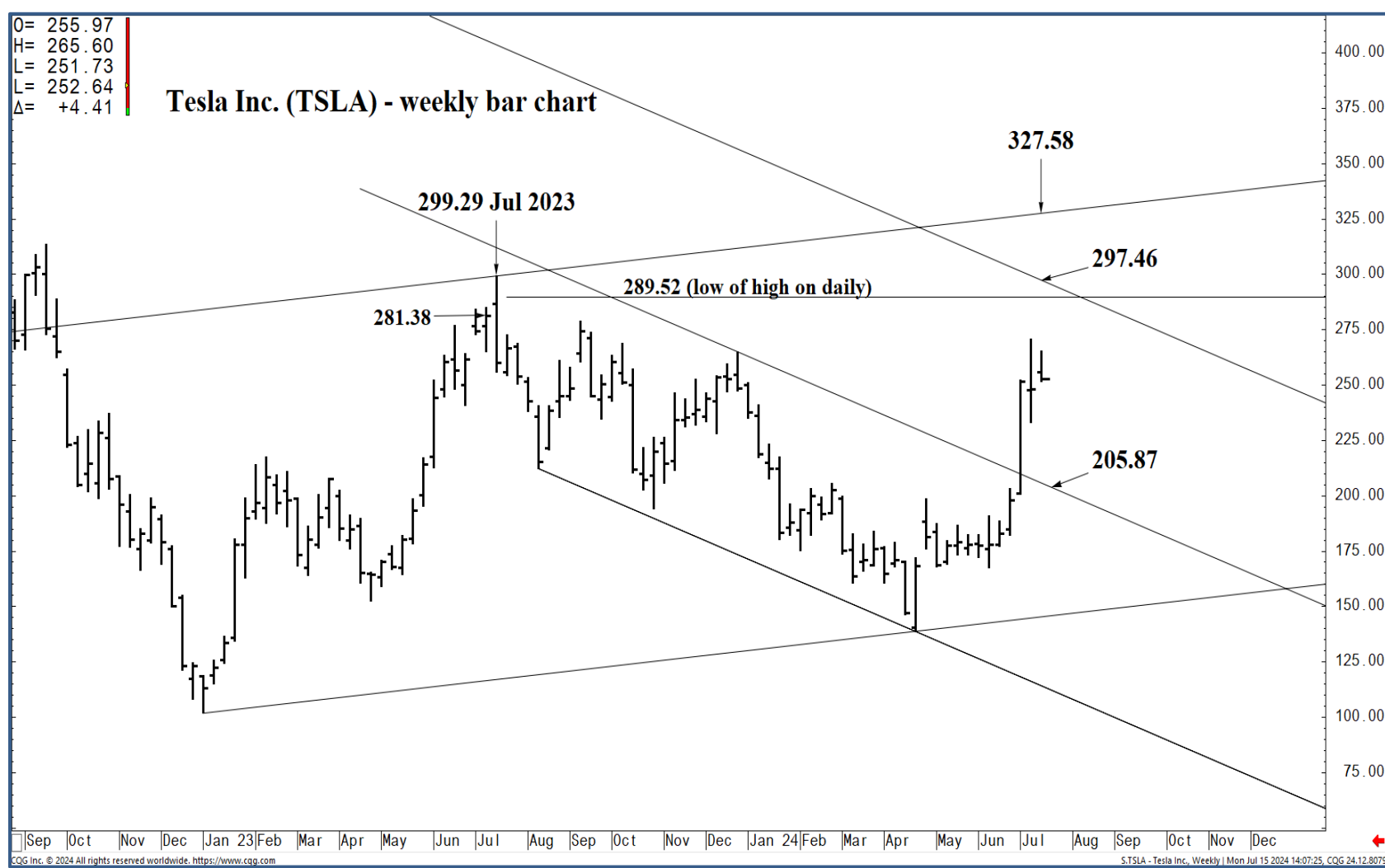
Support and Resistance

- 278.98** * session containment
- 275.33 * minor
- 271.00 * intra-day containment
- 256.59 * minor
- 265.13** * session containment
- 262.63 * minor
- 257.51 * minor
- 255.79 * minor
- 251.84 * intra-day containment
- 248.32 * minor
- 245.51 * minor
- 243.83 * minor
- 242.19** *** weekly containment
- 237.98** *** weekly containment
- 234.25 * minor
- 231.79 * intra-day containment
- 228.58 * minor
- 225.87 * minor
- 220.50** * session containment



O= 255.97
 H= 265.60
 L= 251.73
 L= 252.64
 Δ= +4.41

Tesla Inc. (TSLA) - weekly bar chart



Support and Resistance

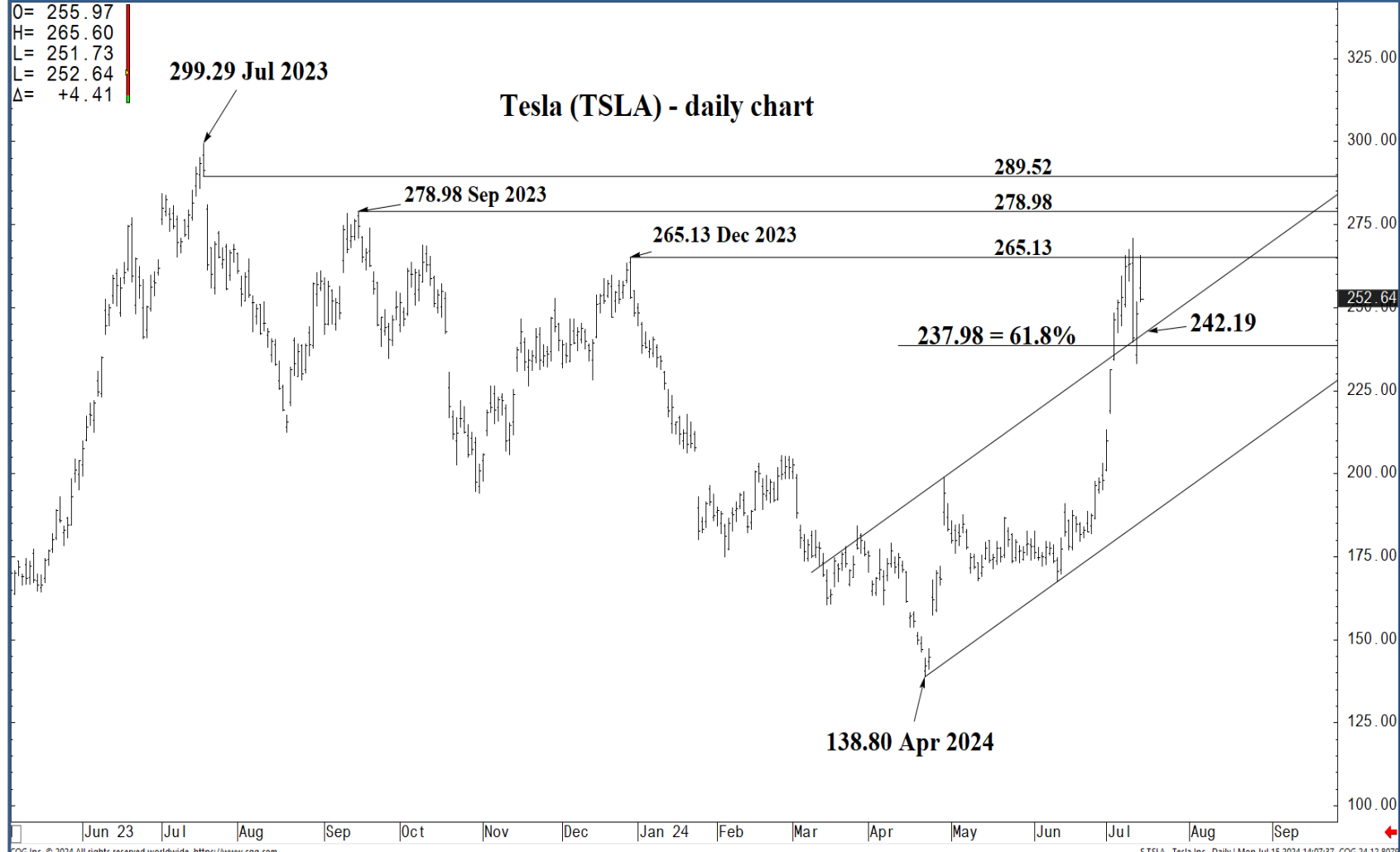
- 278.98** * session containment
- 275.33 * minor
- 271.00 * intra-day containment
- 256.59 * minor
- 265.13** * session containment
- 262.63 * minor
- 257.51 * minor
- 255.79 * minor
- 251.84 * intra-day containment
- 248.32 * minor
- 245.51 * minor
- 243.83 * minor
- 242.19** *** weekly containment
- 237.98** *** weekly containment
- 234.25 * minor
- 231.79 * intra-day containment
- 228.58 * minor
- 225.87 * minor
- 220.50** * session containment

Sep Oct Nov Dec Jan 23 Feb Mar Apr May Jun Jul Aug Sep Oct Nov Dec Jan 24 Feb Mar Apr May Jun Jul Aug Sep Oct Nov Dec
 CQG Inc. © 2024 All rights reserved worldwide. <https://www.cqg.com> S:TSLA - Tesla Inc., Weekly | Mon Jul 15 2024 14:07:25, CQG 24.12.8079



O= 255.97
 H= 265.60
 L= 251.73
 L= 252.64
 Δ= +4.41

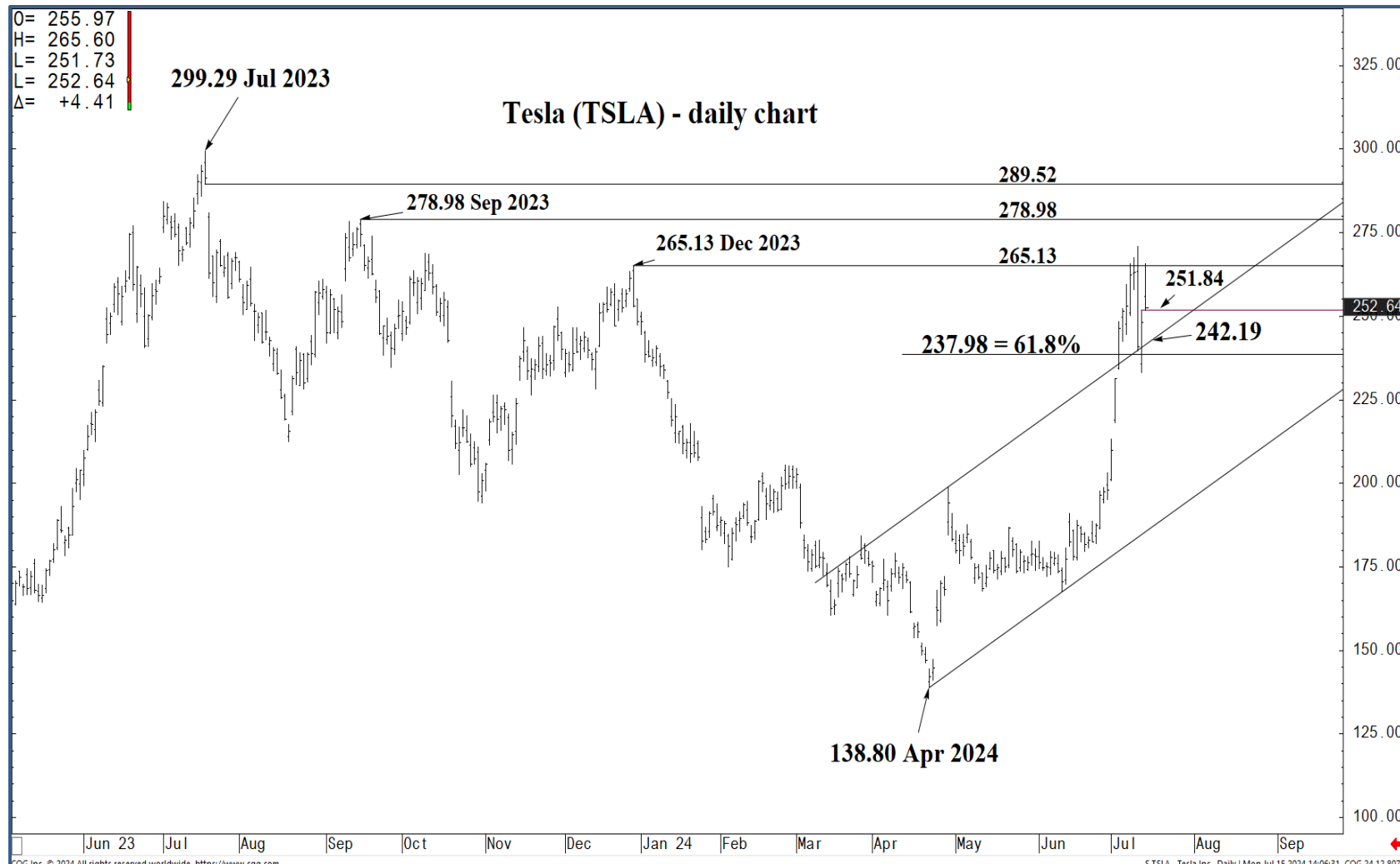
Tesla (TSLA) - daily chart



Support and Resistance

- 278.98** * session containment
- 275.33 * minor
- 271.00 * intra-day containment
- 256.59 * minor
- 265.13** * session containment
- 262.63 * minor
- 257.51 * minor
- 255.79 * minor
- 251.84 * intra-day containment
- 248.32 * minor
- 245.51 * minor
- 243.83 * minor
- 242.19** *** weekly containment
- 237.98** *** weekly containment
- 234.25 * minor
- 231.79 * intra-day containment
- 228.58 * minor
- 225.87 * minor
- 220.50** * session containment





O= 255.97
H= 265.60
L= 251.73
C= 252.64
Δ= +4.41

Tesla (TSLA) - daily chart

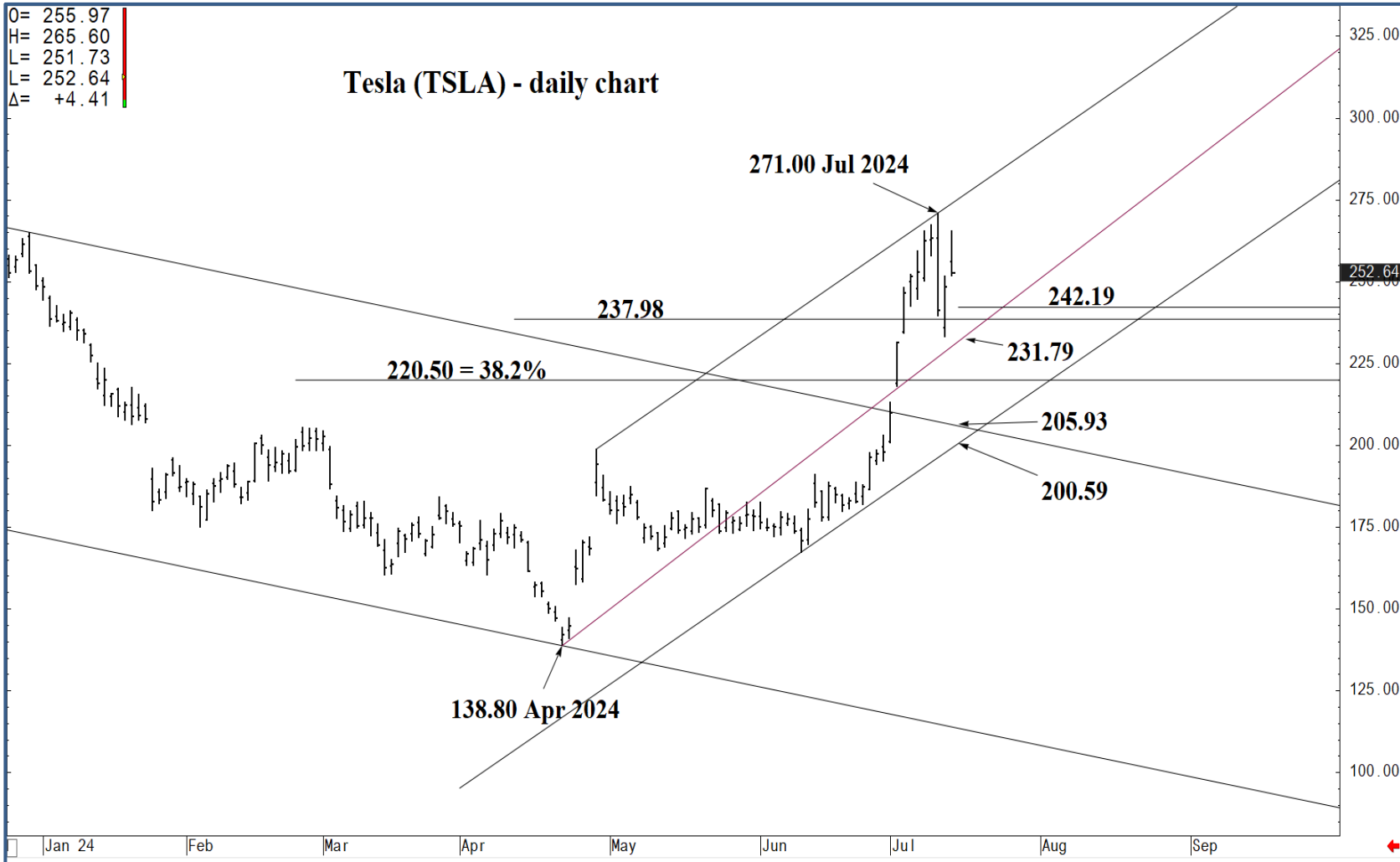
Support and Resistance

- 278.98 * session containment**
- 275.33 * minor
- 271.00 * intra-day containment
- 256.59 * minor
- 265.13 * session containment**
- 262.63 * minor
- 257.51 * minor
- 255.79 * minor
- 251.84 * intra-day containment
- 248.32 * minor
- 245.51 * minor
- 243.83 * minor
- 242.19 *** weekly containment**
- 237.98 *** weekly containment**
- 234.25 * minor
- 231.79 * intra-day containment
- 228.58 * minor
- 225.87 * minor
- 220.50 * session containment**



O= 255.97
 H= 265.60
 L= 251.73
 C= 252.64
 Δ= +4.41

Tesla (TSLA) - daily chart



Support and Resistance

- 278.98** * session containment
- 275.33 * minor
- 271.00 * intra-day containment
- 256.59 * minor
- 265.13** * session containment
- 262.63 * minor
- 257.51 * minor
- 255.79 * minor
- 251.84 * intra-day containment
- 248.32 * minor
- 245.51 * minor
- 243.83 * minor
- 242.19** *** weekly containment
- 237.98** *** weekly containment
- 234.25 * minor
- 231.79 * intra-day containment
- 228.58 * minor
- 225.87 * minor
- 220.50** * session containment



O= 496.61
 H= 501.01
 L= 494.09
 L= 496.29
 Δ= +1.47

Invesco QQQ Trust Series - "Nasdaq-100 ETF" - (QQQ)



Support and Resistance

- 278.98** * session containment
- 275.33 * minor
- 271.00 * intra-day containment
- 256.59 * minor
- 265.13** * session containment
- 262.63 * minor
- 257.51 * minor
- 255.79 * minor
- 251.84 * intra-day containment
- 248.32 * minor
- 245.51 * minor
- 243.83 * minor
- 242.19** *** weekly containment
- 237.98** *** weekly containment
- 234.25 * minor
- 231.79 * intra-day containment
- 228.58 * minor
- 225.87 * minor
- 220.50** * session containment

