



WICKED STOCKS

DIRECTIONAL CLARITY FOR THE ACTIVE INVESTOR



Support and Resistance

- 265.13** * session containment
- 262.63 * minor
- 259.84 * minor
- 257.86 * intra-day containment
- 255.33 * minor
- 251.63 * minor
- 246.32 * minor
- 243.96 * minor
- 240.56** *** weekly containment
- 237.98** *** weekly containment
- 234.25 * minor
- 231.30 * intra-day containment
- 228.58 * minor
- 225.87 * minor
- 220.50** * session containment

O= 263.30
 H= 271.00
 L= 239.65
 L= 241.03
 Δ= -22.23

Tesla, Inc (TSLA) - weekly bar chart



Support and Resistance

- 265.13 * session containment
- 262.63 * minor
- 259.84 * minor
- 257.86 * intra-day containment
- 255.33 * minor
- 251.63 * minor
- 246.32 * minor
- 243.96 * minor
- 240.56 *** weekly containment
- 237.98 *** weekly containment
- 234.25 * minor
- 231.30 * intra-day containment
- 228.58 * minor
- 225.87 * minor
- 220.50 * session containment



O= 263.30
 H= 271.00
 L= 239.65
 L= 241.03
 Δ= -22.23

Tesla, Inc (TSLA) - weekly bar chart



Support and Resistance

- 265.13 * session containment
- 262.63 * minor
- 259.84 * minor
- 257.86 * intra-day containment
- 255.33 * minor
- 251.63 * minor
- 246.32 * minor
- 243.96 * minor
- 240.56 *** weekly containment
- 237.98 *** weekly containment
- 234.25 * minor
- 231.30 * intra-day containment
- 228.58 * minor
- 225.87 * minor
- 220.50 * session containment



O= 263.30
 H= 271.00
 L= 239.65
 C= 241.03
 Δ= -22.23

Tesla, Inc (TSLA) - weekly bar chart



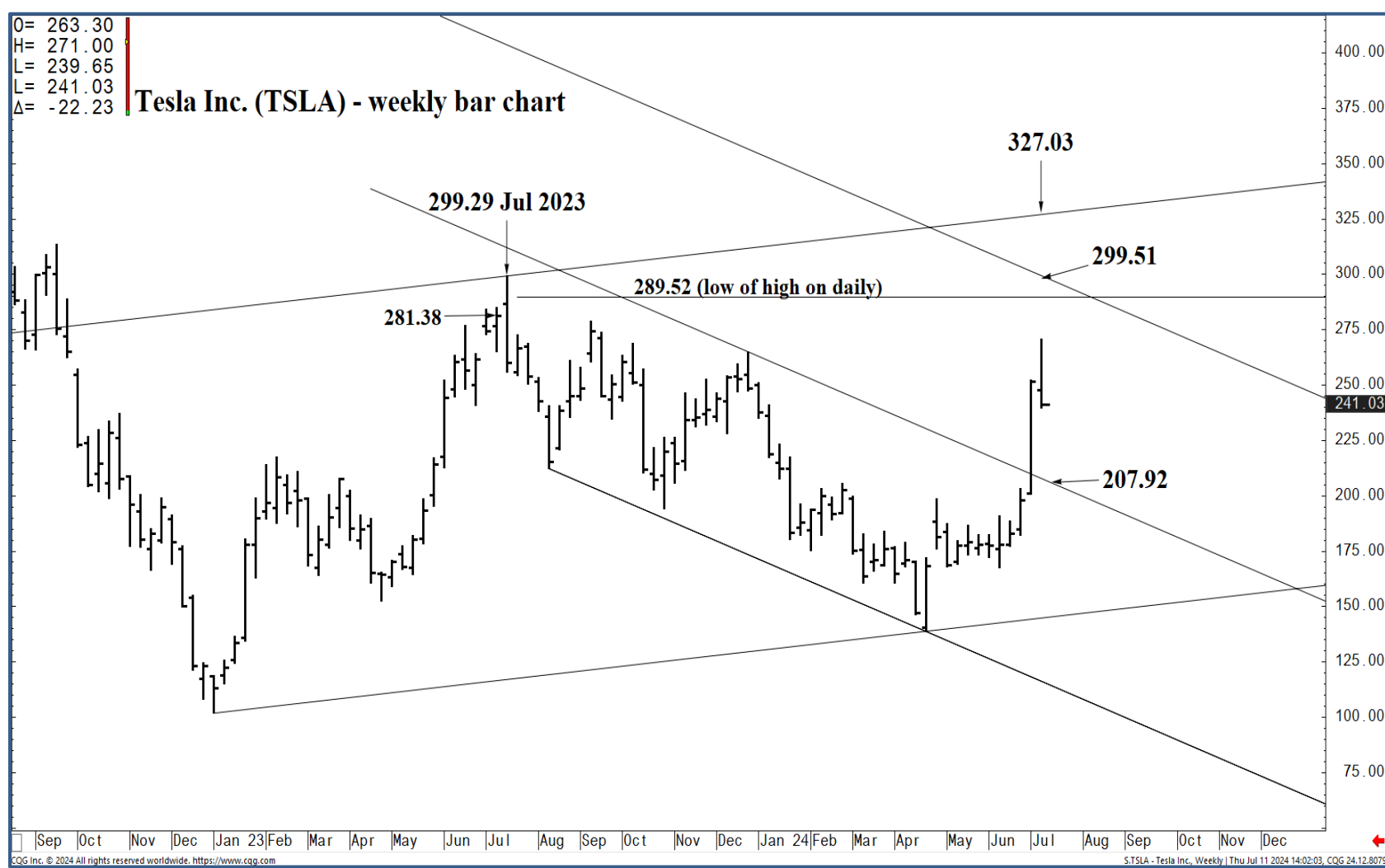
Support and Resistance

- 265.13 * session containment**
- 262.63 * minor
- 259.84 * minor
- 257.86 * intra-day containment
- 255.33 * minor
- 251.63 * minor
- 246.32 * minor
- 243.96 * minor
- 240.56 *** weekly containment**
- 237.98 *** weekly containment**
- 234.25 * minor
- 231.30 * intra-day containment
- 228.58 * minor
- 225.87 * minor
- 220.50 * session containment**



O= 263.30
 H= 271.00
 L= 239.65
 L= 241.03
 Δ= -22.23

Tesla Inc. (TSLA) - weekly bar chart



Support and Resistance

- 265.13 * session containment**
- 262.63 * minor
- 259.84 * minor
- 257.86 * intra-day containment
- 255.33 * minor
- 251.63 * minor
- 246.32 * minor
- 243.96 * minor
- 240.56 *** weekly containment**
- 237.98 *** weekly containment**
- 234.25 * minor
- 231.30 * intra-day containment
- 228.58 * minor
- 225.87 * minor
- 220.50 * session containment**

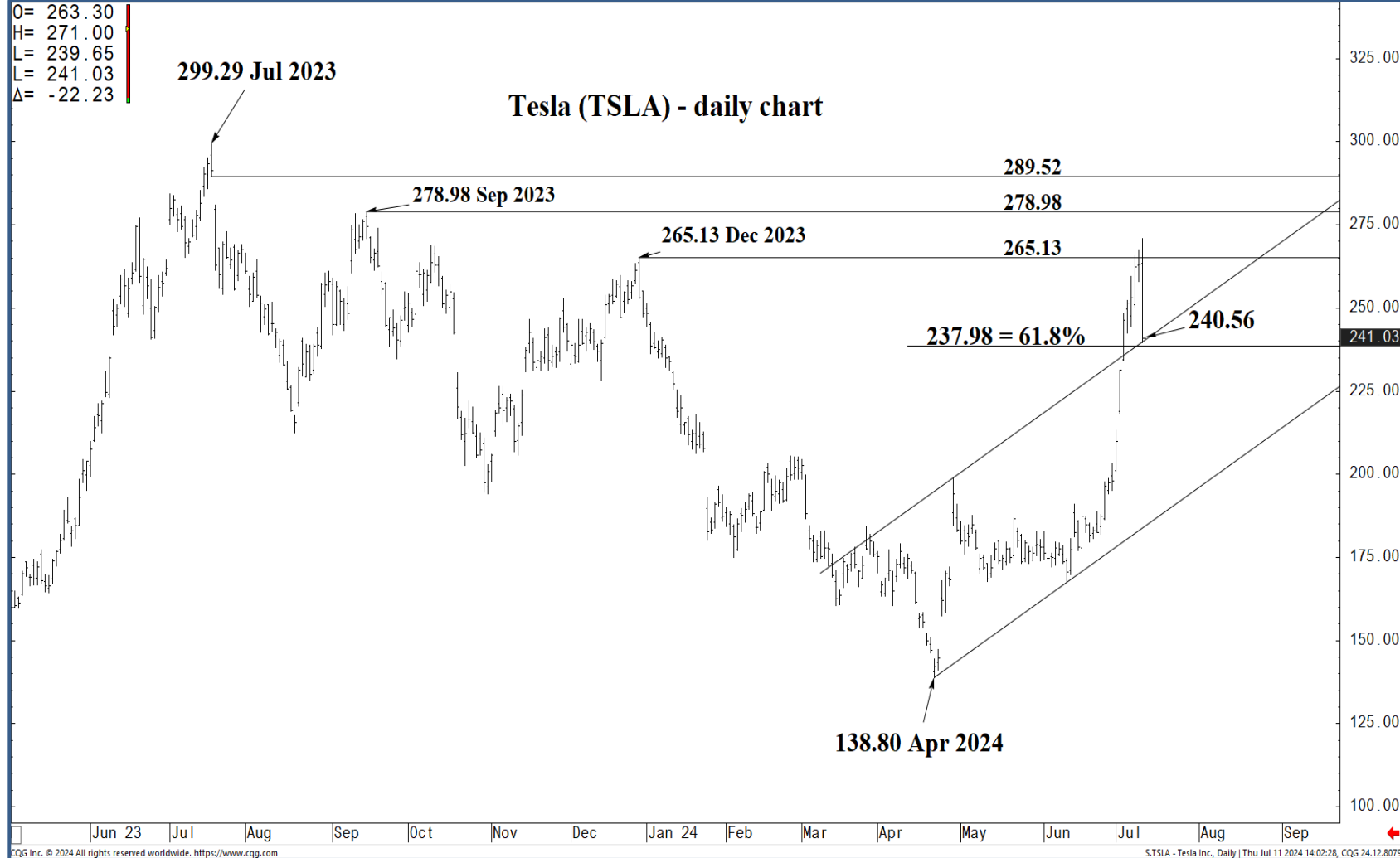
Sep Oct Nov Dec Jan 23 Feb Mar Apr May Jun Jul Aug Sep Oct Nov Dec Jan 24 Feb Mar Apr May Jun Jul Aug Sep Oct Nov Dec
 CQG Inc. © 2024 All rights reserved worldwide. <https://www.cqg.com> S:TSLA - Tesla Inc., Weekly | Thu Jul 11 2024 14:02:03, CQG 24.12.8079



O= 263.30
H= 271.00
L= 239.65
L= 241.03
Δ= -22.23

299.29 Jul 2023

Tesla (TSLA) - daily chart



Support and Resistance

265.13 * session containment

262.63 * minor

259.84 * minor

257.86 * intra-day containment

255.33 * minor

251.63 * minor

246.32 * minor

243.96 * minor

240.56 *** weekly containment

237.98 *** weekly containment

234.25 * minor

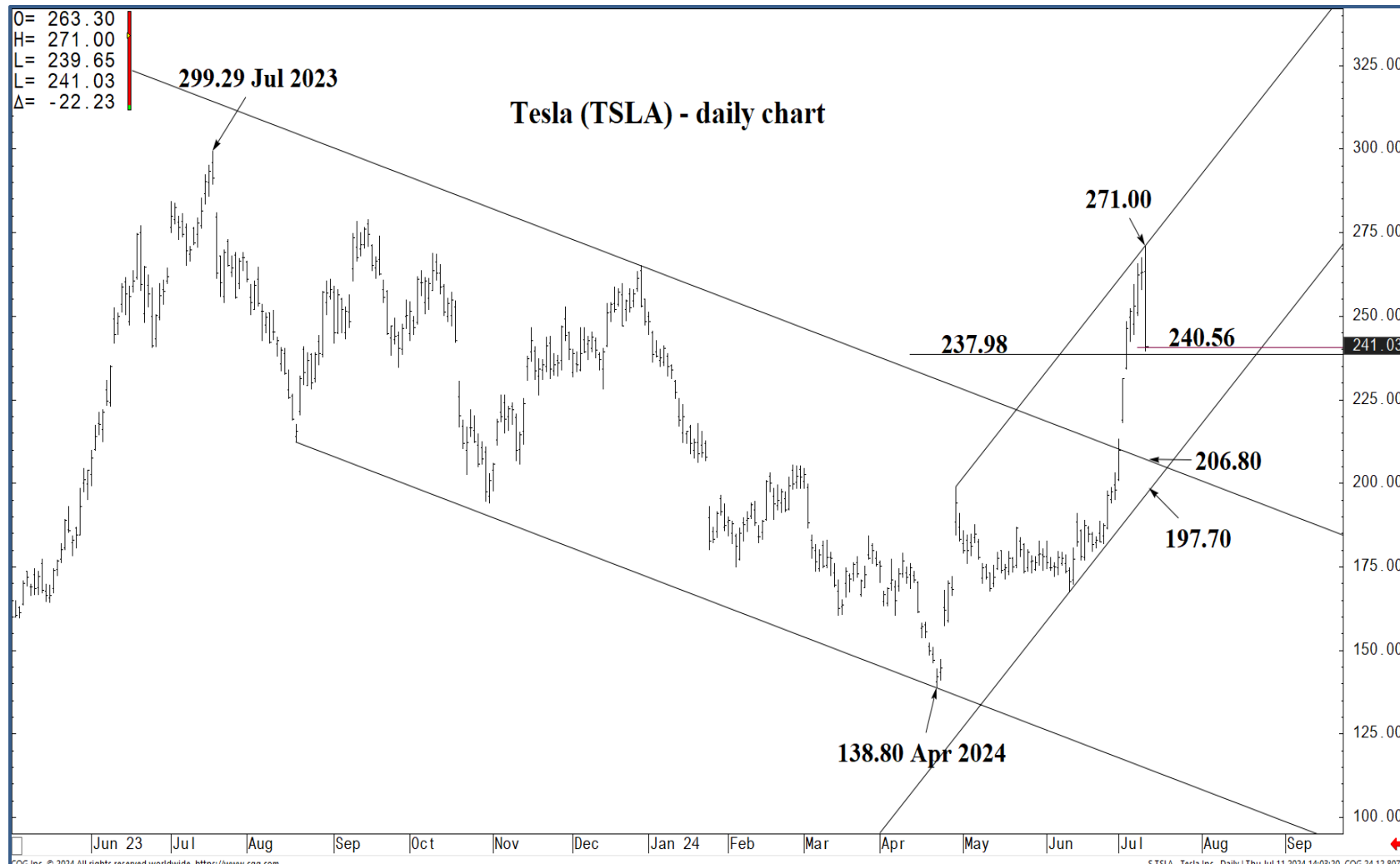
231.30 * intra-day containment

228.58 * minor

225.87 * minor

220.50 * session containment

241.03



Support and Resistance

- 265.13 * session containment**
- 262.63 * minor
- 259.84 * minor
- 257.86 * intra-day containment
- 255.33 * minor
- 251.63 * minor
- 246.32 * minor
- 243.96 * minor
- 240.56 *** weekly containment**
- 237.98 *** weekly containment**
- 234.25 * minor
- 231.30 * intra-day containment
- 228.58 * minor
- 225.87 * minor
- 220.50 * session containment**



O= 263.30
 H= 271.00
 L= 239.65
 L= 241.03
 Δ= -22.23

Tesla (TSLA) - daily chart



Support and Resistance

- 265.13 * session containment**
- 262.63 * minor
- 259.84 * minor
- 257.86 * intra-day containment
- 255.33 * minor
- 251.63 * minor
- 246.32 * minor
- 243.96 * minor
- 240.56 *** weekly containment**
- 237.98 *** weekly containment**
- 234.25 * minor
- 231.30 * intra-day containment
- 228.58 * minor
- 225.87 * minor
- 220.50 * session containment**



O= 503.07
 H= 503.28
 L= 490.72
 L= 492.00
 Δ= -10.96

Invesco QQQ Trust Series - "Nasdaq-100 ETF" - (QQQ)



Support and Resistance

- 265.13 * session containment**
- 262.63 * minor
- 259.84 * minor
- 257.86 * intra-day containment
- 255.33 * minor
- 251.63 * minor
- 246.32 * minor
- 243.96 * minor
- 240.56 *** weekly containment**
- 237.98 *** weekly containment**
- 234.25 * minor
- 231.30 * intra-day containment
- 228.58 * minor
- 225.87 * minor
- 220.50 * session containment**

