



# WICKED STOCKS

DIRECTIONAL CLARITY FOR THE ACTIVE INVESTOR



## Support and Resistance

**289.52 \*\*\* weekly containment**

284.25 \* minor

281.38 \* minor

**278.98 \* session containment**

276.04 \* minor

273.93 \* minor

268.94 \* minor

**265.13 \* session containment**

263.16 \* minor

261.44 \* minor

259.84 \* minor

257.86 \* intra-day containment

252.37 \* minor

250.30 \* minor

247.00 \* minor

243.96 \* minor

**239.74 \*\*\* weekly containment**

**237.98 \*\*\* weekly containment**

O= 262.80  
 H= 267.59  
 L= 257.86  
 L= 263.26  
 Δ= +0.93

### Tesla, Inc (TSLA) - weekly bar chart



### Support and Resistance

- 289.52 \*\*\* weekly containment**
- 284.25 \* minor
- 281.38 \* minor
- 278.98 \* session containment**
- 276.04 \* minor
- 273.93 \* minor
- 268.94 \* minor
- 265.13 \* session containment**
- 263.26 \* minor
- 261.44 \* minor
- 259.84 \* minor
- 257.86 \* intra-day containment
- 252.37 \* minor
- 250.30 \* minor
- 247.00 \* minor
- 243.96 \* minor
- 239.74 \*\*\* weekly containment**
- 237.98 \*\*\* weekly containment**



O= 262.80  
 H= 267.59  
 L= 257.86  
 L= 263.26  
 Δ= +0.93

### Tesla, Inc (TSLA) - weekly bar chart



### Support and Resistance

- 289.52 \*\*\* weekly containment**
- 284.25 \* minor
- 281.38 \* minor
- 278.98 \* session containment**
- 276.04 \* minor
- 273.93 \* minor
- 268.94 \* minor
- 265.13 \* session containment**
- 263.16 \* minor
- 261.44 \* minor
- 259.84 \* minor
- 257.86 \* intra-day containment
- 252.37 \* minor
- 250.30 \* minor
- 247.00 \* minor
- 243.96 \* minor
- 239.74 \*\*\* weekly containment**
- 237.98 \*\*\* weekly containment**

2020 Jan Apr Jul Oct 2021 Jan Apr Jul Oct 2022 Jan Apr Jul Oct 2023 Jan Apr Jul Oct 2024 Jan Apr Jul Oct 2025 Jan Apr

COG Inc. © 2024 All rights reserved worldwide. <https://www.cog.com> S:TSLA - Tesla Inc., Weekly | Wed Jul 10 2024 14:02:45, COG 24.12.8078



O= 262.80  
 H= 267.59  
 L= 257.86  
 L= 263.26  
 Δ= +0.93

### Tesla, Inc (TSLA) - weekly bar chart



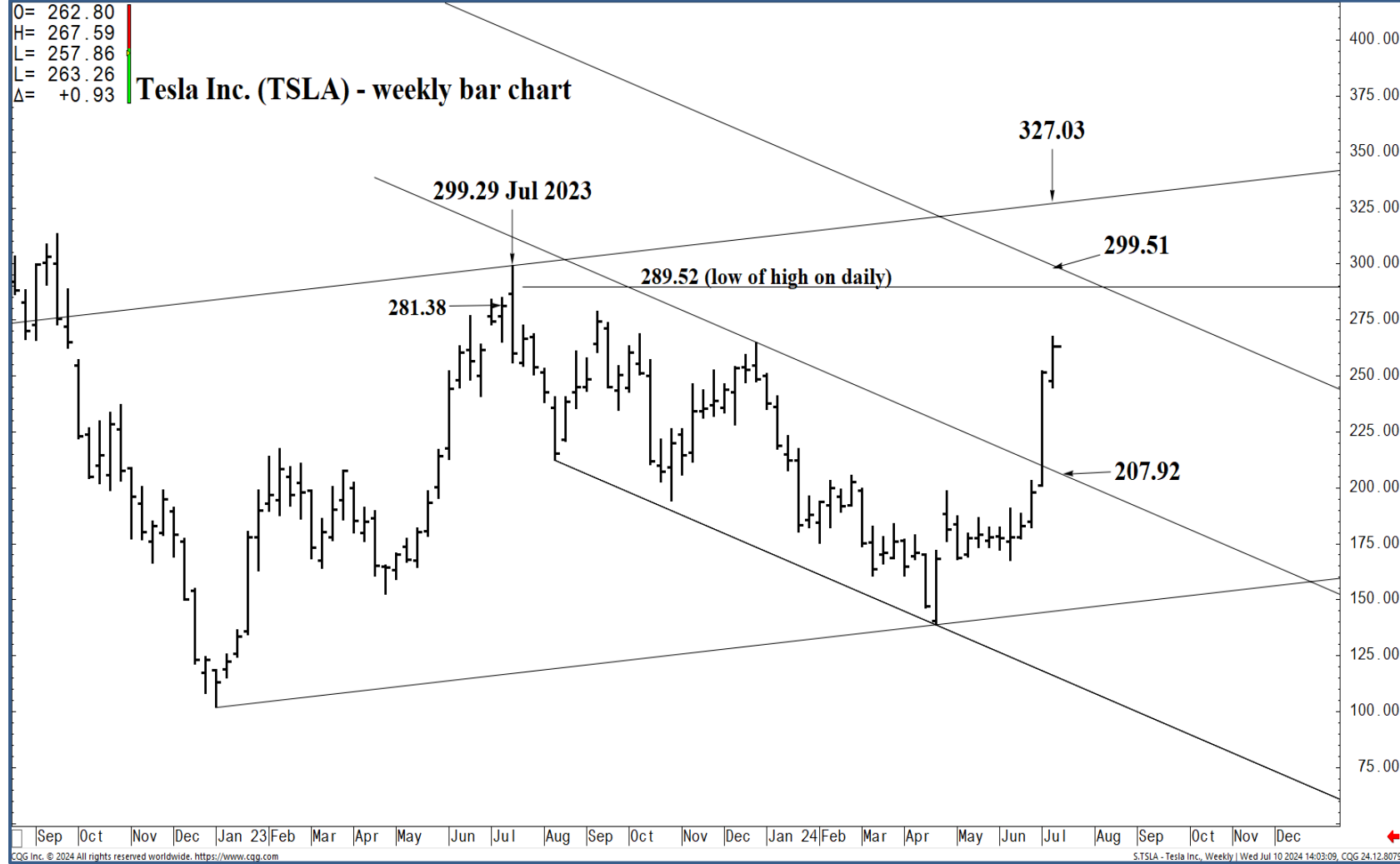
### Support and Resistance

- 289.52 \*\*\* weekly containment**
- 284.25 \* minor
- 281.38 \* minor
- 278.98 \* session containment**
- 276.04 \* minor
- 273.93 \* minor
- 268.94 \* minor
- 265.13 \* session containment**
- 263.26 \* minor
- 261.44 \* minor
- 259.84 \* minor
- 257.86 \* intra-day containment
- 252.37 \* minor
- 250.30 \* minor
- 247.00 \* minor
- 243.96 \* minor
- 239.74 \*\*\* weekly containment**
- 237.98 \*\*\* weekly containment**



O= 262.80  
 H= 267.59  
 L= 257.86  
 L= 263.26  
 Δ= +0.93

# Tesla Inc. (TSLA) - weekly bar chart



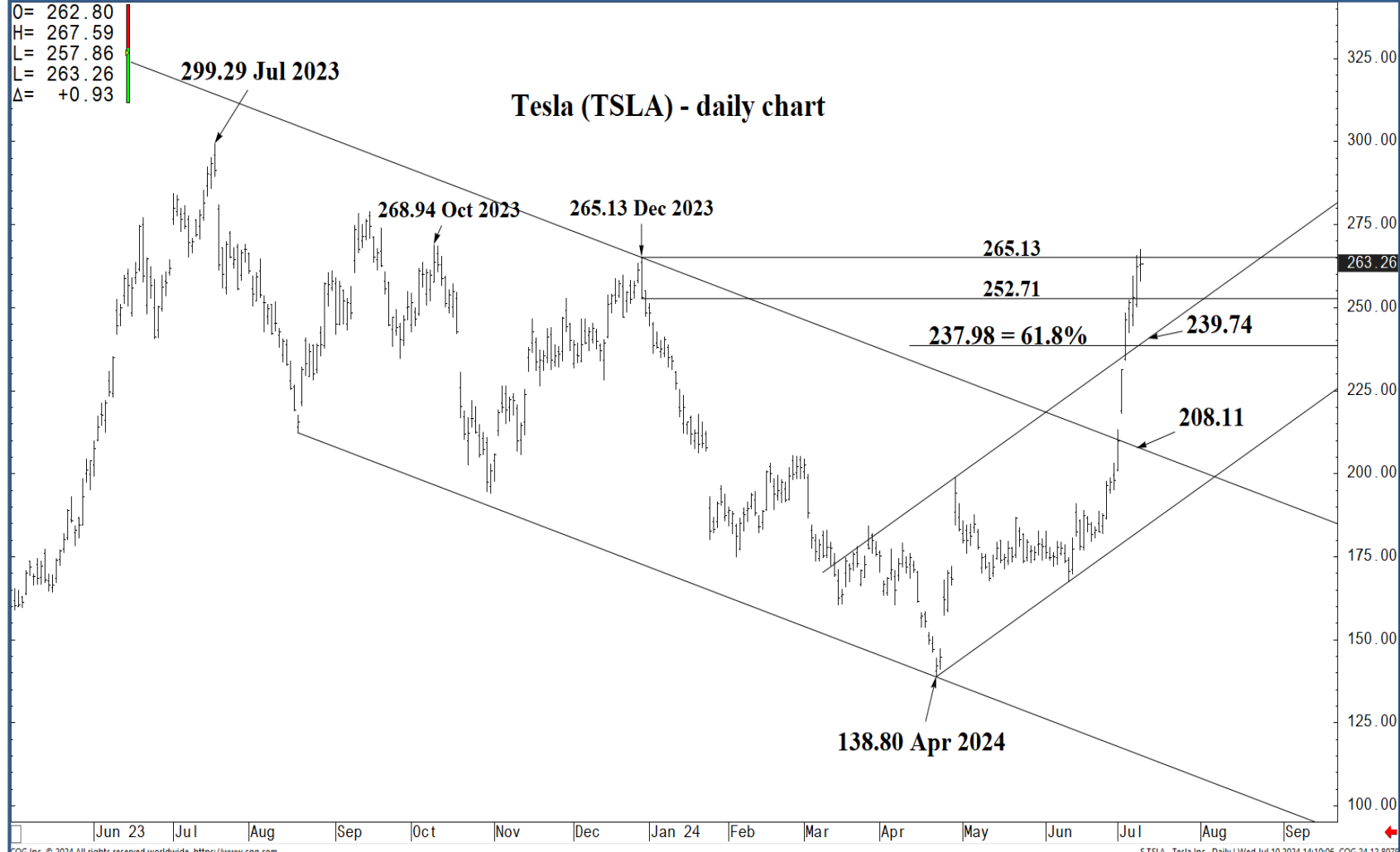
## Support and Resistance

- 289.52 \*\*\* weekly containment**
- 284.25 \* minor
- 281.38 \* minor
- 278.98 \* session containment**
- 276.04 \* minor
- 273.93 \* minor
- 268.94 \* minor
- 265.13 \* session containment**
- 263.16 \* minor
- 261.44 \* minor
- 259.84 \* minor
- 257.86 \* intra-day containment
- 252.37 \* minor
- 250.30 \* minor
- 247.00 \* minor
- 243.96 \* minor
- 239.74 \*\*\* weekly containment**
- 237.98 \*\*\* weekly containment**



O= 262.80  
 H= 267.59  
 L= 257.86  
 C= 263.26  
 Δ= +0.93

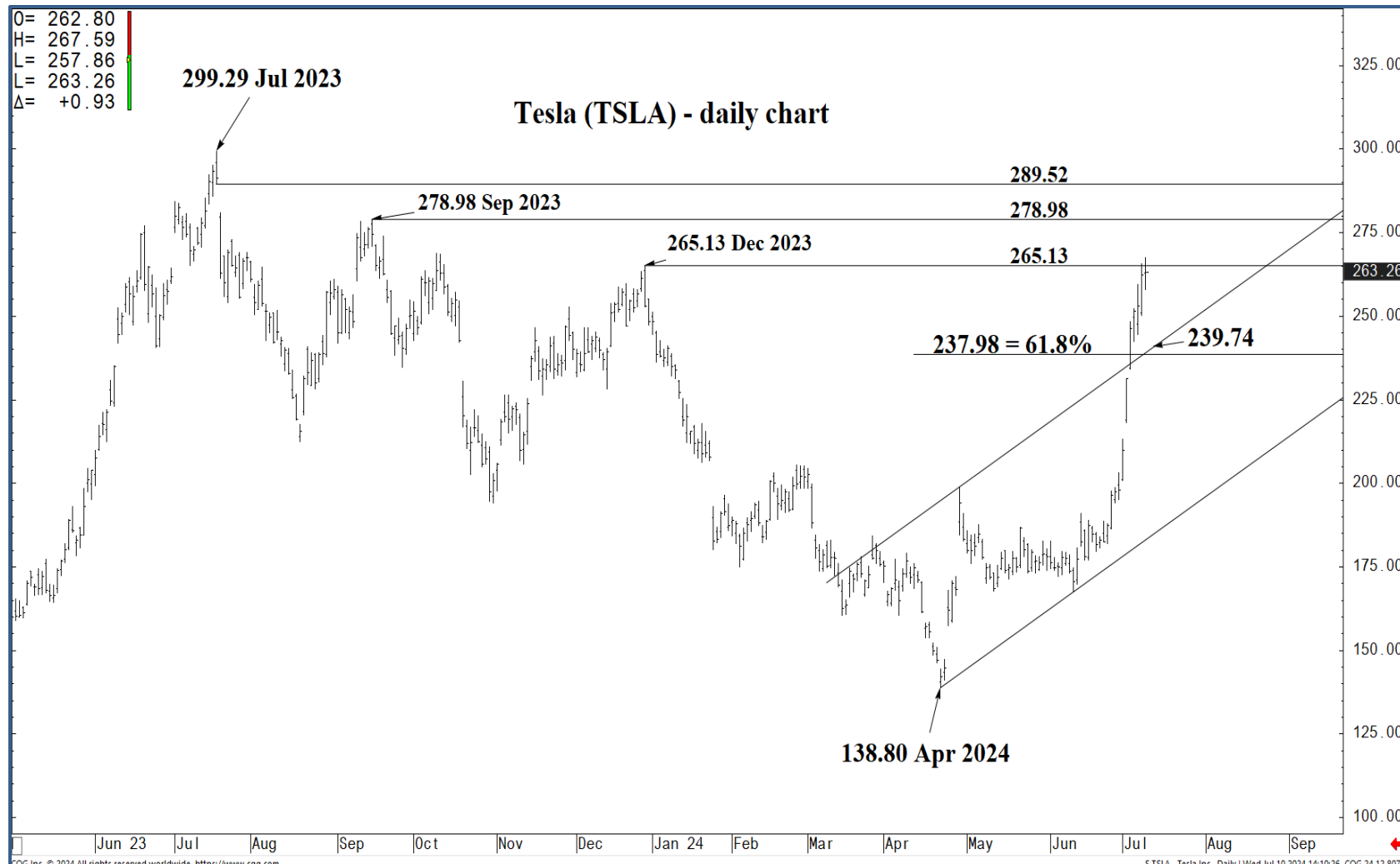
# Tesla (TSLA) - daily chart



## Support and Resistance

- 289.52** \*\*\* weekly containment
- 284.25 \* minor
- 281.38 \* minor
- 278.98** \* session containment
- 276.04 \* minor
- 273.93 \* minor
- 268.94 \* minor
- 265.13** \* session containment
- 263.16 \* minor
- 261.44 \* minor
- 259.84 \* minor
- 257.86 \* intra-day containment
- 252.37 \* minor
- 250.30 \* minor
- 247.00 \* minor
- 243.96 \* minor
- 239.74** \*\*\* weekly containment
- 237.98** \*\*\* weekly containment





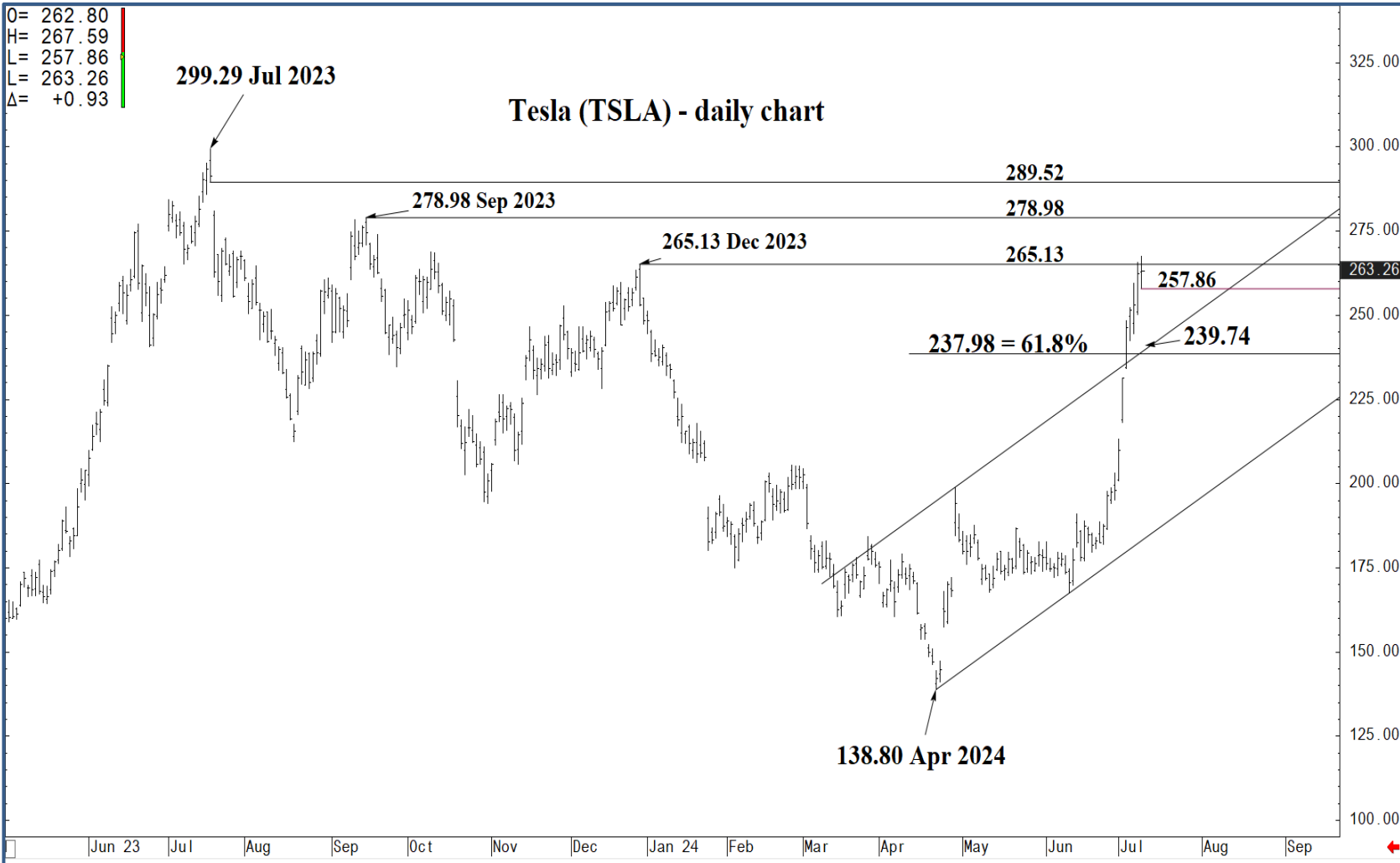
### Support and Resistance

- 289.52 \*\*\* weekly containment**
- 284.25 \* minor
- 281.38 \* minor
- 278.98 \* session containment**
- 276.04 \* minor
- 273.93 \* minor
- 268.94 \* minor
- 265.13 \* session containment**
- 263.16 \* minor
- 261.44 \* minor
- 259.84 \* minor
- 257.86 \* intra-day containment
- 252.37 \* minor
- 250.30 \* minor
- 247.00 \* minor
- 243.96 \* minor
- 239.74 \*\*\* weekly containment**
- 237.98 \*\*\* weekly containment**



O= 262.80  
 H= 267.59  
 L= 257.86  
 L= 263.26  
 Δ= +0.93

### Tesla (TSLA) - daily chart



### Support and Resistance

- 289.52 \*\*\* weekly containment**
- 284.25 \* minor
- 281.38 \* minor
- 278.98 \* session containment**
- 276.04 \* minor
- 273.93 \* minor
- 268.94 \* minor
- 265.13 \* session containment**
- 263.16 \* minor
- 261.44 \* minor
- 259.84 \* minor
- 257.86 \* intra-day containment
- 252.37 \* minor
- 250.30 \* minor
- 247.00 \* minor
- 243.96 \* minor
- 239.74 \*\*\* weekly containment**
- 237.98 \*\*\* weekly containment**

CGG Inc. © 2024 All rights reserved worldwide. <https://www.cgg.com> S:TSLA - Tesla Inc., Daily | Wed Jul 10 2024 14:09:28, CQG 24.12.8079






O= 499.71  
H= 503.52  
L= 497.72  
L= 502.72  
Δ= +4.95

### Invesco QQQ Trust Series - "Nasdaq-100 ETF" - (QQQ)

498.86



### Support and Resistance

- 289.52 \*\*\* weekly containment**
- 284.25 \* minor
- 281.38 \* minor
- 278.98 \* session containment**
- 276.04 \* minor
- 273.93 \* minor
- 268.94 \* minor
- 265.13 \* session containment**
- 263.16 \* minor
- 261.44 \* minor
- 259.84 \* minor
- 257.86 \* intra-day containment
- 252.37 \* minor
- 250.30 \* minor
- 247.00 \* minor
- 243.96 \* minor
- 239.74 \*\*\* weekly containment**
- 237.98 \*\*\* weekly containment**

502.72



COG Inc. © 2024 All rights reserved worldwide. <https://www.cog.com>

S:QQQ - Invesco QQQ Trust Series 1, Weekly | Wed Jul 10 2024 14:07:54, COG 24-12-8078

