



WICKED STOCKS

DIRECTIONAL CLARITY FOR THE ACTIVE INVESTOR



Support and Resistance

289.52 * weekly containment**

284.25 * minor

281.38 * minor

278.98 * session containment

276.04 * minor

273.93 * minor

268.94 * minor

265.13 * session containment

261.44 * minor

259.84 * minor

257.52 * minor

252.71 * minor

250.30 * session containment

247.00 * minor

244.57 * intra-day containment

241.25 * minor

239.74 * minor

238.11 * weekly containment**

237.98 * weekly containment**

O= 251.00
 H= 265.61
 L= 250.30
 L= 262.33
 Δ= +9.39

Tesla, Inc (TSLA) - weekly bar chart



Support and Resistance

- 289.52 *** weekly containment**
- 284.25 * minor
- 281.38 * minor
- 278.98 * session containment**
- 276.04 * minor
- 273.93 * minor
- 268.94 * minor
- 265.13 * session containment**
- 262.33 * minor
- 259.84 * minor
- 257.52 * minor
- 252.71 * minor
- 250.30 * session containment**
- 247.00 * minor
- 244.57 * intra-day containment
- 241.25 * minor
- 239.74 * minor
- 238.11 *** weekly containment**
- 237.98 *** weekly containment**



O= 251.00
H= 265.61
L= 250.30
L= 262.33
Δ= +9.39

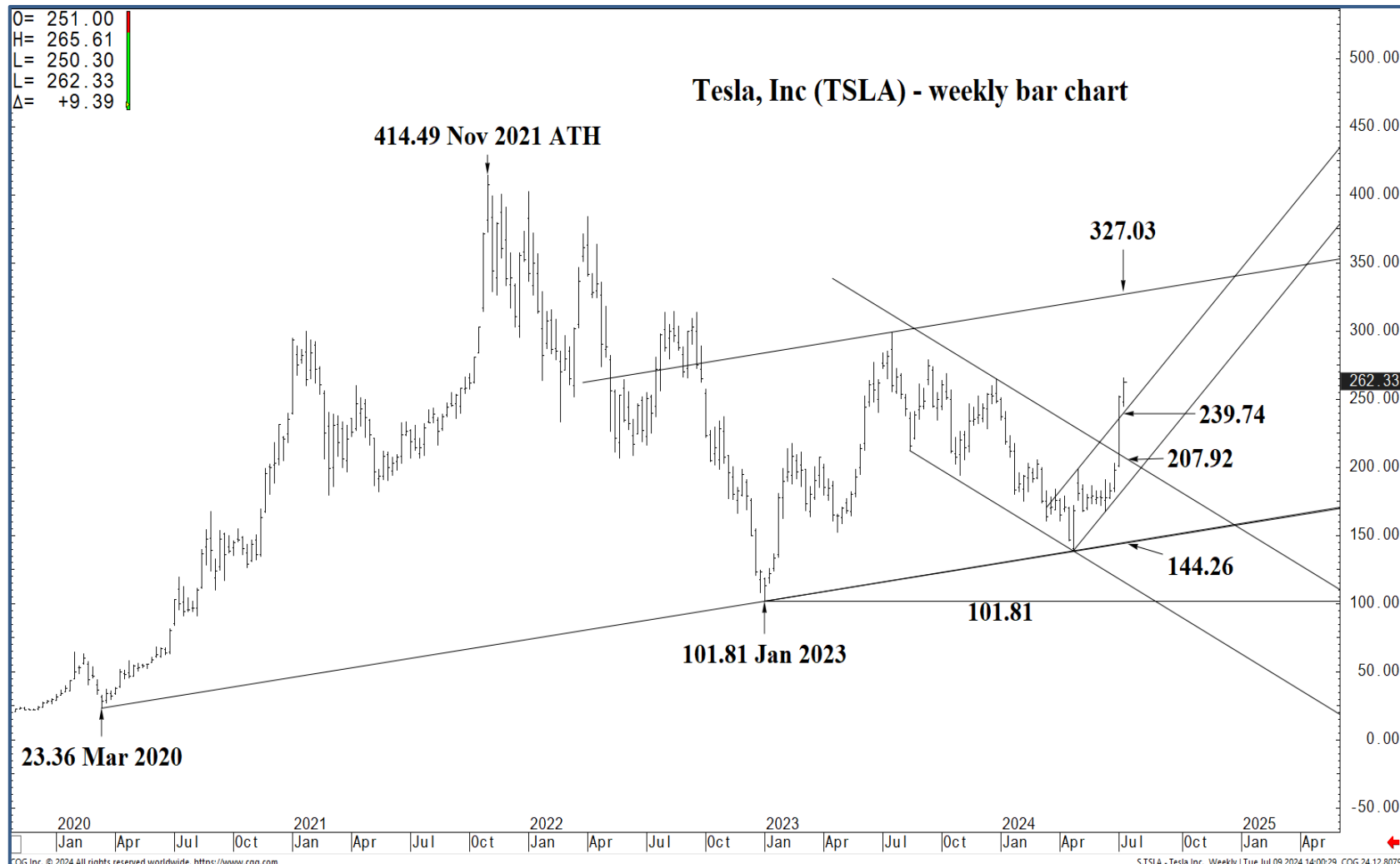
Tesla, Inc (TSLA) - weekly bar chart



Support and Resistance

- 289.52 *** weekly containment**
- 284.25 * minor
- 281.38 * minor
- 278.98 * session containment**
- 276.04 * minor
- 273.93 * minor
- 268.94 * minor
- 265.13 * session containment**
- 262.33 * minor
- 259.84 * minor
- 257.52 * minor
- 252.71 * minor
- 250.30 * session containment**
- 247.00 * minor
- 244.57 * intra-day containment
- 241.25 * minor
- 239.74 * minor
- 238.11 *** weekly containment**
- 237.98 *** weekly containment**





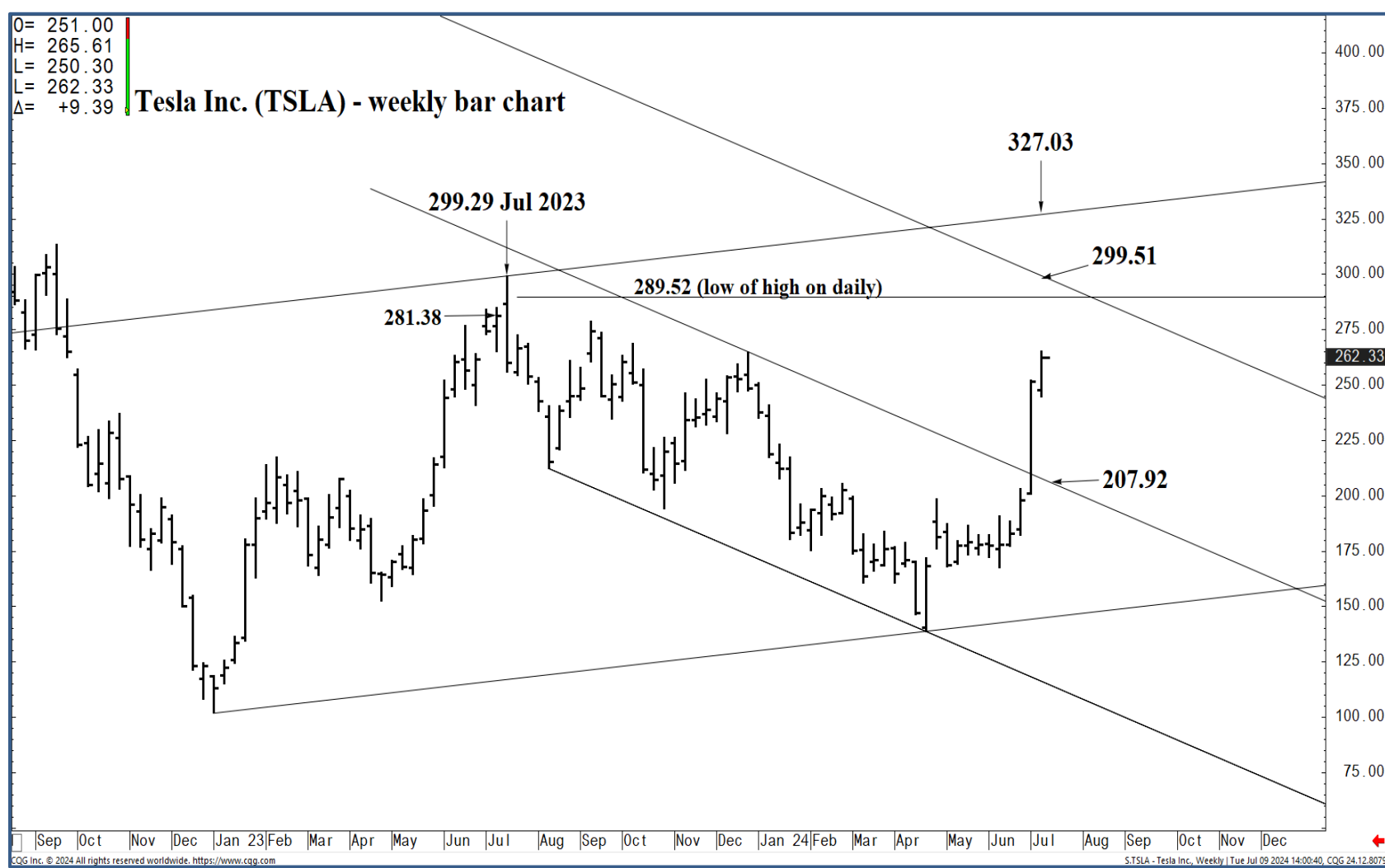
Support and Resistance

- 289.52 *** weekly containment**
- 284.25 * minor
- 281.38 * minor
- 278.98 * session containment**
- 276.04 * minor
- 273.93 * minor
- 268.94 * minor
- 265.13 * session containment**
- 262.33 * minor
- 259.84 * minor
- 257.52 * minor
- 252.71 * minor
- 250.30 * session containment**
- 247.00 * minor
- 244.57 * intra-day containment
- 241.25 * minor
- 239.74 * minor
- 238.11 *** weekly containment**
- 237.98 *** weekly containment**



O= 251.00
 H= 265.61
 L= 250.30
 L= 262.33
 Δ= +9.39

Tesla Inc. (TSLA) - weekly bar chart



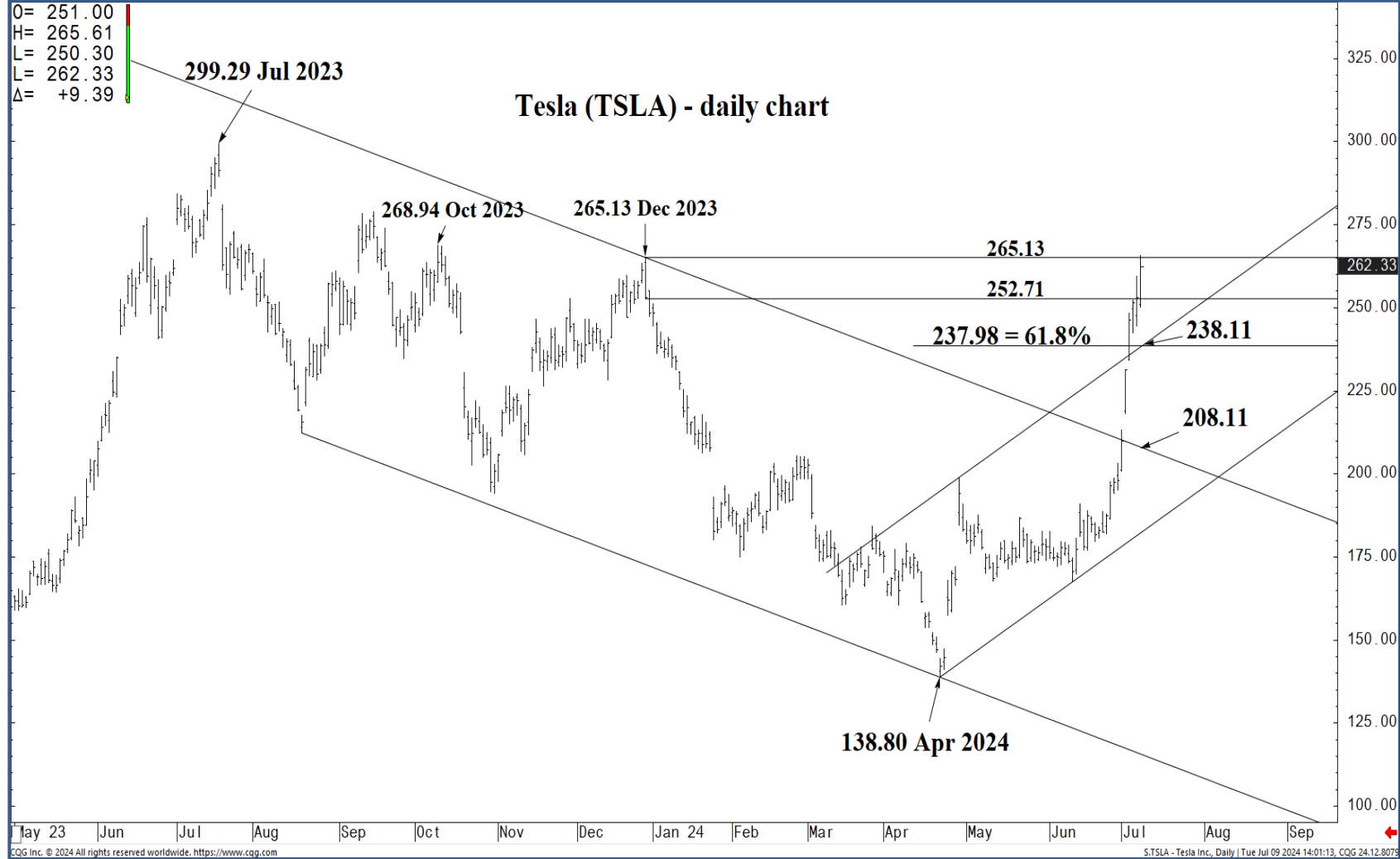
Support and Resistance

- 289.52 *** weekly containment**
- 284.25 * minor
- 281.38 * minor
- 278.98 * session containment**
- 276.04 * minor
- 273.93 * minor
- 268.94 * minor
- 265.13 * session containment**
- 261.44 * minor
- 259.84 * minor
- 257.52 * minor
- 252.71 * minor
- 250.30 * session containment**
- 247.00 * minor
- 244.57 * intra-day containment
- 241.25 * minor
- 239.74 * minor
- 238.11 *** weekly containment**
- 237.98 *** weekly containment**



O= 251.00
 H= 265.61
 L= 250.30
 L= 262.33
 Δ= +9.39

Tesla (TSLA) - daily chart



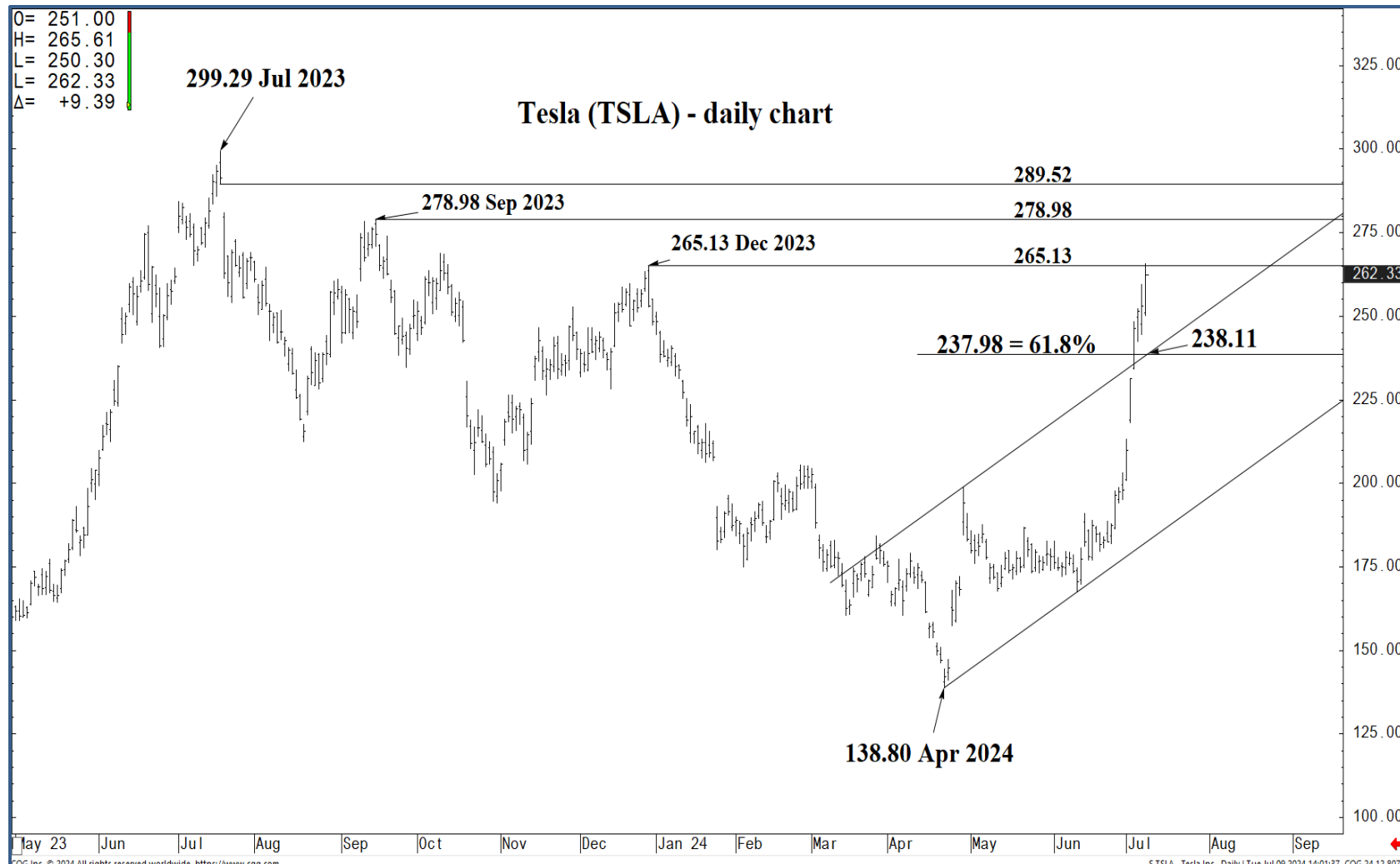
Support and Resistance

- 289.52 *** weekly containment**
- 284.25 * minor
- 281.38 * minor
- 278.98 * session containment**
- 276.04 * minor
- 273.93 * minor
- 268.94 * minor
- 265.13 * session containment**
- 261.44 * minor
- 259.84 * minor
- 257.52 * minor
- 252.71 * minor
- 250.30 * session containment**
- 247.00 * minor
- 244.57 * intra-day containment
- 241.25 * minor
- 239.74 * minor
- 238.11 *** weekly containment**
- 237.98 *** weekly containment**

May 23 | Jun | Jul | Aug | Sep | Oct | Nov | Dec | Jan 24 | Feb | Mar | Apr | May | Jun | Jul | Aug | Sep

CGG Inc. © 2024 All rights reserved worldwide. <https://www.cgg.com> S:TSLA - Tesla Inc., Daily | Tue Jul 09 2024 14:01:13, CGG 24.12.8079





O= 251.00
H= 265.61
L= 250.30
C= 262.33
Δ= +9.39

Tesla (TSLA) - daily chart

Support and Resistance

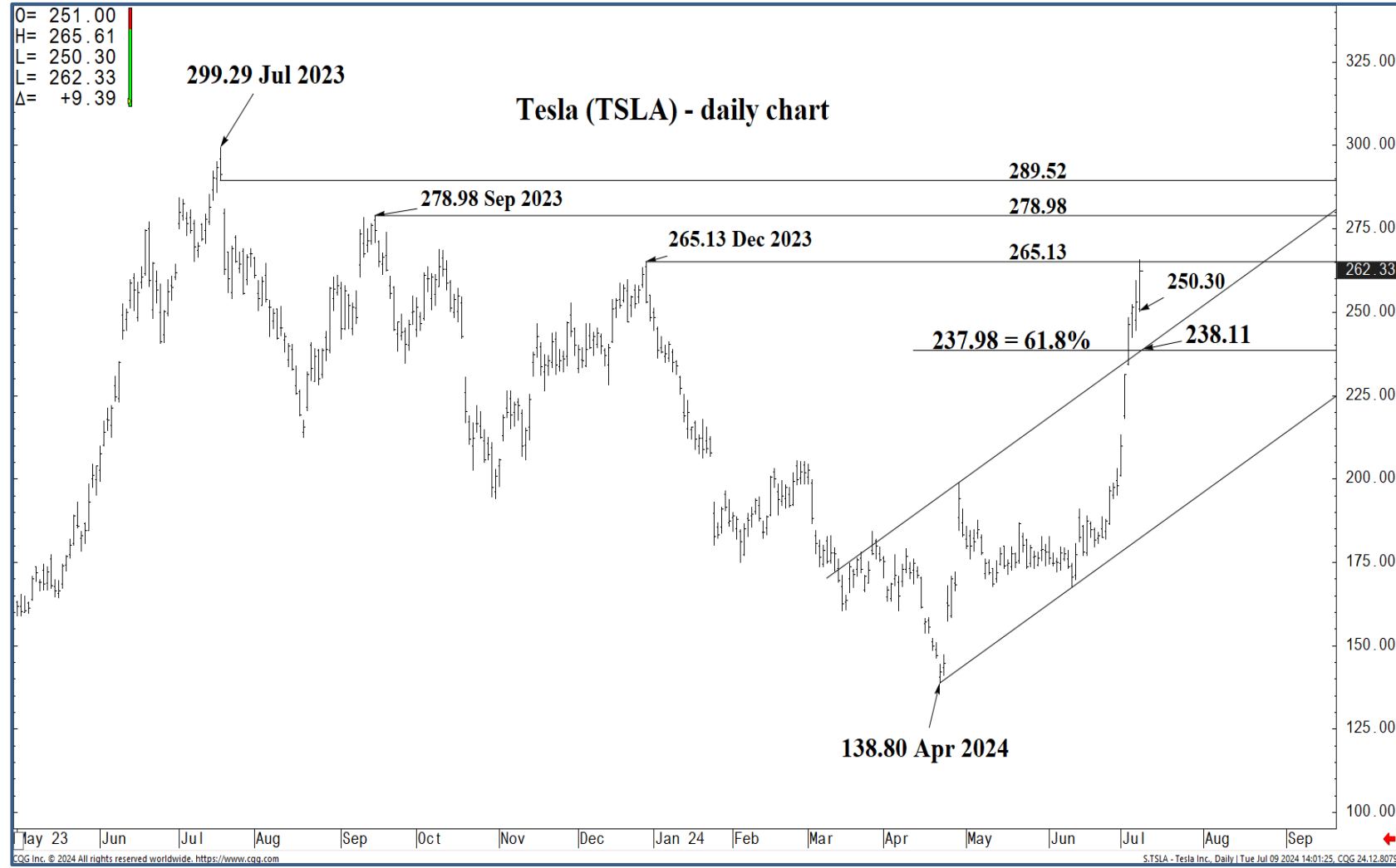
- 289.52 *** weekly containment**
- 284.25 * minor
- 281.38 * minor
- 278.98 * session containment**
- 276.04 * minor
- 273.93 * minor
- 268.94 * minor
- 265.13 * session containment**
- 261.44 * minor
- 259.84 * minor
- 257.52 * minor
- 252.71 * minor
- 250.30 * session containment**
- 247.00 * minor
- 244.57 * intra-day containment
- 241.25 * minor
- 239.74 * minor
- 238.11 *** weekly containment**
- 237.98 *** weekly containment**



O= 251.00
 H= 265.61
 L= 250.30
 L= 262.33
 Δ= +9.39

299.29 Jul 2023

Tesla (TSLA) - daily chart



Support and Resistance

- 289.52 *** weekly containment**
- 284.25 * minor
- 281.38 * minor
- 278.98 * session containment**
- 276.04 * minor
- 273.93 * minor
- 268.94 * minor
- 265.13 * session containment**
- 261.44 * minor
- 259.84 * minor
- 257.52 * minor
- 252.71 * minor
- 250.30 * session containment**
- 247.00 * minor
- 244.57 * intra-day containment
- 241.25 * minor
- 239.74 * minor
- 238.11 *** weekly containment**
- 237.98 *** weekly containment**

138.80 Apr 2024

May 23 | Jun | Jul | Aug | Sep | Oct | Nov | Dec | Jan 24 | Feb | Mar | Apr | May | Jun | Jul | Aug | Sep

COG Inc. © 2024 All rights reserved worldwide. <https://www.cog.com> S:TSLA - Tesla Inc., Daily | Tue Jul 09 2024 14:01:25, COG 24.12.8079



O= 498.87
 H= 500.00
 L= 496.24
 L= 497.49
 Δ= +0.15

Invesco QQQ Trust Series - "Nasdaq-100 ETF" - (QQQ)



Support and Resistance

- 289.52 *** weekly containment**
- 284.25 * minor
- 281.38 * minor
- 278.98 * session containment**
- 276.04 * minor
- 273.93 * minor
- 268.94 * minor
- 265.13 * session containment**
- 261.44 * minor
- 259.84 * minor
- 257.52 * minor
- 252.71 * minor
- 250.30 * session containment**
- 247.00 * minor
- 244.57 * intra-day containment
- 241.25 * minor
- 239.74 * minor
- 238.11 *** weekly containment**
- 237.98 *** weekly containment**

