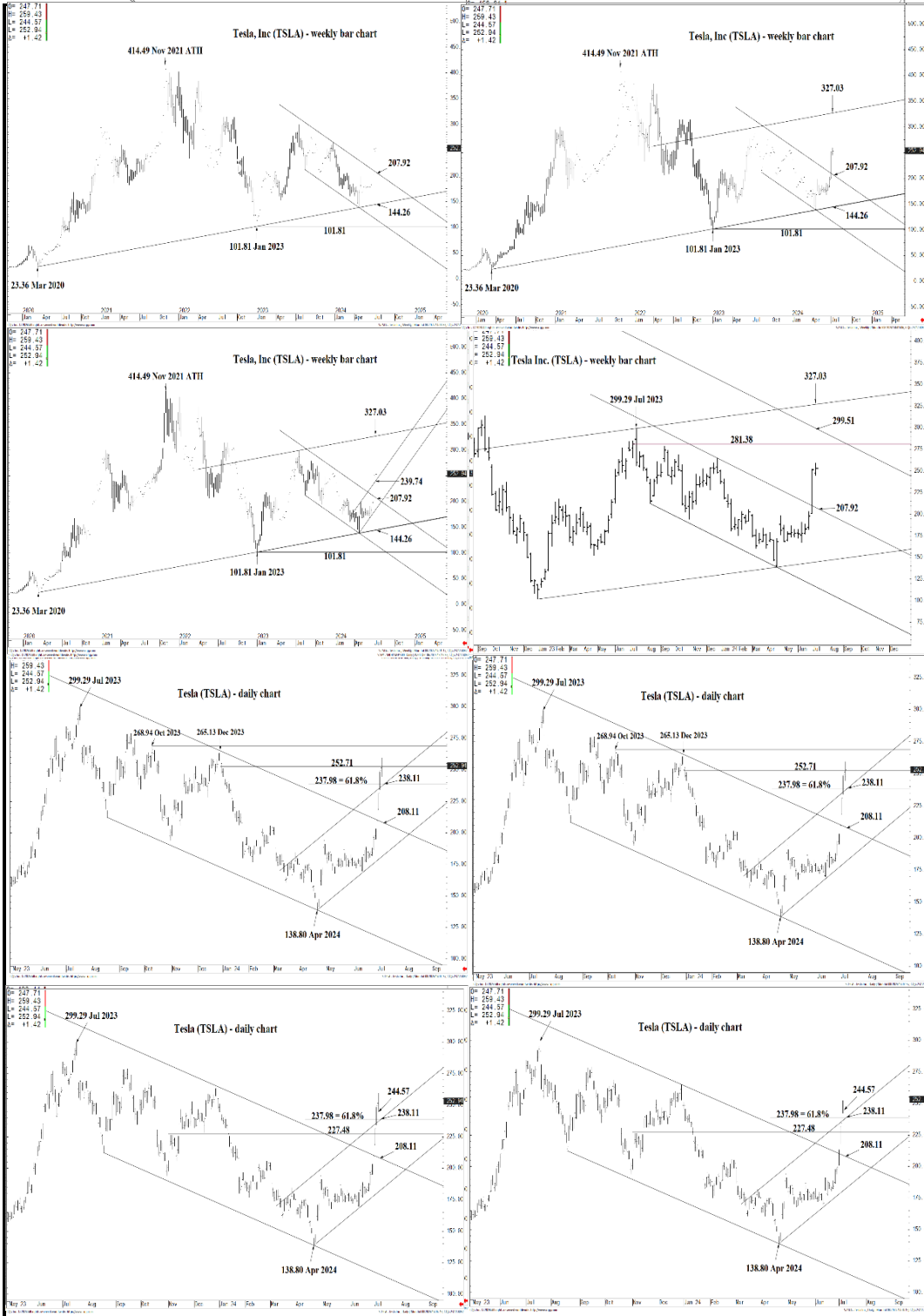




WICKED STOCKS

DIRECTIONAL CLARITY FOR THE ACTIVE INVESTOR



Support and Resistance

265.13 * session containment

261.44 * minor

259.84 * minor

257.52 * minor

252.71 * session containment

250.43 * minor

247.00 * minor

244.57 * intra-day containment

241.25 * minor

239.74 * minor

238.11 *** weekly containment

237.98 *** weekly containment

234.25 * minor

231.30 * minor

227.48 * intra-day containment

225.40 * minor

222.05 * minor

219.05 * session containment

217.80 * minor

215.00 * minor

207.92 **** multi-wk contain UP

O= 247.71
 H= 259.43
 L= 244.57
 L= 252.94
 Δ= +1.42

Tesla, Inc (TSLA) - weekly bar chart



Support and Resistance

- 265.13** * session containment
- 261.44 * minor
- 259.84 * minor
- 257.52 * minor
- 252.71** * session containment
- 250.43 * minor
- 247.00 * minor
- 244.57 * intra-day containment
- 241.25 * minor
- 239.74 * minor
- 238.11** *** weekly containment
- 237.98** *** weekly containment
- 234.25 * minor
- 231.30 * minor
- 227.48 * intra-day containment
- 225.40 * minor
- 222.05 * minor
- 219.05** * session containment
- 217.80 * minor
- 215.00 * minor
- 207.92** **** multi-wk contain UP

CGG Inc. © 2024 All rights reserved worldwide. <http://www.cgg.com>

S:TSLA - Tesla Inc., Weekly | Mon Jul 08 2024 14:00:53, CGG 23.12.8032



O= 247.71
 H= 259.43
 L= 244.57
 L= 252.94
 Δ= +1.42

Tesla, Inc (TSLA) - weekly bar chart



Support and Resistance

- 265.13** * session containment
- 261.44 * minor
- 259.84 * minor
- 257.52 * minor
- 252.71** * session containment
- 250.43 * minor
- 247.00 * minor
- 244.57 * intra-day containment
- 241.25 * minor
- 239.74 * minor
- 238.11** *** weekly containment
- 237.98** *** weekly containment
- 234.25 * minor
- 231.30 * minor
- 227.48 * intra-day containment
- 225.40 * minor
- 222.05 * minor
- 219.05** * session containment
- 217.80 * minor
- 215.00 * minor
- 207.92** ***** multi-wk contain UP

COG Inc. © 2024 All rights reserved worldwide. <http://www.cog.com>

S:TSLA - Tesla Inc., Weekly | Mon Jul 08 2024 14:01:06, COG 23.12.8033



O= 247.71
 H= 259.43
 L= 244.57
 L= 252.94
 Δ= +1.42

Tesla, Inc (TSLA) - weekly bar chart



Support and Resistance

- 265.13 * session containment**
- 261.44 * minor
- 259.84 * minor
- 257.52 * minor
- 252.71 * session containment**
- 250.43 * minor
- 247.00 * minor
- 244.57 * intra-day containment
- 241.25 * minor
- 239.74 * minor
- 238.11 *** weekly containment**
- 237.98 *** weekly containment**
- 234.25 * minor
- 231.30 * minor
- 227.48 * intra-day containment
- 225.40 * minor
- 222.05 * minor
- 219.05 * session containment**
- 217.80 * minor
- 215.00 * minor
- 207.92 ***** multi-wk contain UP**



O= 247.71
 H= 259.43
 L= 244.57
 L= 252.94
 Δ= +1.42

Tesla Inc. (TSLA) - weekly bar chart



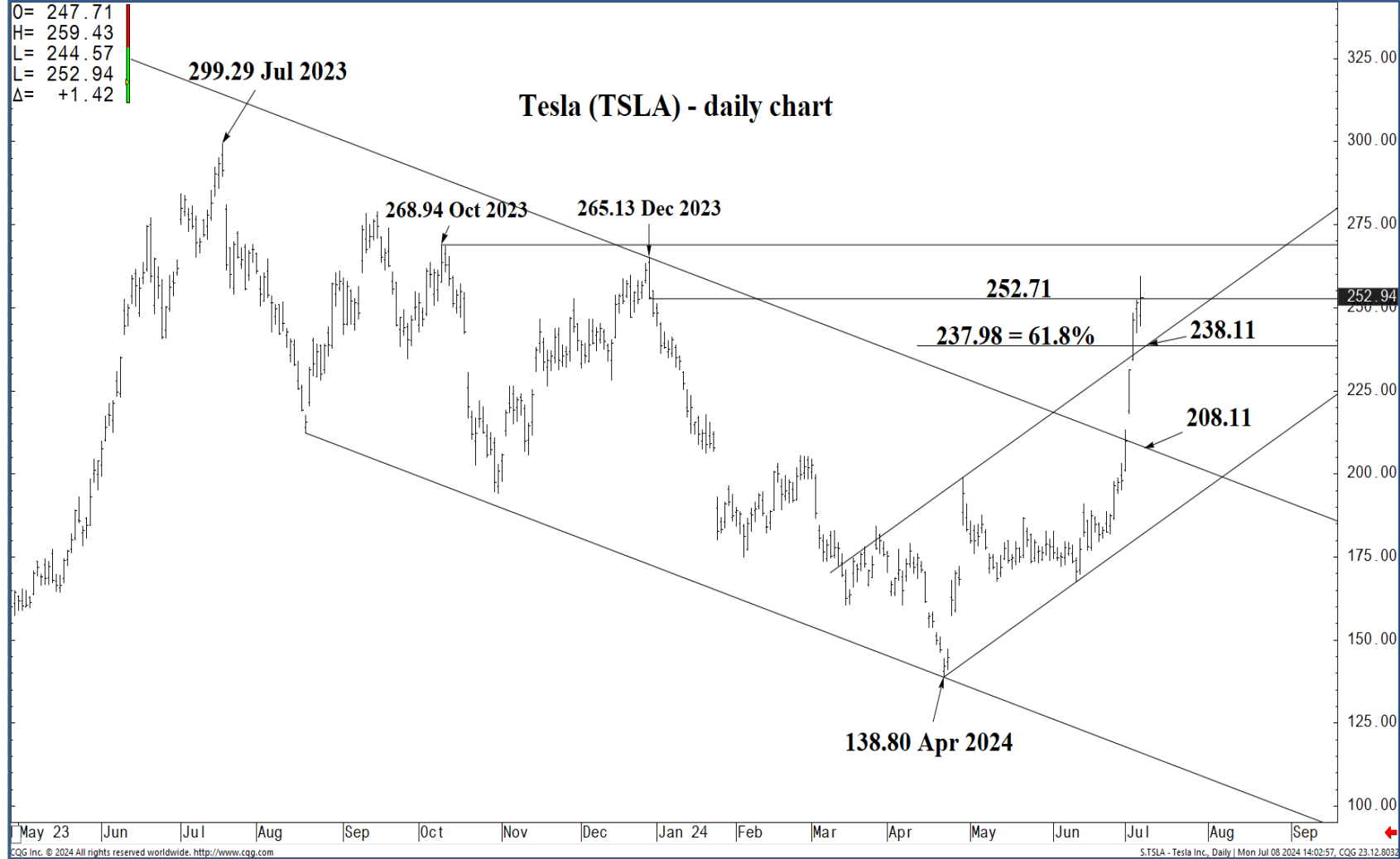
Support and Resistance

- 265.13** * session containment
- 261.44 * minor
- 259.84 * minor
- 257.52 * minor
- 252.71** * session containment
- 250.43 * minor
- 247.00 * minor
- 244.57 * intra-day containment
- 241.25 * minor
- 239.74 * minor
- 238.11** *** weekly containment
- 237.98** *** weekly containment
- 234.25 * minor
- 231.30 * minor
- 227.48 * intra-day containment
- 225.40 * minor
- 222.05 * minor
- 219.05** * session containment
- 217.80 * minor
- 215.00 * minor
- 207.92** **** multi-wk contain UP



O= 247.71
 H= 259.43
 L= 244.57
 L= 252.94
 Δ= +1.42

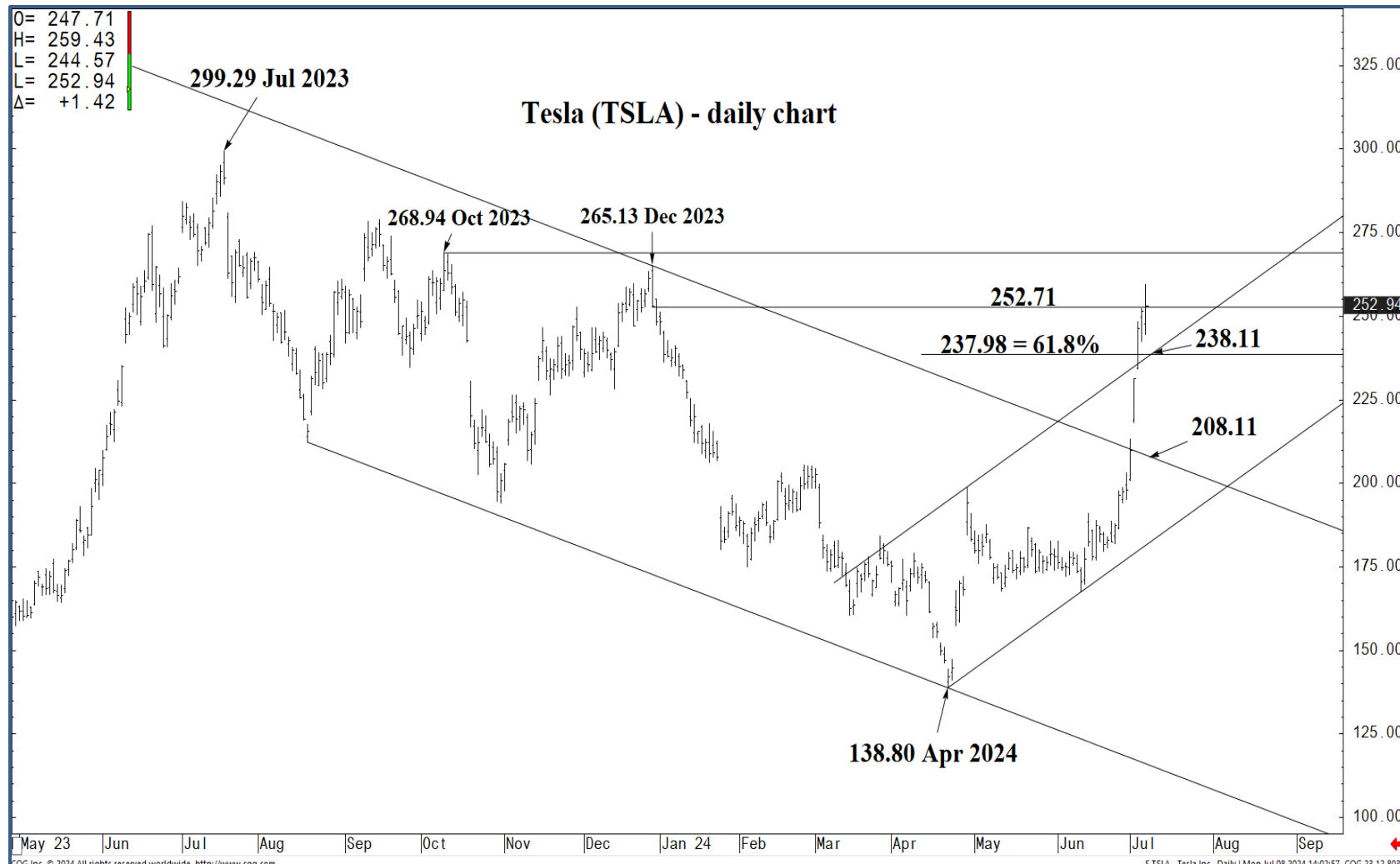
Tesla (TSLA) - daily chart



Support and Resistance

- 265.13** * session containment
- 261.44 * minor
- 259.84 * minor
- 257.52 * minor
- 252.71** * session containment
- 250.43 * minor
- 247.00 * minor
- 244.57 * intra-day containment
- 241.25 * minor
- 239.74 * minor
- 238.11** *** weekly containment
- 237.98** *** weekly containment
- 234.25 * minor
- 231.30 * minor
- 227.48 * intra-day containment
- 225.40 * minor
- 222.05 * minor
- 219.05** * session containment
- 217.80 * minor
- 215.00 * minor
- 207.92** **** multi-wk contain UP





Support and Resistance

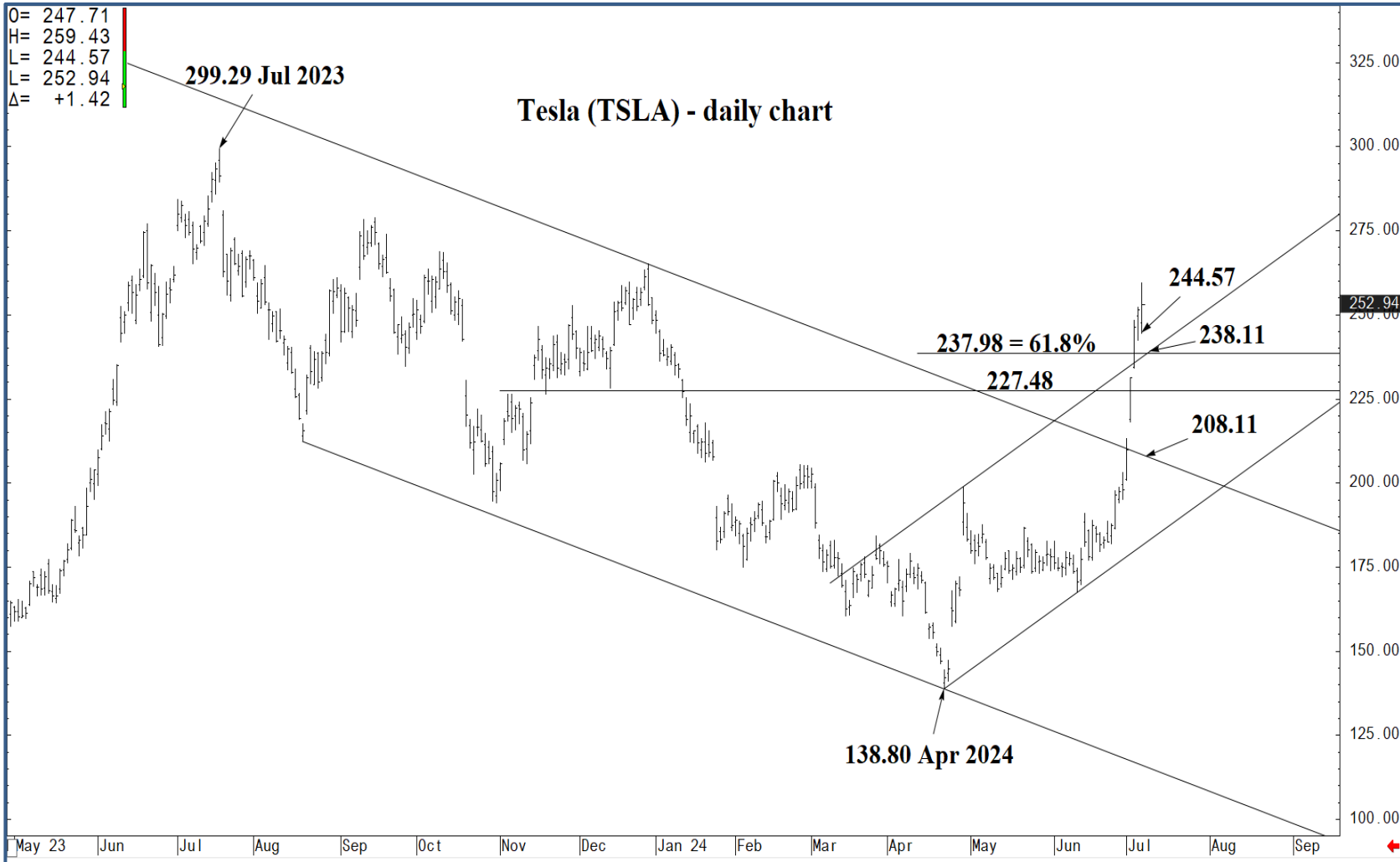
- 265.13** * session containment
- 261.44 * minor
- 259.84 * minor
- 257.52 * minor
- 252.71** * session containment
- 250.43 * minor
- 247.00 * minor
- 244.57 * intra-day containment
- 241.25 * minor
- 239.74 * minor
- 238.11** *** weekly containment
- 237.98** *** weekly containment
- 234.25 * minor
- 231.30 * minor
- 227.48 * intra-day containment
- 225.40 * minor
- 222.05 * minor
- 219.05** * session containment
- 217.80 * minor
- 215.00 * minor
- 207.92** ***** multi-wk contain UP



O= 247.71
 H= 259.43
 L= 244.57
 L= 252.94
 Δ= +1.42

299.29 Jul 2023

Tesla (TSLA) - daily chart

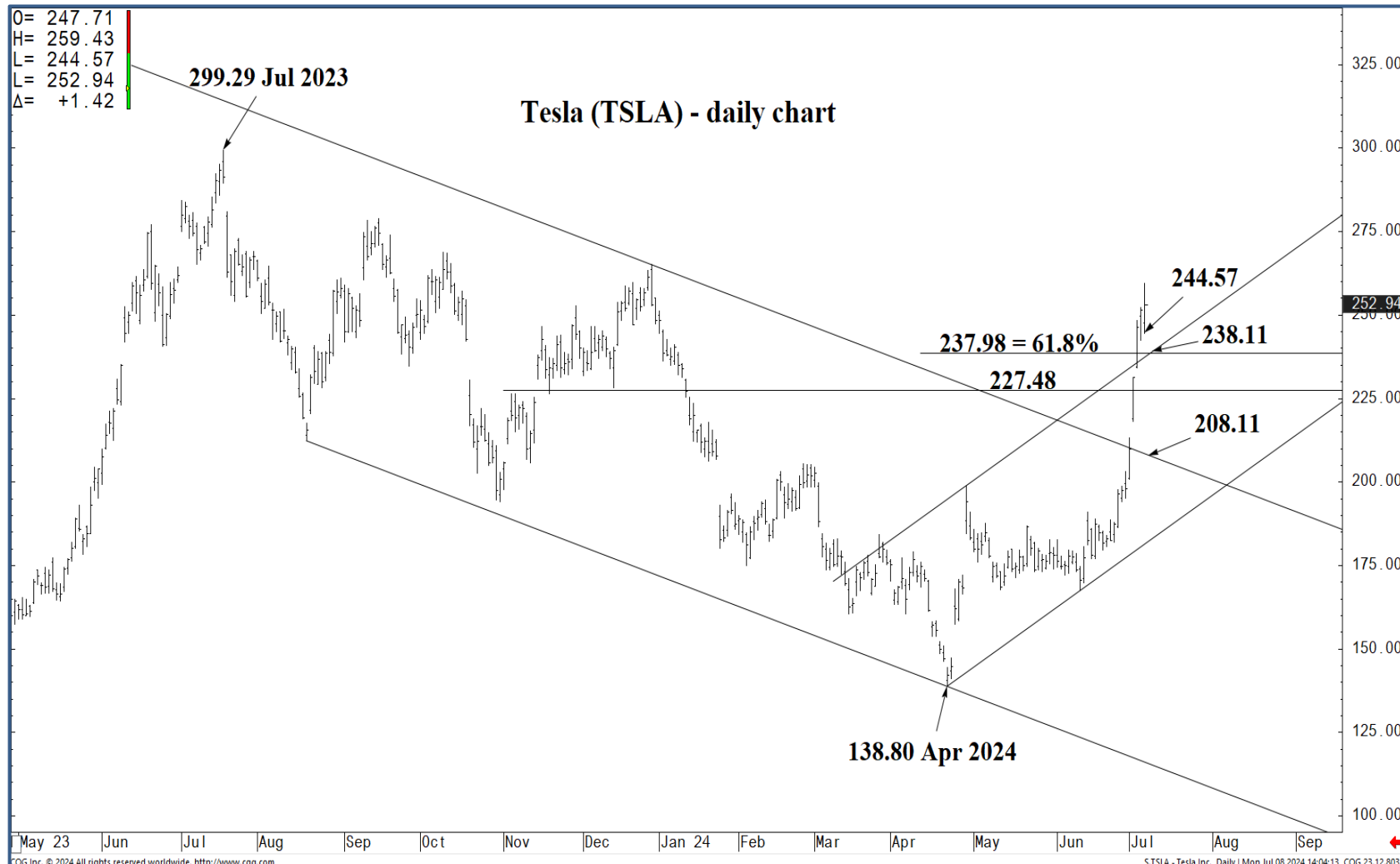


Support and Resistance

- 265.13 * session containment**
- 261.44 * minor
- 259.84 * minor
- 257.52 * minor
- 252.71 * session containment**
- 250.43 * minor
- 247.00 * minor
- 244.57 * intra-day containment
- 241.25 * minor
- 239.74 * minor
- 238.11 *** weekly containment**
- 237.98 *** weekly containment**
- 234.25 * minor
- 231.30 * minor
- 227.48 * intra-day containment
- 225.40 * minor
- 222.05 * minor
- 219.05 * session containment**
- 217.80 * minor
- 215.00 * minor
- 207.92 **** multi-wk contain UP**

May 23 | Jun | Jul | Aug | Sep | Oct | Nov | Dec | Jan 24 | Feb | Mar | Apr | May | Jun | Jul | Aug | Sep
COG Inc. © 2024 All rights reserved worldwide. http://www.cog.com S.TSLA - Tesla Inc., Daily | Mon Jul 08 2024 14:04:13, COG 23.12.8032





Support and Resistance

- 265.13** * session containment
- 261.44 * minor
- 259.84 * minor
- 257.52 * minor
- 252.71** * session containment
- 250.43 * minor
- 247.00 * minor
- 244.57 * intra-day containment
- 241.25 * minor
- 239.74 * minor
- 238.11** *** weekly containment
- 237.98** *** weekly containment
- 234.25 * minor
- 231.30 * minor
- 227.48 * intra-day containment
- 225.40 * minor
- 222.05 * minor
- 219.05** * session containment
- 217.80 * minor
- 215.00 * minor
- 207.92** ***** multi-wk contain UP

