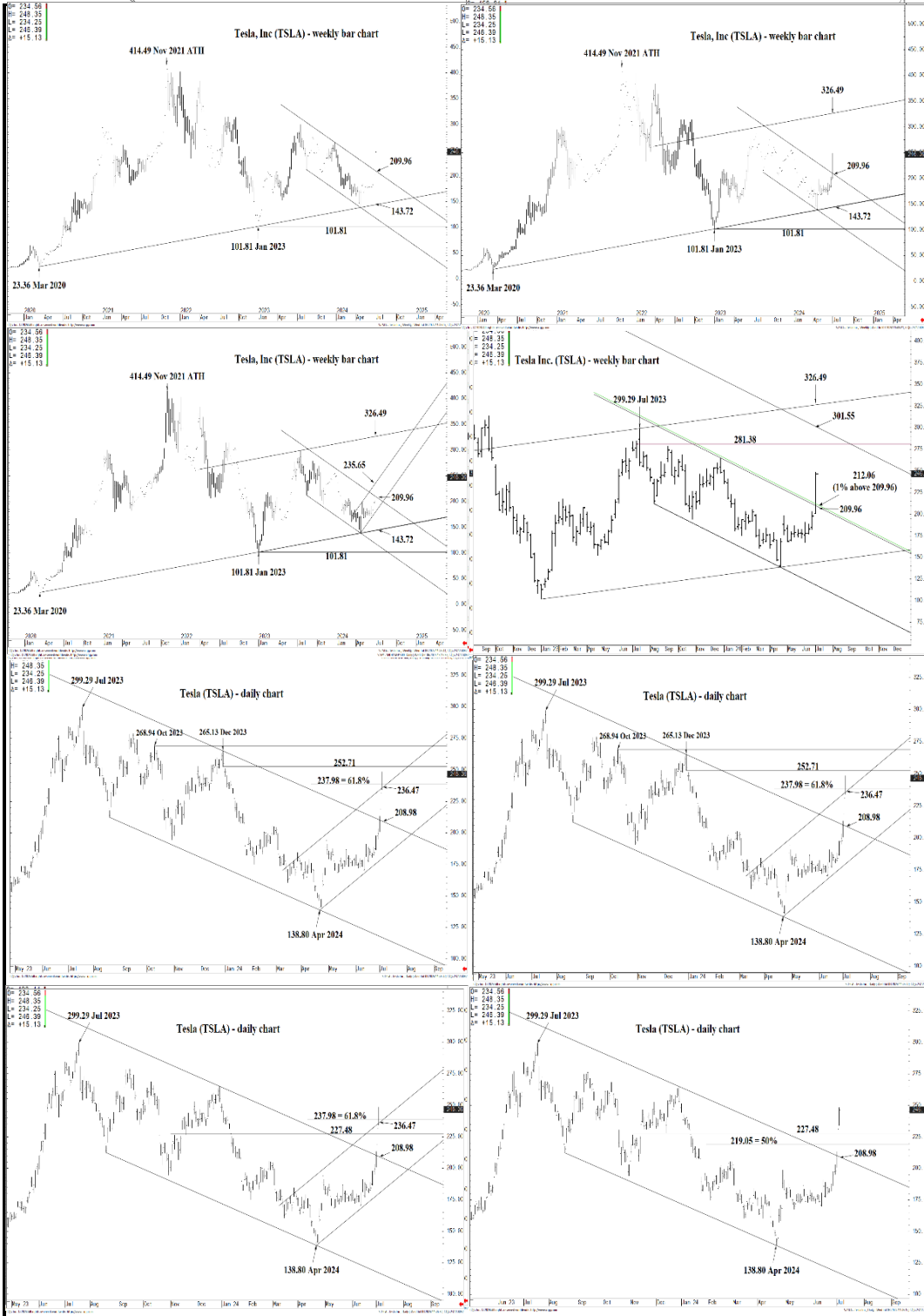




# WICKED STOCKS

DIRECTIONAL CLARITY FOR THE ACTIVE INVESTOR



## Support and Resistance

**268.94** \* session containment

265.13 \* minor

261.44 \* minor

257.52 \* minor

**252.71** \* session containment

250.43 \* minor

247.00 \* intra-day containment

244.41 \* minor

241.25 \* minor

**237.98** \*\*\* weekly containment

**235.65** \*\*\* weekly containment

234.25 \* minor

231.30 \* minor

227.48 \* intra-day containment

225.40 \* minor

222.05 \* minor

**219.05** \* session containment

217.80 \* minor

215.00 \* minor

212.06 \* (1% above 209.96)

**209.96** \*\*\*\* multi-wk contain UP

O= 234.56  
 H= 248.35  
 L= 234.25  
 L= 246.39  
 Δ= +15.13

## Tesla, Inc (TSLA) - weekly bar chart



### Support and Resistance

- 268.94** \* session containment
- 265.13 \* minor
- 261.44 \* minor
- 257.52 \* minor
- 252.71** \* session containment
- 250.43 \* minor
- 247.00 \* intra-day containment
- 244.41 \* minor
- 241.25 \* minor
- 237.98** \*\*\* weekly containment
- 236.39** \*\*\* weekly containment
- 234.25 \* minor
- 231.30 \* minor
- 227.48 \* intra-day containment
- 225.40 \* minor
- 222.05 \* minor
- 219.05** \* session containment
- 217.80 \* minor
- 215.00 \* minor
- 212.06 \* (1% above 209.96)
- 209.96** \*\*\*\* multi-wk contain UP

CGG Inc. © 2024 All rights reserved worldwide. <http://www.cgg.com>

S:TSLA - Tesla Inc., Weekly | Wed Jul 03 2024 11:43:07, CGG 23.12.8032



O= 234.56  
 H= 248.35  
 L= 234.25  
 L= 246.39  
 Δ= +15.13

### Tesla, Inc (TSLA) - weekly bar chart



### Support and Resistance

- 268.94** \* session containment
- 265.13 \* minor
- 261.44 \* minor
- 257.52 \* minor
- 252.71** \* session containment
- 250.43 \* minor
- 247.00 \* intra-day containment
- 244.41 \* minor
- 241.25 \* minor
- 237.98** \*\*\* weekly containment
- 235.65** \*\*\* weekly containment
- 234.25 \* minor
- 231.30 \* minor
- 227.48 \* intra-day containment
- 225.40 \* minor
- 222.05 \* minor
- 219.05** \* session containment
- 217.80 \* minor
- 215.00 \* minor
- 212.06 \* (1% above 209.96)
- 209.96** \*\*\*\* multi-wk contain UP





### Support and Resistance

- 268.94** \* session containment
- 265.13 \* minor
- 261.44 \* minor
- 257.52 \* minor
- 252.71** \* session containment
- 250.43 \* minor
- 247.00 \* intra-day containment
- 244.41 \* minor
- 241.25 \* minor
- 237.98** \*\*\* weekly containment
- 235.65** \*\*\* weekly containment
- 234.25 \* minor
- 231.30 \* minor
- 227.48 \* intra-day containment
- 225.40 \* minor
- 222.05 \* minor
- 219.05** \* session containment
- 217.80 \* minor
- 215.00 \* minor
- 212.06 \* (1% above 209.96)
- 209.96** \*\*\*\*\* multi-wk contain UP



O= 234.56  
 H= 248.35  
 L= 234.25  
 C= 246.39  
 Δ= +15.13

# Tesla Inc. (TSLA) - weekly bar chart



## Support and Resistance

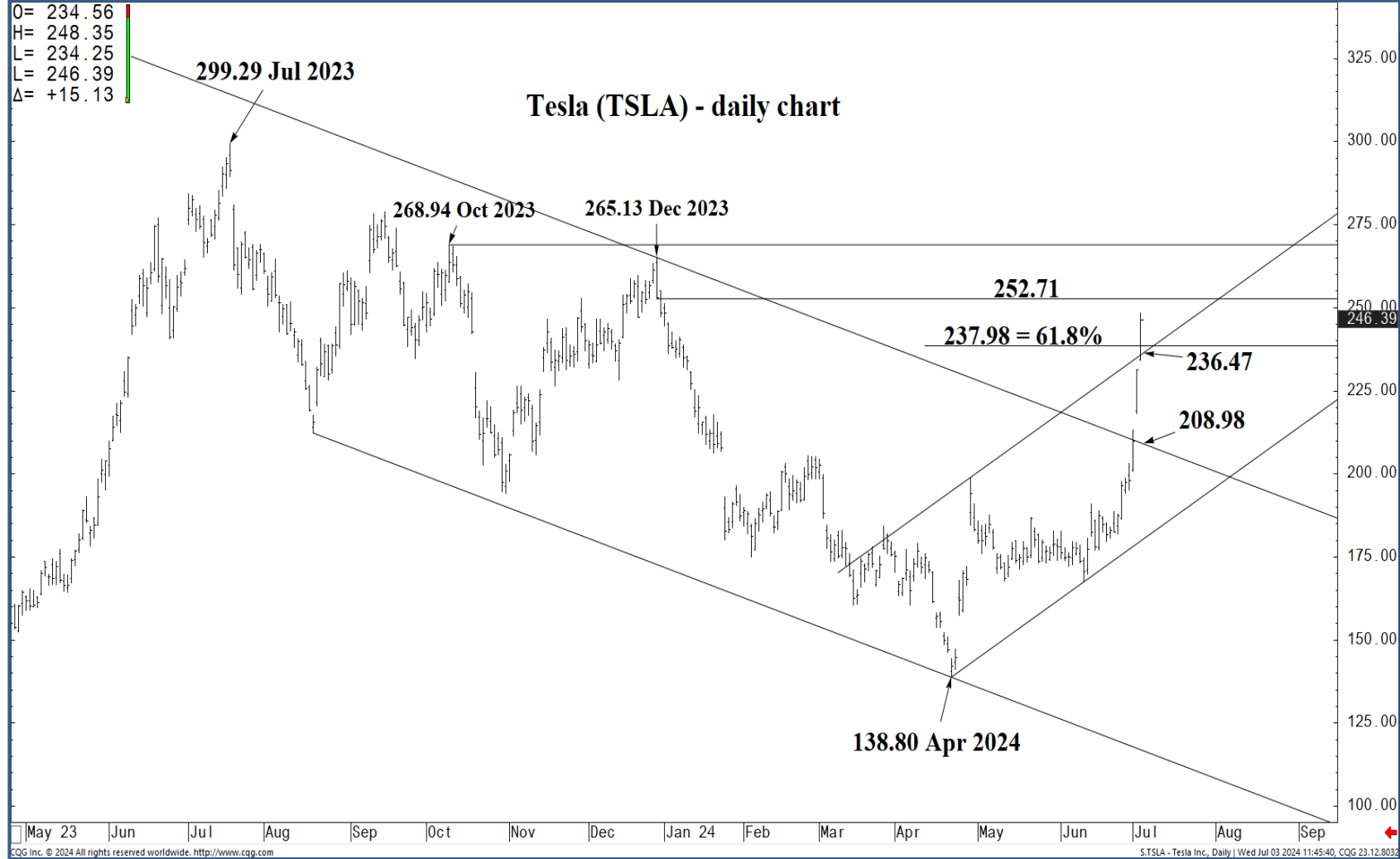
- 268.94** \* session containment
- 265.13 \* minor
- 261.44 \* minor
- 257.52 \* minor
- 252.71** \* session containment
- 250.43 \* minor
- 247.00 \* intra-day containment
- 244.41 \* minor
- 241.25 \* minor
- 237.98** \*\*\* weekly containment
- 235.65** \*\*\* weekly containment
- 234.25 \* minor
- 231.30 \* minor
- 227.48 \* intra-day containment
- 225.40 \* minor
- 222.05 \* minor
- 219.05** \* session containment
- 217.80 \* minor
- 215.00 \* minor
- 212.06 \* (1% above 209.96)
- 209.96** \*\*\*\* multi-wk contain UP

Sep Oct Nov Dec Jan 23 Feb Mar Apr May Jun Jul Aug Sep Oct Nov Dec Jan 24 Feb Mar Apr May Jun Jul Aug Sep Oct Nov Dec  
 CQG Inc. © 2024 All rights reserved worldwide. <http://www.cqg.com> S:TSLA - Tesla Inc., Weekly | Wed Jul 03 2024 11:45:28, CQG 23.12.8032



O= 234.56  
 H= 248.35  
 L= 234.25  
 L= 246.39  
 Δ= +15.13

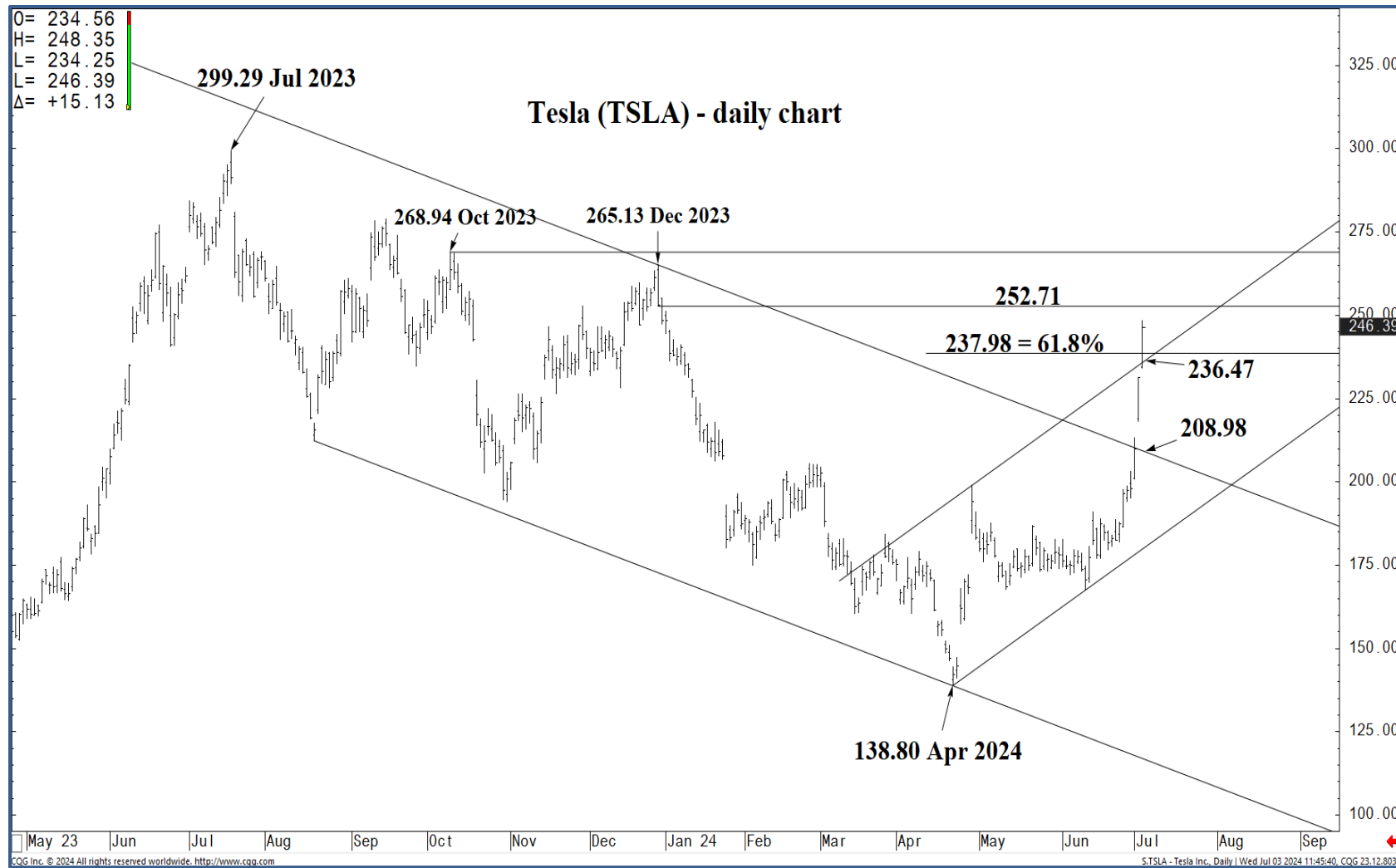
### Tesla (TSLA) - daily chart



### Support and Resistance

- 268.94** \* session containment
- 265.13 \* minor
- 261.44 \* minor
- 257.52 \* minor
- 252.71** \* session containment
- 250.43 \* minor
- 247.00 \* intra-day containment
- 244.41 \* minor
- 241.25 \* minor
- 237.98** \*\*\* weekly containment
- 235.65** \*\*\* weekly containment
- 234.25 \* minor
- 231.30 \* minor
- 227.48 \* intra-day containment
- 225.40 \* minor
- 222.05 \* minor
- 219.05** \* session containment
- 217.80 \* minor
- 215.00 \* minor
- 212.06 \* (1% above 209.96)
- 209.96** \*\*\*\* multi-wk contain UP





### Support and Resistance

- 268.94** \* session containment
- 265.13 \* minor
- 261.44 \* minor
- 257.52 \* minor
- 252.71** \* session containment
- 250.43 \* minor
- 247.00 \* intra-day containment
- 244.41 \* minor
- 241.25 \* minor
- 237.98** \*\*\* weekly containment
- 235.65** \*\*\* weekly containment
- 234.25 \* minor
- 231.30 \* minor
- 227.48 \* intra-day containment
- 225.40 \* minor
- 222.05 \* minor
- 219.05** \* session containment
- 217.80 \* minor
- 215.00 \* minor
- 212.06 \* (1% above 209.96)
- 209.96** \*\*\*\* multi-wk contain UP



O= 234.56  
 H= 248.35  
 L= 234.25  
 L= 246.39  
 Δ= +15.13

### Tesla (TSLA) - daily chart

299.29 Jul 2023

138.80 Apr 2024

237.98 = 61.8%

227.48

236.47

208.98

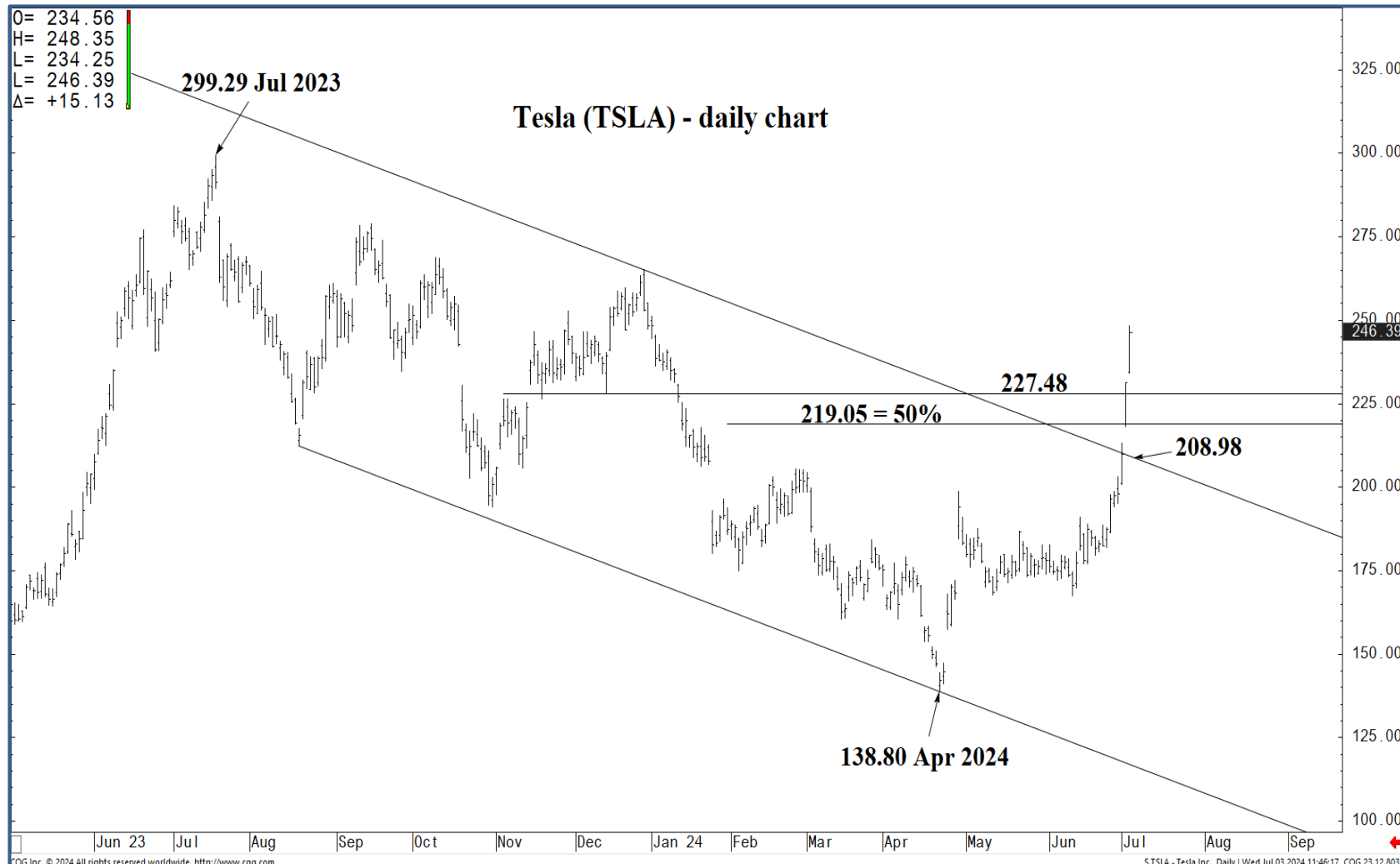
250.00  
 246.39

### Support and Resistance

- 268.94 \* session containment
- 265.13 \* minor
- 261.44 \* minor
- 257.52 \* minor
- 252.71 \* session containment
- 250.43 \* minor
- 247.00 \* intra-day containment
- 244.41 \* minor
- 241.25 \* minor
- 237.98 \*\*\* weekly containment
- 235.65 \*\*\* weekly containment
- 234.25 \* minor
- 231.30 \* minor
- 227.48 \* intra-day containment
- 225.40 \* minor
- 222.05 \* minor
- 219.05 \* session containment
- 217.80 \* minor
- 215.00 \* minor
- 212.06 \* (1% above 209.96)
- 209.96 \*\*\*\* multi-wk contain UP







### Support and Resistance

<b>268.94</b> *	session containment
265.13	* minor
261.44	* minor
257.52	* minor
<b>252.71</b> *	session containment
250.43	* minor
247.00	* intra-day containment
244.41	* minor
241.25	* minor
<b>237.98</b> ***	weekly containment
<b>235.65</b> ***	weekly containment
234.25	* minor
231.30	* minor
227.48	* intra-day containment
225.40	* minor
222.05	* minor
<b>219.05</b> *	session containment
217.80	* minor
215.00	* minor
212.06	* (1% above 209.96)
<b>209.96</b> ****	multi-wk contain UP

