



WICKED STOCKS

DIRECTIONAL CLARITY FOR THE ACTIVE INVESTOR



Support and Resistance

- 276.98 *** weekly containment**
- 270.09 *** weekly containment**

- 267.59 * minor
- 265.13 * minor

- 263.23 * session containment**

- 260.20 * minor
- 258.62 * intra-day containment
- 254.61 * minor
- 251.22 * minor

- 249.40 * session containment UP**

- 245.46 * minor
- 241.03 * minor

- 239.81 *** weekly containment DP**

- 235.80 * minor
- 233.09 * minor
- 231.30 * intra-day containment
- 228.58 * minor
- 226.32 * minor

- 220.50 * session containment**

O= 244.21
 H= 253.21
 L= 243.75
 L= 251.51
 Δ= +12.31

Tesla, Inc (TSLA) - weekly bar chart



Support and Resistance

- 276.98 *** weekly containment**
- 270.09 *** weekly containment**
- 267.59 * minor
- 265.13 * minor
- 263.23 * session containment**
- 260.20 * minor
- 258.62 * intra-day containment
- 254.61 * minor
- 251.22 * minor
- 249.40 * session containment UP**
- 245.46 * minor
- 241.03 * minor
- 239.81 *** weekly containment DP**
- 235.80 * minor
- 233.09 * minor
- 231.30 * intra-day containment
- 228.58 * minor
- 226.32 * minor
- 220.50 * session containment**

251.51



O= 244.21
H= 253.21
L= 243.75
L= 251.51
Δ= +12.31

Tesla, Inc (TSLA) - weekly bar chart



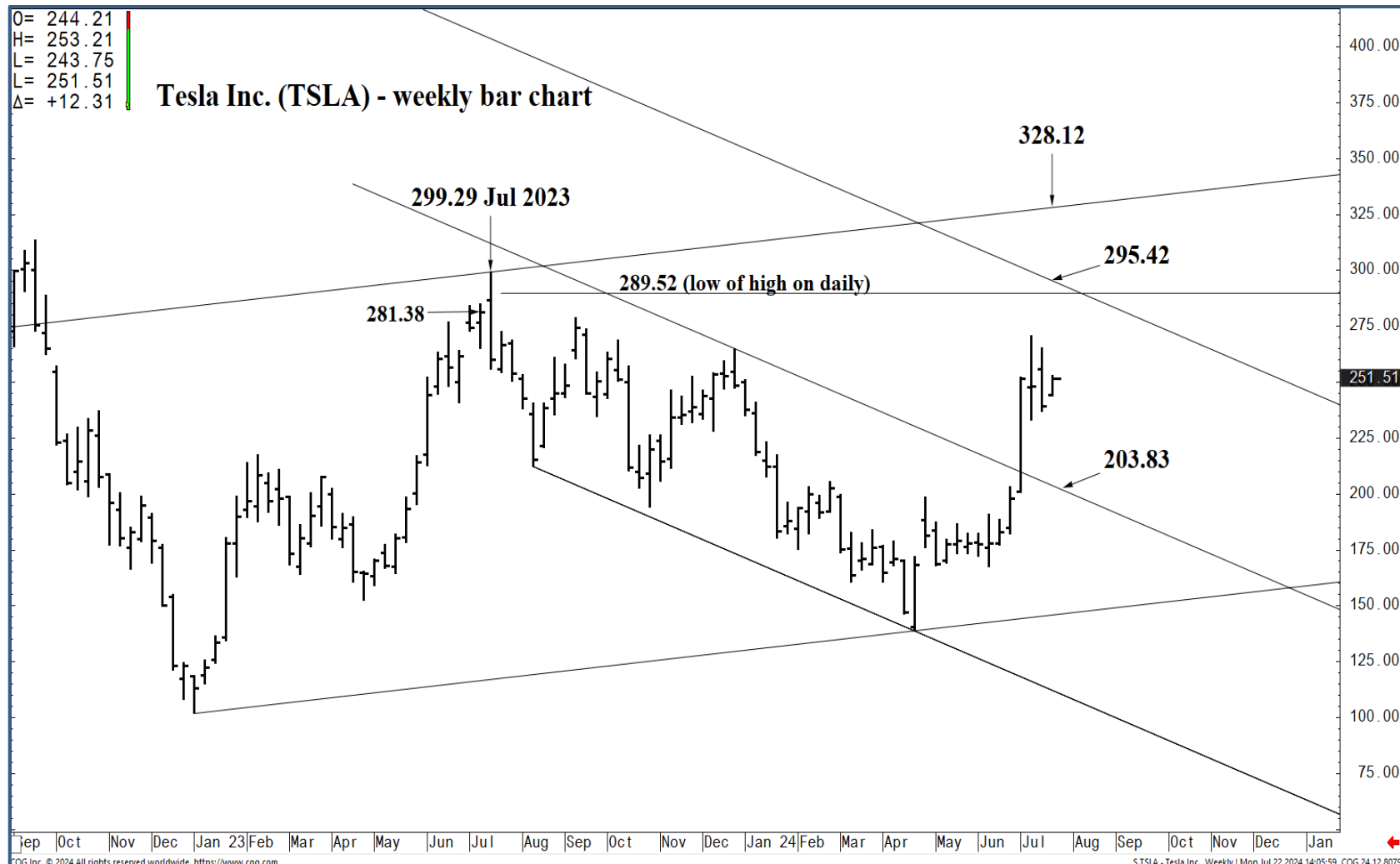
Support and Resistance

- 276.98 *** weekly containment**
- 270.09 *** weekly containment**
- 267.59 * minor
- 265.13 * minor
- 263.23 * session containment**
- 260.20 * minor
- 258.62 * intra-day containment
- 254.61 * minor
- 251.22 * minor
- 249.40 * session containment UP**
- 245.46 * minor
- 241.03 * minor
- 239.81 *** weekly containment DP**
- 235.80 * minor
- 233.09 * minor
- 231.30 * intra-day containment
- 228.58 * minor
- 226.32 * minor
- 220.50 * session containment**

2020 Jan Apr Jul Oct 2021 Jan Apr Jul Oct 2022 Jan Apr Jul Oct 2023 Jan Apr Jul Oct 2024 Jan Apr Jul Oct 2025 Jan Apr

COG Inc. © 2024 All rights reserved worldwide. <https://www.cog.com> S:TSLA - Tesla Inc., Weekly | Mon Jul 22 2024 14:05:43, COG 24.12.8079

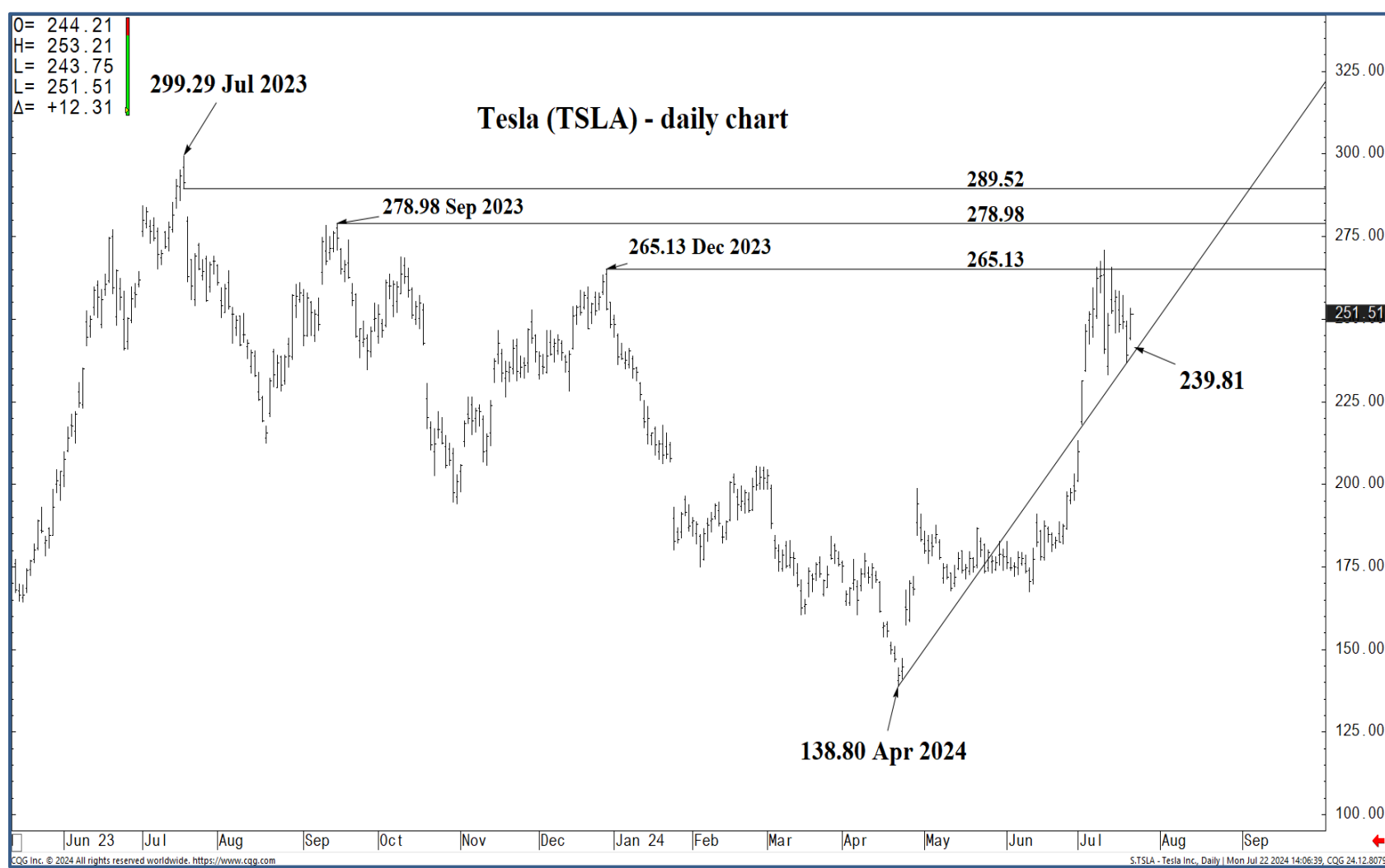




Support and Resistance

- 276.98 *** weekly containment**
- 270.09 *** weekly containment**
- 267.59 * minor
- 265.13 * minor
- 263.23 * session containment**
- 260.20 * minor
- 258.62 * intra-day containment
- 254.61 * minor
- 251.22 * minor
- 249.40 * session containment UP**
- 245.46 * minor
- 241.03 * minor
- 239.81 *** weekly containment DP**
- 235.80 * minor
- 233.09 * minor
- 231.30 * intra-day containment
- 228.58 * minor
- 226.32 * minor
- 220.50 * session containment**





Support and Resistance

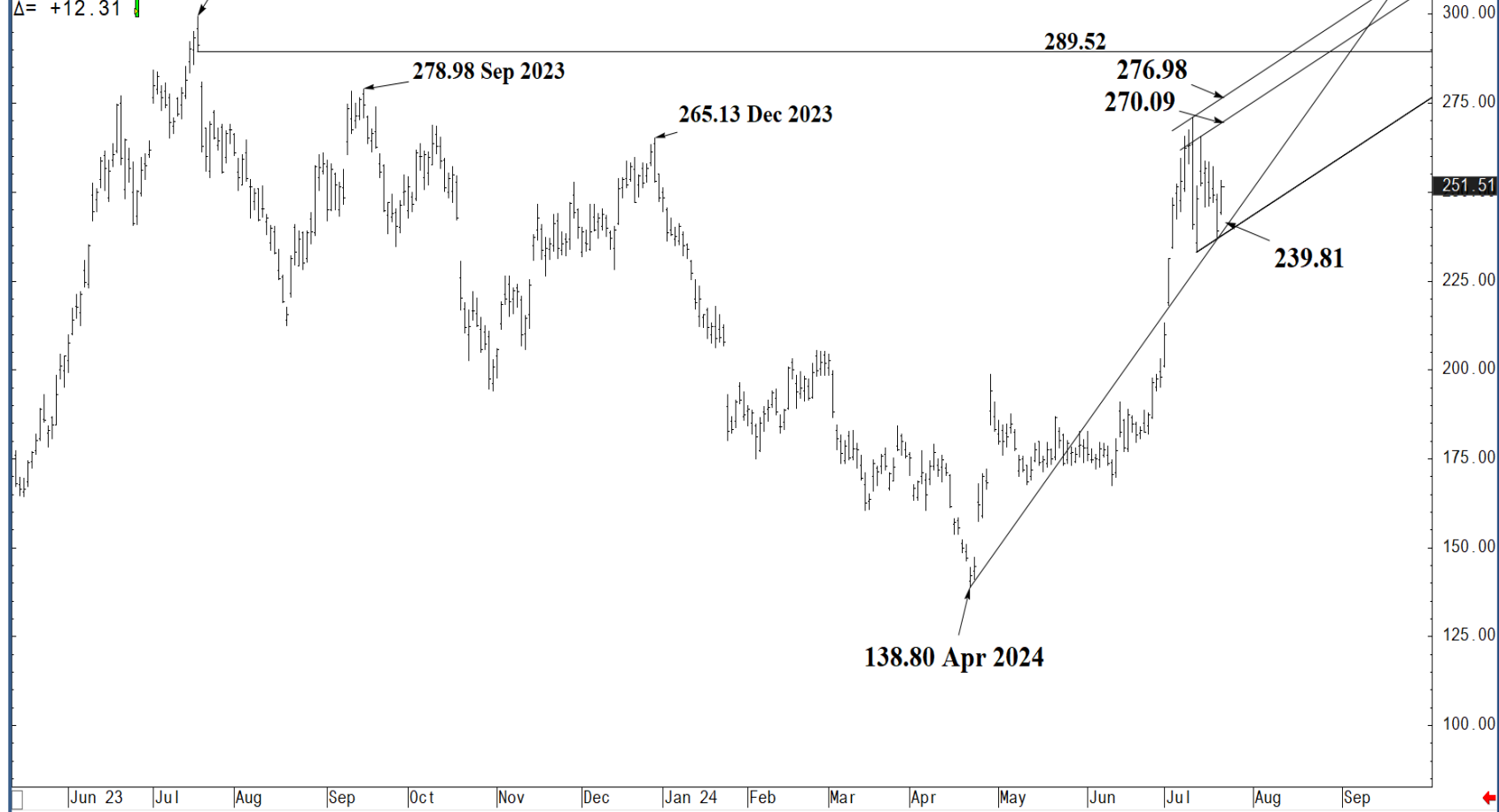
276.98 *** weekly containment
270.09 *** weekly containment
267.59 * minor
265.13 * minor
263.23 * session containment
260.20 * minor
258.62 * intra-day containment
254.61 * minor
251.22 * minor
249.40 * session containment UP
245.46 * minor
241.03 * minor
239.81 *** weekly containment DP
235.80 * minor
233.09 * minor
231.30 * intra-day containment
228.58 * minor
226.32 * minor
220.50 * session containment



O= 244.21
 H= 253.21
 L= 243.75
 L= 251.51
 Δ= +12.31

299.29 Jul 2023

Tesla (TSLA) - daily chart



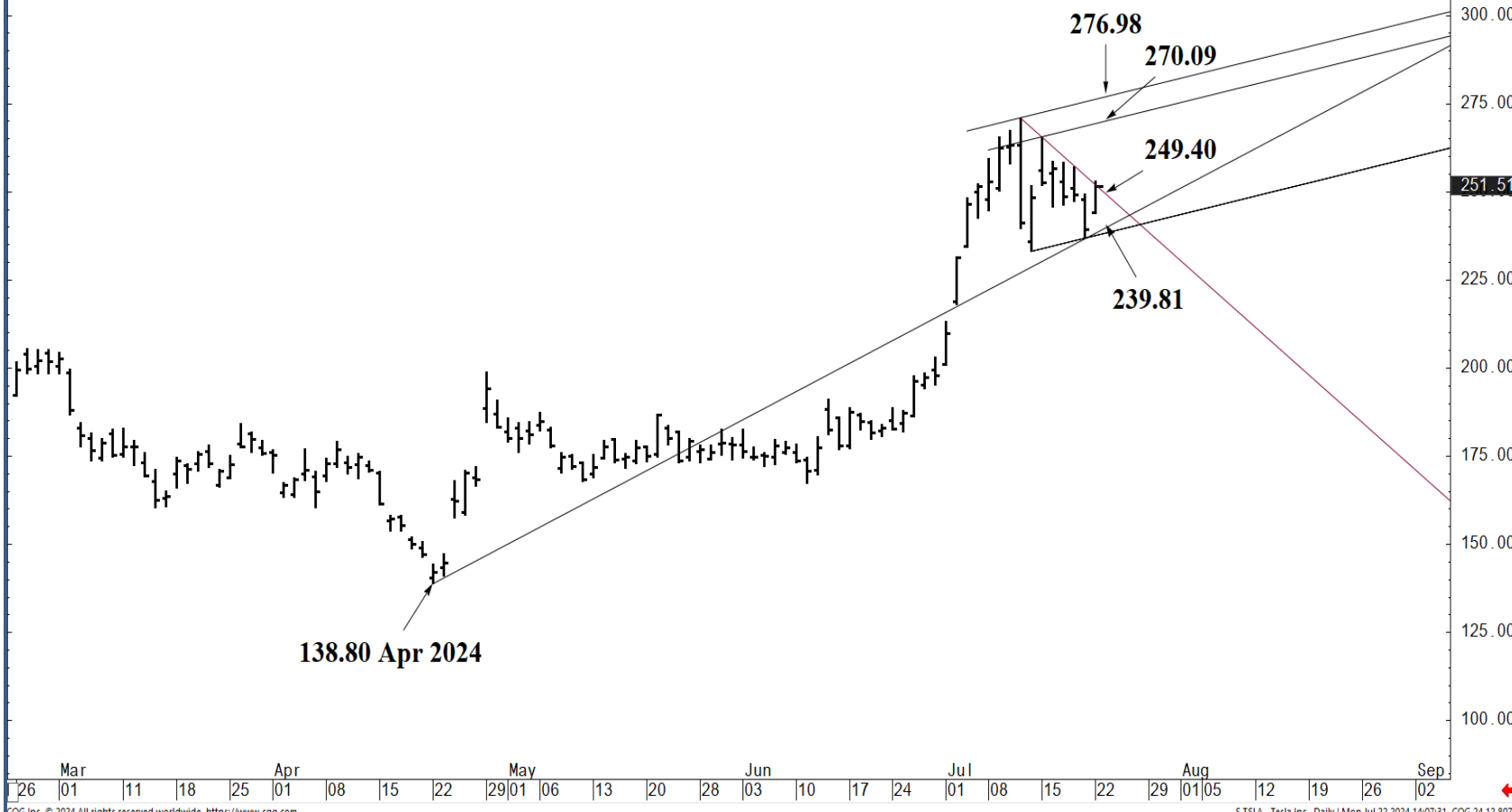
Support and Resistance

- 276.98 *** weekly containment**
- 270.09 *** weekly containment**
- 267.59 * minor
- 265.13 * minor
- 263.23 * session containment**
- 260.20 * minor
- 258.62 * intra-day containment
- 254.61 * minor
- 251.22 * minor
- 249.40 * session containment UP**
- 245.46 * minor
- 241.03 * minor
- 239.81 *** weekly containment DP**
- 235.80 * minor
- 233.09 * minor
- 231.30 * intra-day containment
- 228.58 * minor
- 226.32 * minor
- 220.50 * session containment**



O= 244.21
 H= 253.21
 L= 243.75
 C= 251.51
 Δ= +12.31

Tesla (TSLA) - daily chart



Support and Resistance

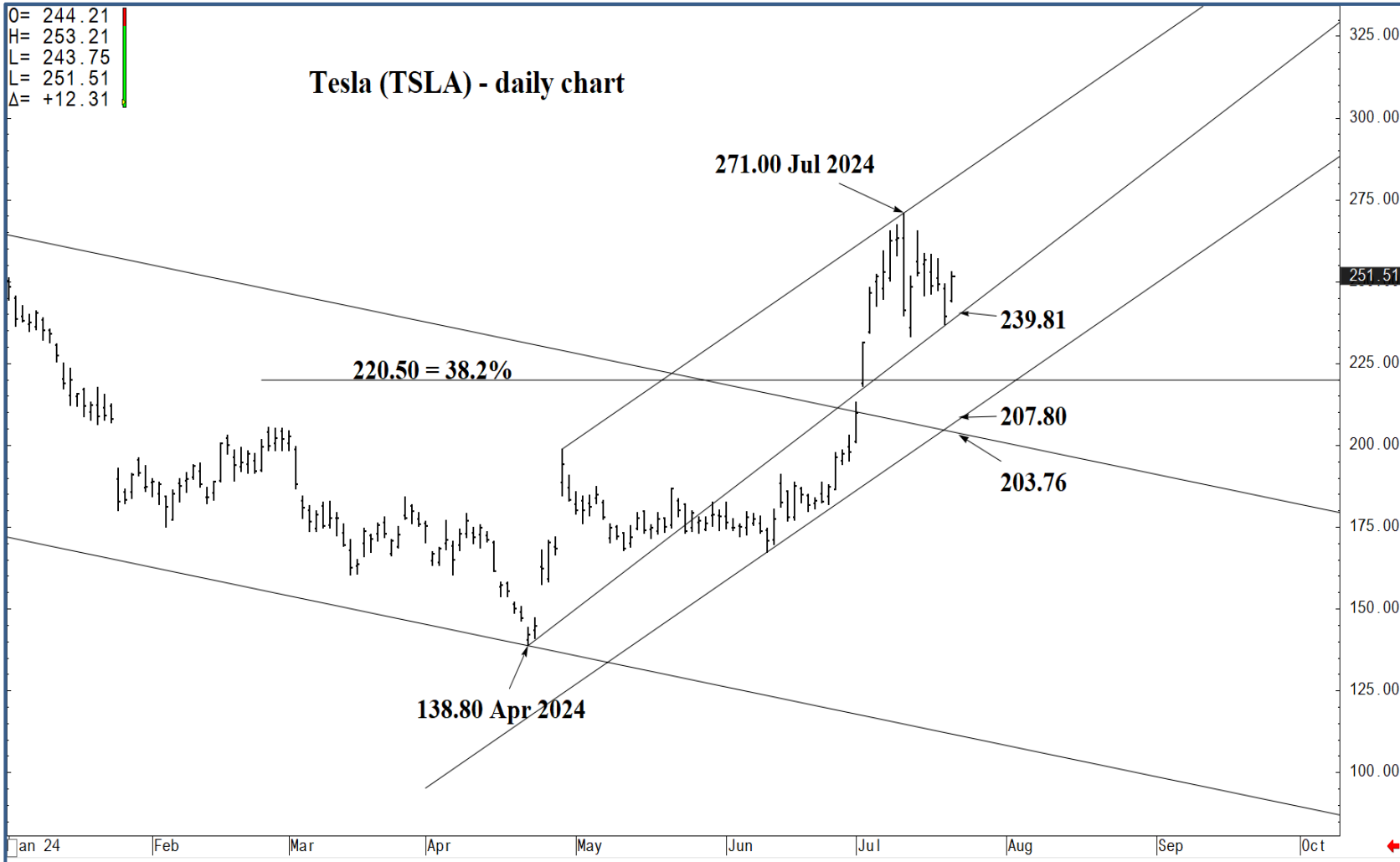
- 276.98 *** weekly containment**
- 270.09 *** weekly containment**
- 267.59 * minor
- 265.13 * minor
- 263.23 * session containment**
- 260.20 * minor
- 258.62 * intra-day containment
- 254.61 * minor
- 251.22 * minor
- 249.40 * session containment UP**
- 245.46 * minor
- 241.03 * minor
- 239.81 *** weekly containment DP**
- 235.80 * minor
- 233.09 * minor
- 231.30 * intra-day containment
- 228.58 * minor
- 226.32 * minor
- 220.50 * session containment**

Mar 26 01 11 18 25 Apr 01 08 15 22 29 May 06 13 20 28 Jun 03 10 17 24 Jul 01 08 15 22 29 Aug 05 12 19 26 Sep 02



O= 244.21
 H= 253.21
 L= 243.75
 L= 251.51
 Δ= +12.31

Tesla (TSLA) - daily chart



Support and Resistance

- 276.98 *** weekly containment**
- 270.09 *** weekly containment**
- 267.59 * minor
- 265.13 * minor
- 263.23 * session containment**
- 260.20 * minor
- 258.62 * intra-day containment
- 254.61 * minor
- 251.22 * minor
- 249.40 * session containment UP**
- 245.46 * minor
- 241.03 * minor
- 239.81 *** weekly containment DP**
- 235.80 * minor
- 233.09 * minor
- 231.30 * intra-day containment
- 228.58 * minor
- 226.32 * minor
- 220.50 * session containment**

251.51



O= 244.21
 H= 253.21
 L= 243.75
 C= 251.51
 Δ= +12.31

Tesla (TSLA) - daily chart



Support and Resistance

276.98 ***	weekly containment
270.09 ***	weekly containment
267.59 *	minor
265.13 *	minor
263.23 *	session containment
260.20 *	minor
258.62 *	intra-day containment
254.61 *	minor
251.22 *	minor
249.40 *	session containment UP
245.46 *	minor
241.03 *	minor
239.81 ***	weekly containment DP
235.80 *	minor
233.09 *	minor
231.30 *	intra-day containment
228.58 *	minor
226.32 *	minor
220.50 *	session containment

