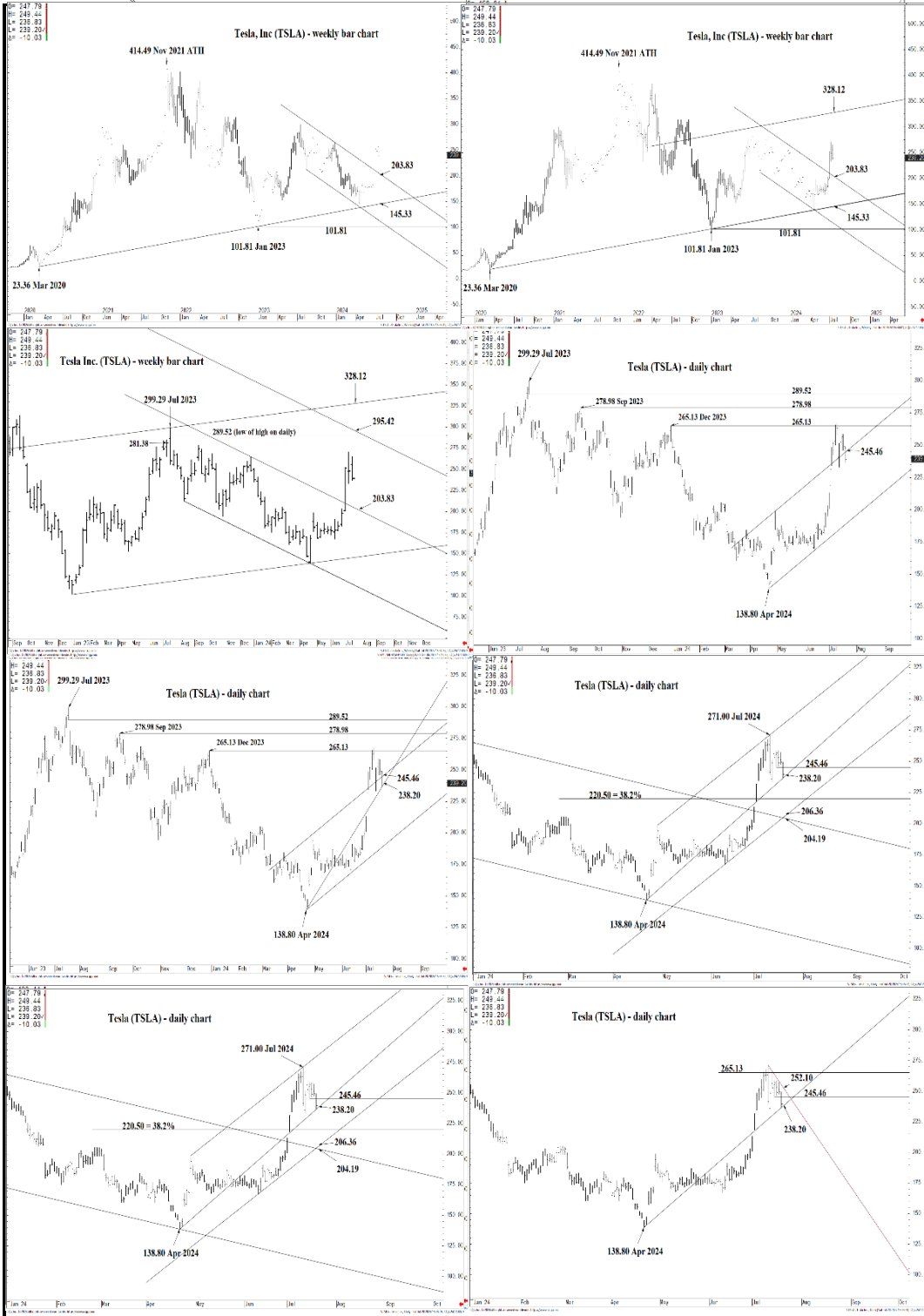




# WICKED STOCKS

DIRECTIONAL CLARITY FOR THE ACTIVE INVESTOR



## Support and Resistance

- 278.98** \* session containment
- 275.33 \* minor
- 271.00 \* intra-day containment
- 267.59 \* minor
- 265.13** \* session containment
- 262.63 \* minor
- 260.20 \* minor
- 257.86 \* minor
- 254.95 \* minor
- 252.10** \* session containment UP
- 249.38 \* minor
- 245.46 \* intra-day containment
- 241.03 \* minor
- 238.20** \*\*\* weekly containment DP
- 235.80 \* minor
- 233.09 \* minor
- 231.30 \* intra-day containment
- 228.58 \* minor
- 226.32 \* minor
- 220.50** \* session containment

O= 247.79  
 H= 249.44  
 L= 236.83  
 L= 239.20✓  
 Δ= -10.03

### Tesla, Inc (TSLA) - weekly bar chart



### Support and Resistance

- 278.98 \* session containment**
- 275.33 \* minor
- 271.00 \* intra-day containment
- 267.59 \* minor
- 265.13 \* session containment**
- 262.63 \* minor
- 260.20 \* minor
- 257.86 \* minor
- 254.95 \* minor
- 252.10 \* session containment UP**
- 249.38 \* minor
- 245.46 \* intra-day containment
- 241.03 \* minor
- 238.20 \*\*\* weekly containment DP**
- 235.80 \* minor
- 233.09 \* minor
- 231.30 \* intra-day containment
- 228.58 \* minor
- 226.32 \* minor
- 220.50 \* session containment**

CGG Inc. © 2024 All rights reserved worldwide. <https://www.cgg.com> S:TSLA - Tesla Inc., Weekly | Sat Jul 20 2024 15:33:49, CGG 24-12-8073



O= 247.79  
H= 249.44  
L= 236.83  
L= 239.20✓  
Δ= -10.03

### Tesla, Inc (TSLA) - weekly bar chart



### Support and Resistance

- 278.98 \* session containment**
- 275.33 \* minor
- 271.00 \* intra-day containment
- 267.59 \* minor
- 265.13 \* session containment**
- 262.63 \* minor
- 260.20 \* minor
- 257.86 \* minor
- 254.95 \* minor
- 252.10 \* session containment UP**
- 249.38 \* minor
- 245.46 \* intra-day containment
- 241.03 \* minor
- 238.20 \*\*\* weekly containment DP**
- 235.80 \* minor
- 233.09 \* minor
- 231.30 \* intra-day containment
- 228.58 \* minor
- 226.32 \* minor
- 220.50 \* session containment**



O= 247.79  
 H= 249.44  
 L= 236.83  
 L= 239.20  
 Δ= -10.03

# Tesla Inc. (TSLA) - weekly bar chart



## Support and Resistance

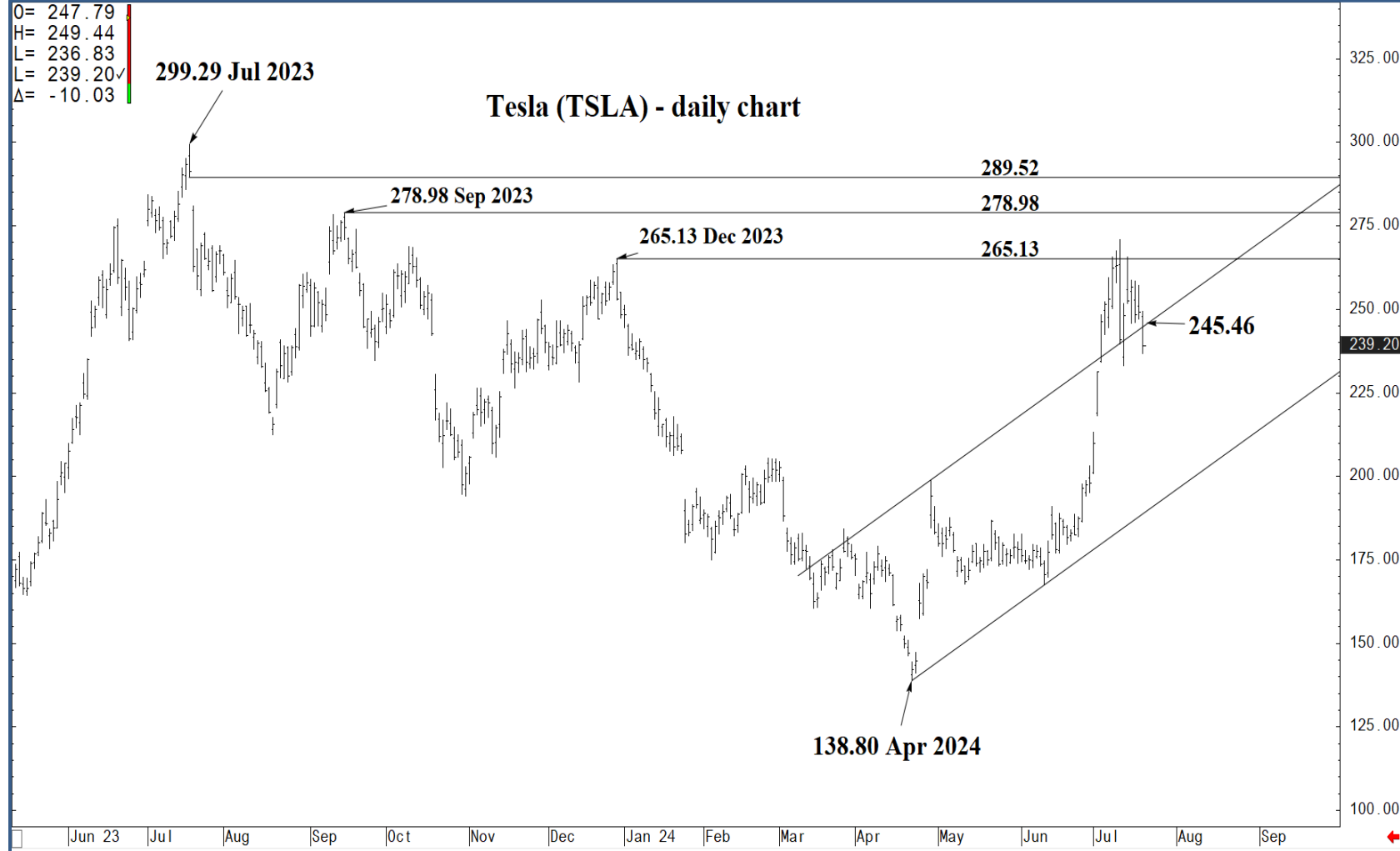
- 278.98 \* session containment**
- 275.33 \* minor
- 271.00 \* intra-day containment
- 267.59 \* minor
- 265.13 \* session containment**
- 262.63 \* minor
- 260.20 \* minor
- 257.86 \* minor
- 254.95 \* minor
- 252.10 \* session containment UP**
- 249.38 \* minor
- 245.46 \* intra-day containment
- 241.03 \* minor
- 238.20 \*\*\* weekly containment DP**
- 235.80 \* minor
- 233.09 \* minor
- 231.30 \* intra-day containment
- 228.58 \* minor
- 226.32 \* minor
- 220.50 \* session containment**



O= 247.79  
 H= 249.44  
 L= 236.83  
 L= 239.20 ✓  
 Δ= -10.03

299.29 Jul 2023

### Tesla (TSLA) - daily chart



### Support and Resistance

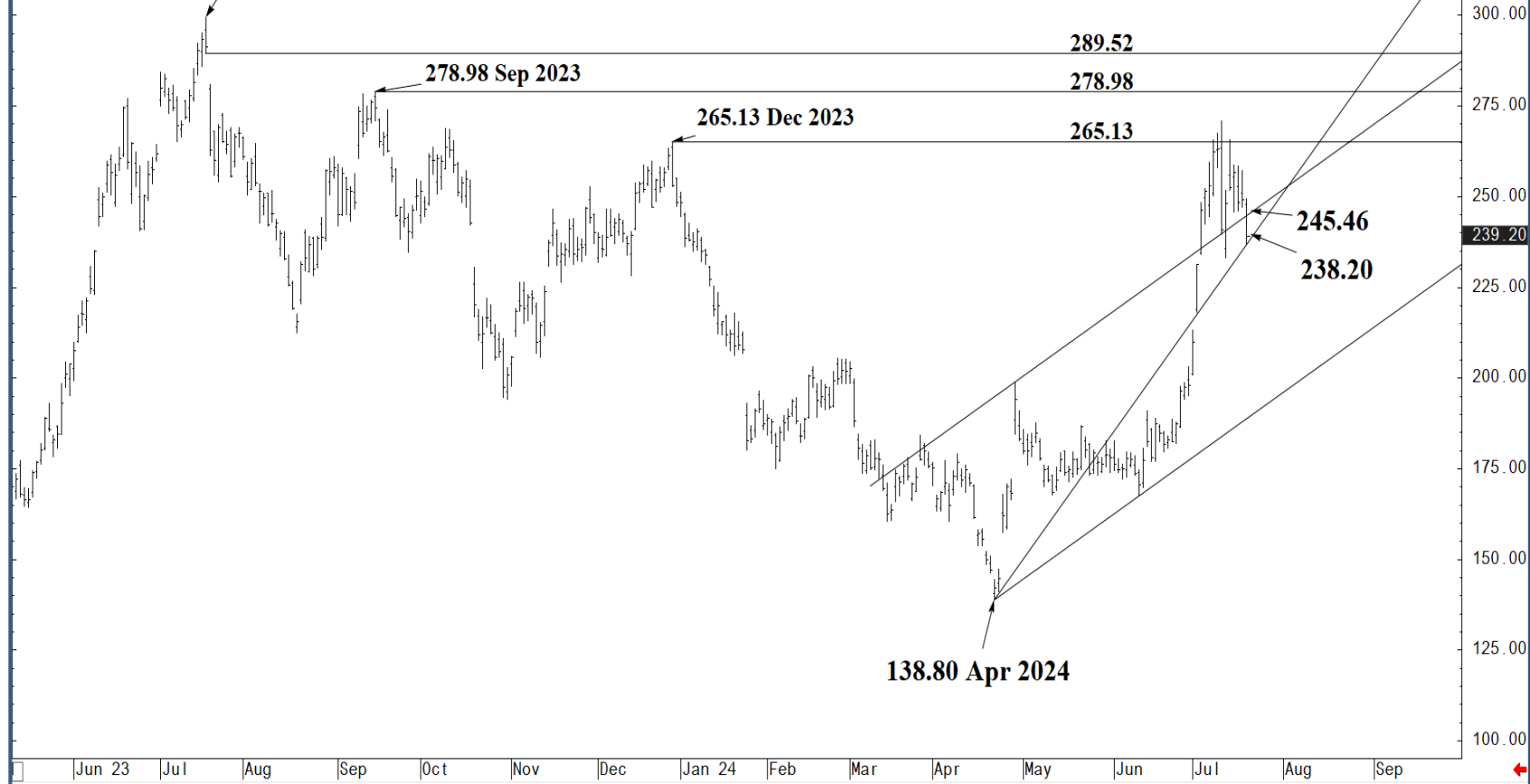
- 278.98 \* session containment**
- 275.33 \* minor
- 271.00 \* intra-day containment
- 267.59 \* minor
- 265.13 \* session containment**
- 262.63 \* minor
- 260.20 \* minor
- 257.86 \* minor
- 254.95 \* minor
- 252.10 \* session containment UP**
- 249.38 \* minor
- 245.46 \* intra-day containment
- 241.03 \* minor
- 238.20 \*\*\* weekly containment DP**
- 235.80 \* minor
- 233.09 \* minor
- 231.30 \* intra-day containment
- 228.58 \* minor
- 226.32 \* minor
- 220.50 \* session containment**



O= 247.79  
 H= 249.44  
 L= 236.83  
 L= 239.20 ✓  
 Δ= -10.03

299.29 Jul 2023

### Tesla (TSLA) - daily chart



138.80 Apr 2024

289.52

278.98

265.13 Dec 2023

265.13

245.46

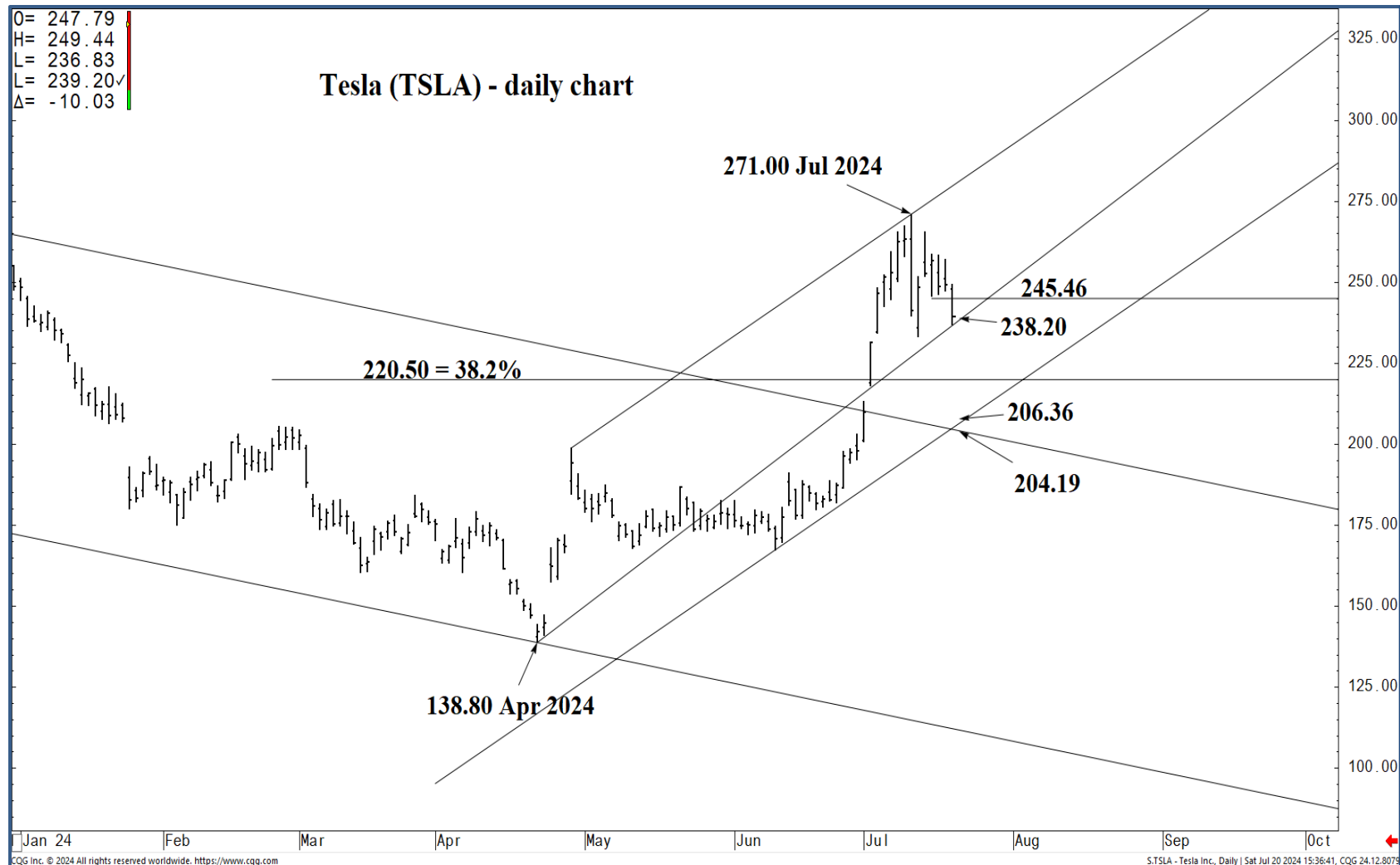
238.20

325.00  
 300.00  
 275.00  
 250.00  
 239.20  
 225.00  
 200.00  
 175.00  
 150.00  
 125.00  
 100.00

### Support and Resistance

- 278.98 \* session containment**
- 275.33 \* minor
- 271.00 \* intra-day containment
- 267.59 \* minor
- 265.13 \* session containment**
- 262.63 \* minor
- 260.20 \* minor
- 257.86 \* minor
- 254.95 \* minor
- 252.10 \* session containment UP**
- 249.38 \* minor
- 245.46 \* intra-day containment
- 241.03 \* minor
- 238.20 \*\*\* weekly containment DP**
- 235.80 \* minor
- 233.09 \* minor
- 231.30 \* intra-day containment
- 228.58 \* minor
- 226.32 \* minor
- 220.50 \* session containment**





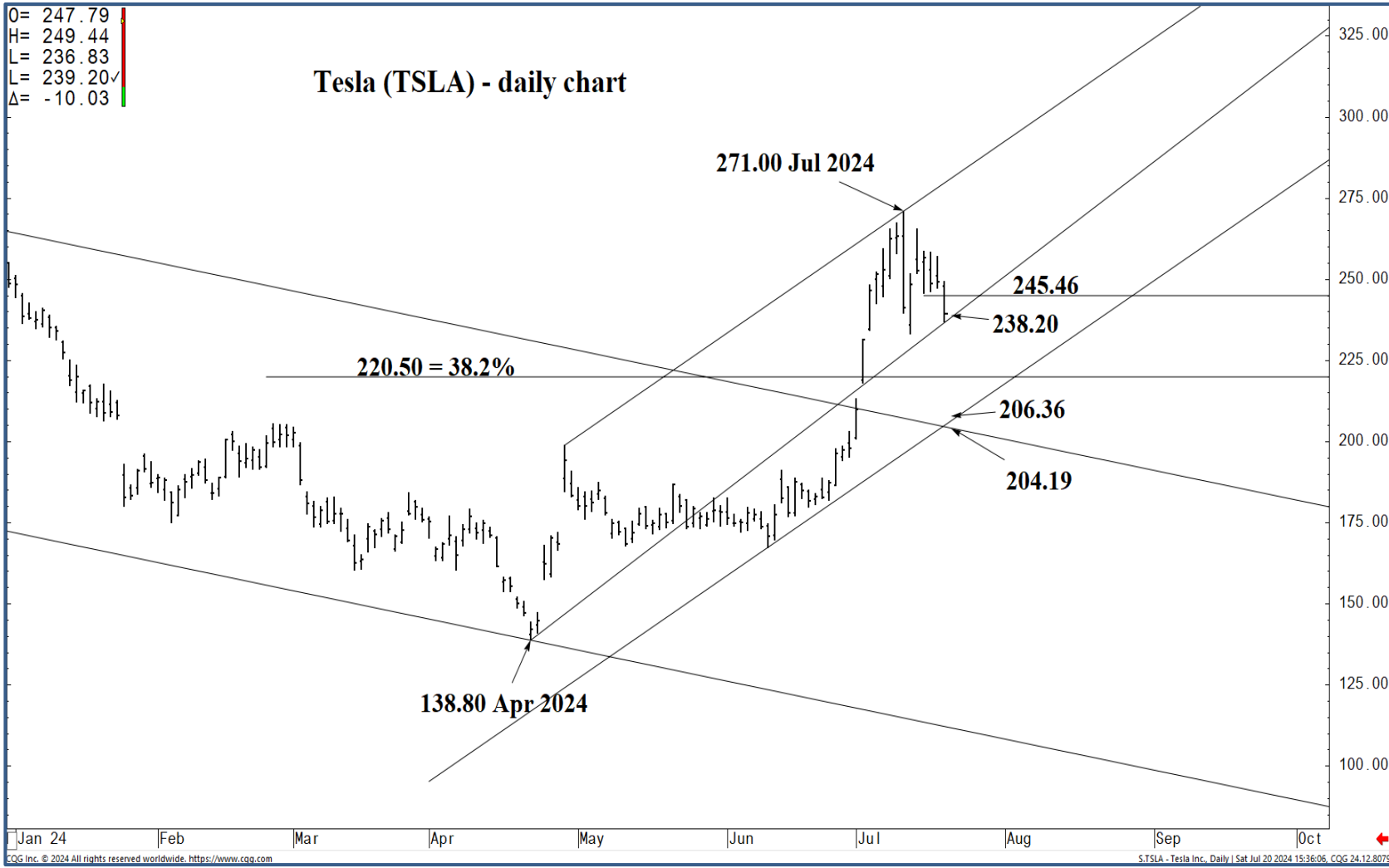
### Support and Resistance

- 278.98 \* session containment**
- 275.33 \* minor
- 271.00 \* intra-day containment
- 267.59 \* minor
- 265.13 \* session containment**
- 262.63 \* minor
- 260.20 \* minor
- 257.86 \* minor
- 254.95 \* minor
- 252.10 \* session containment UP**
- 249.38 \* minor
- 245.46 \* intra-day containment
- 241.03 \* minor
- 238.20 \*\*\* weekly containment DP**
- 235.80 \* minor
- 233.09 \* minor
- 231.30 \* intra-day containment
- 228.58 \* minor
- 226.32 \* minor
- 220.50 \* session containment**



O= 247.79  
 H= 249.44  
 L= 236.83  
 L= 239.20✓  
 Δ= -10.03

## Tesla (TSLA) - daily chart

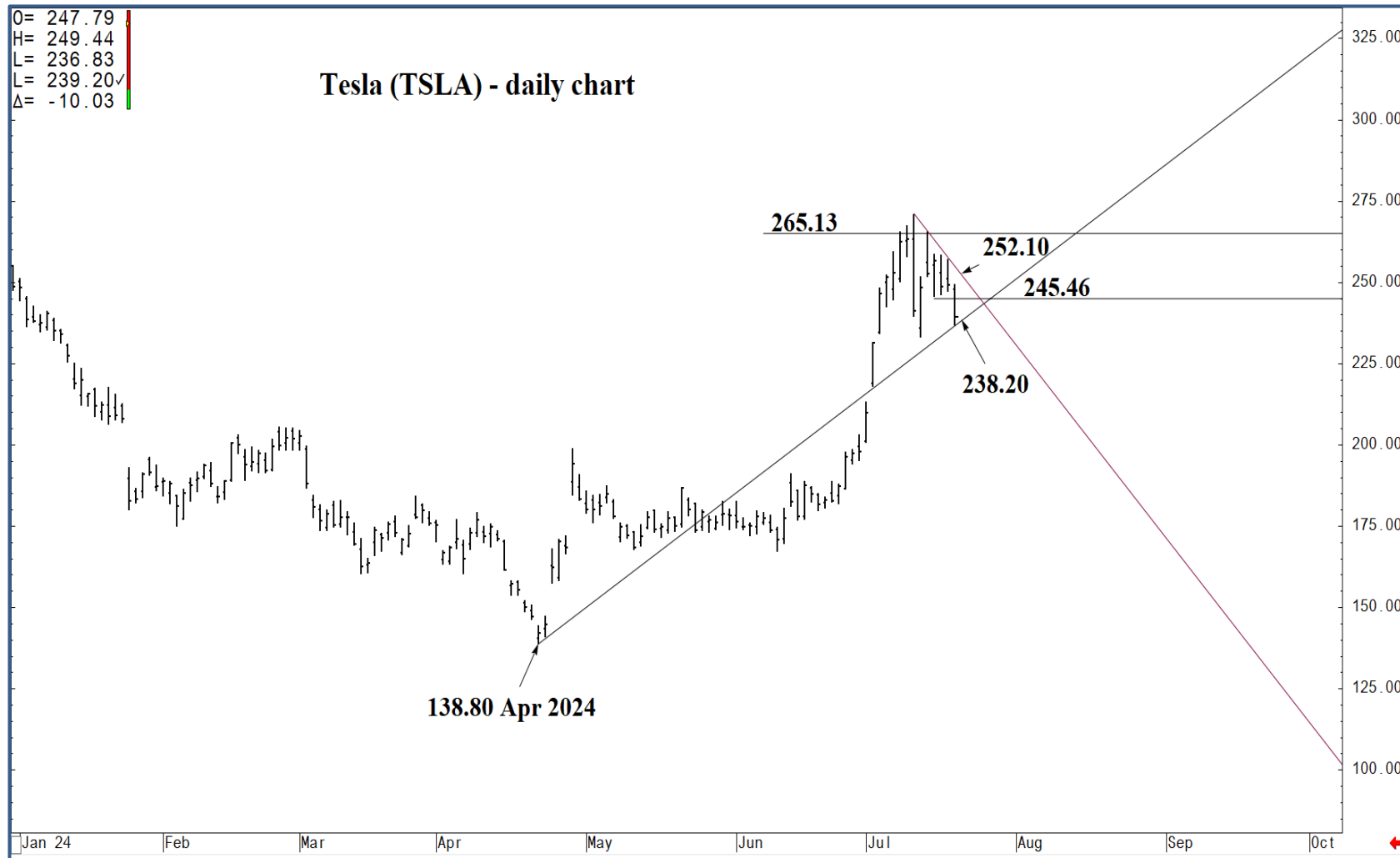


### Support and Resistance

- 278.98 \* session containment**
- 275.33 \* minor
- 271.00 \* intra-day containment
- 267.59 \* minor
- 265.13 \* session containment**
- 262.63 \* minor
- 260.20 \* minor
- 257.86 \* minor
- 254.95 \* minor
- 252.10 \* session containment UP**
- 249.38 \* minor
- 245.46 \* intra-day containment
- 241.03 \* minor
- 238.20 \*\*\* weekly containment DP**
- 235.80 \* minor
- 233.09 \* minor
- 231.30 \* intra-day containment
- 228.58 \* minor
- 226.32 \* minor
- 220.50 \* session containment**







### Support and Resistance

- 278.98 \*** session containment
- 275.33 \* minor
- 271.00 \* intra-day containment
- 267.59 \* minor
- 265.13 \*** session containment
- 262.63 \* minor
- 260.20 \* minor
- 257.86 \* minor
- 254.95 \* minor
- 252.10 \*** session containment UP
- 249.38 \* minor
- 245.46 \* intra-day containment
- 241.03 \* minor
- 238.20 \*\*\*** weekly containment DP
- 235.80 \* minor
- 233.09 \* minor
- 231.30 \* intra-day containment
- 228.58 \* minor
- 226.32 \* minor
- 220.50 \*** session containment

