



WICKED STOCKS

DIRECTIONAL CLARITY FOR THE ACTIVE INVESTOR



Support and Resistance

- 278.98** * session containment
- 275.33 * minor
- 271.00 * intra-day containment
- 267.59 * minor
- 265.13** * session containment
- 262.63 * minor
- 260.20 * minor
- 258.62 * minor
- 254.80 * intra-day containment
- 252.16 * minor
- 248.50 * minor
- 246.94 * minor
- 244.65** *** weekly containment
- 241.03 * minor
- 236.60** *** weekly containment
- 231.30 * minor
- 228.58 * minor
- 225.87 * minor
- 220.50** * session containment

O= 251.09
H= 257.14
L= 247.20
L= 249.23
Δ= +0.73

Tesla, Inc (TSLA) - weekly bar chart



Support and Resistance

- 278.98 * session containment**
- 275.33 * minor
- 271.00 * intra-day containment
- 267.59 * minor
- 265.13 * session containment**
- 262.63 * minor
- 260.20 * minor
- 258.62 * minor
- 254.80 * intra-day containment
- 252.16 * minor
- 248.50 * minor
- 246.94 * minor
- 244.65 *** weekly containment**
- 241.03 * minor
- 236.60 *** weekly containment**
- 231.30 * minor
- 228.58 * minor
- 225.87 * minor
- 220.50 * session containment**



O= 251.09
 H= 257.14
 L= 247.20
 L= 249.23
 Δ= +0.73

Tesla, Inc (TSLA) - weekly bar chart



Support and Resistance

- 278.98** * session containment
- 275.33 * minor
- 271.00 * intra-day containment
- 267.59 * minor
- 265.13** * session containment
- 262.63 * minor
- 260.20 * minor
- 258.62 * minor
- 254.80 * intra-day containment
- 252.16 * minor
- 248.50 * minor
- 246.94 * minor
- 244.65** *** weekly containment
- 241.03 * minor
- 236.60** *** weekly containment
- 231.30 * minor
- 228.58 * minor
- 225.87 * minor
- 220.50** * session containment





Tesla, Inc (TSLA) - weekly bar chart

Support and Resistance

- 278.98 * session containment**
- 275.33 * minor
- 271.00 * intra-day containment
- 267.59 * minor
- 265.13 * session containment**
- 262.63 * minor
- 260.20 * minor
- 258.62 * minor
- 254.80 * intra-day containment
- 252.16 * minor
- 248.50 * minor
- 246.94 * minor
- 244.65 *** weekly containment**
- 241.03 * minor
- 236.60 *** weekly containment**
- 231.30 * minor
- 228.58 * minor
- 225.87 * minor
- 220.50 * session containment**



O= 251.09
 H= 257.14
 L= 247.20
 L= 249.23
 Δ= +0.73

Tesla Inc. (TSLA) - weekly bar chart



Support and Resistance

- 278.98** * session containment
- 275.33 * minor
- 271.00 * intra-day containment
- 267.59 * minor
- 265.13** * session containment
- 262.63 * minor
- 260.20 * minor
- 258.62 * minor
- 254.80 * intra-day containment
- 252.16 * minor
- 248.50 * minor
- 246.94 * minor
- 244.65** *** weekly containment
- 241.03 * minor
- 236.60** *** weekly containment
- 231.30 * minor
- 228.58 * minor
- 225.87 * minor
- 220.50** * session containment

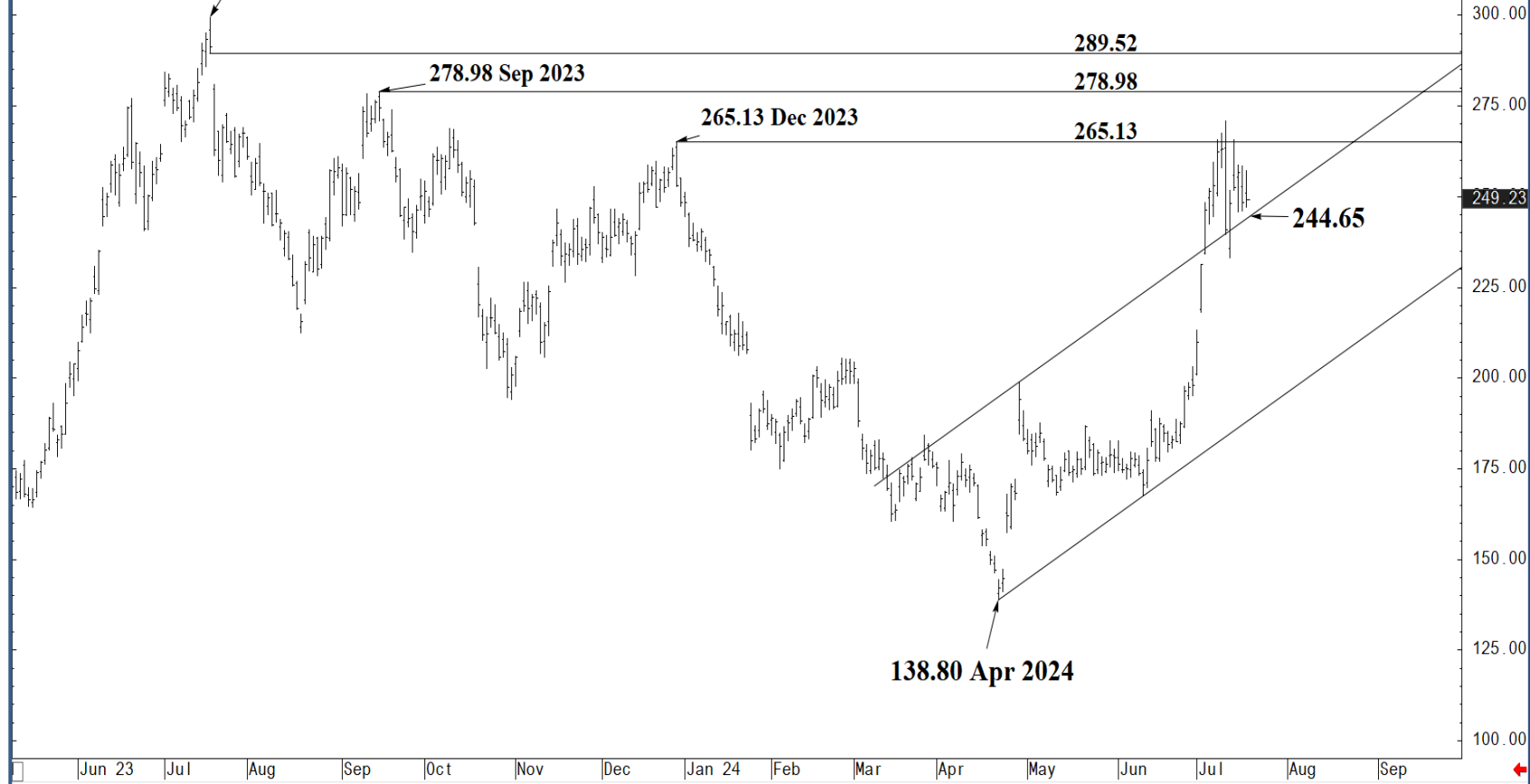
Sep Oct Nov Dec Jan 23 Feb Mar Apr May Jun Jul Aug Sep Oct Nov Dec Jan 24 Feb Mar Apr May Jun Jul Aug Sep Oct Nov Dec
 CQG Inc. © 2024 All rights reserved worldwide. <https://www.cqg.com> S:TSLA - Tesla Inc., Weekly | Thu Jul 18 2024 14:00:42, CQG 24.12.8079



O= 251.09
 H= 257.14
 L= 247.20
 L= 249.23
 Δ= +0.73

299.29 Jul 2023

Tesla (TSLA) - daily chart



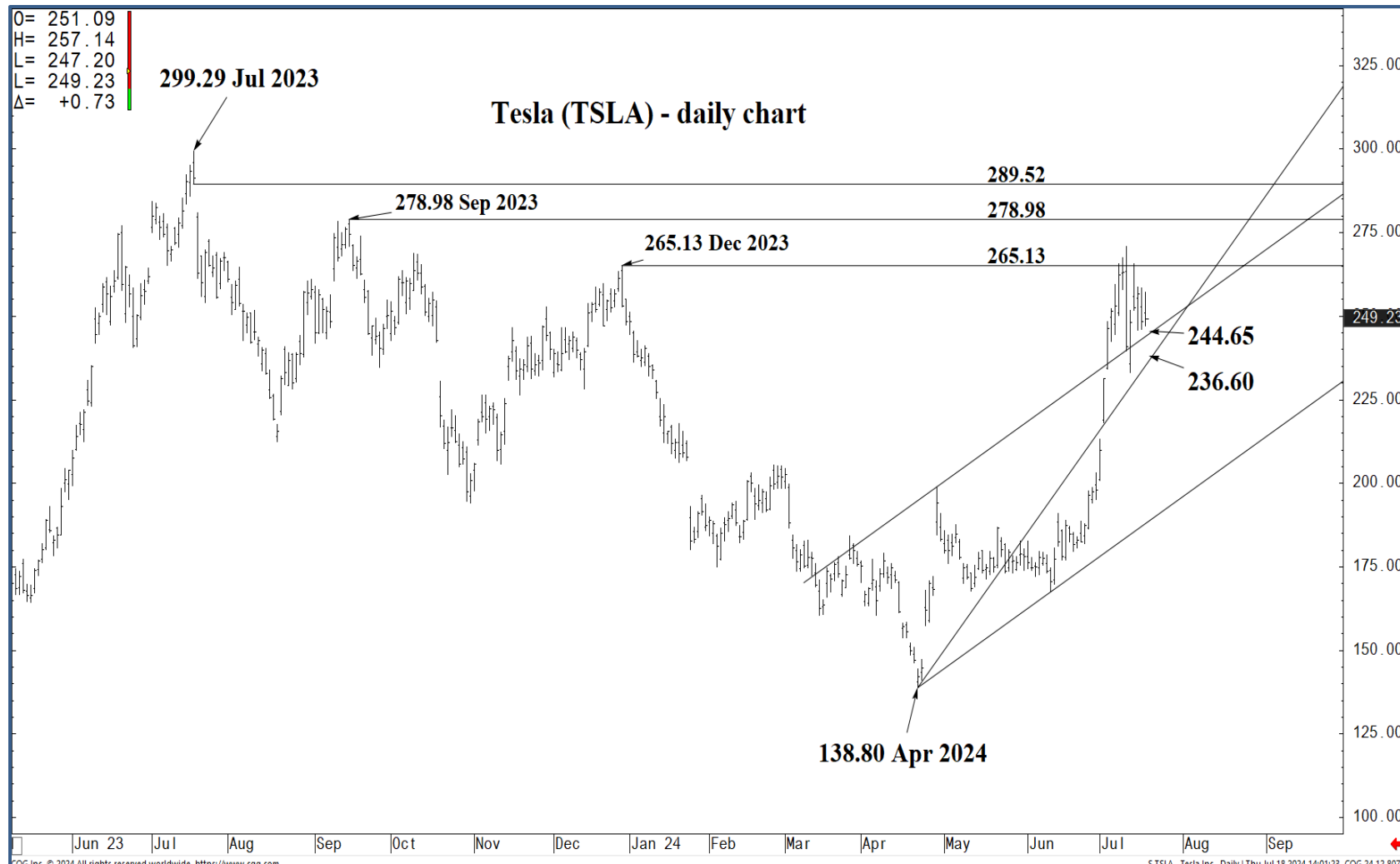
Support and Resistance

- 278.98** * session containment
- 275.33 * minor
- 271.00 * intra-day containment
- 267.59 * minor
- 265.13** * session containment
- 262.63 * minor
- 260.20 * minor
- 258.62 * minor
- 254.80 * intra-day containment
- 252.16 * minor
- 248.50 * minor
- 246.94 * minor
- 244.65** *** weekly containment
- 241.03 * minor
- 236.60** *** weekly containment
- 231.30 * minor
- 228.58 * minor
- 225.87 * minor
- 220.50** * session containment

249.23

138.80 Apr 2024





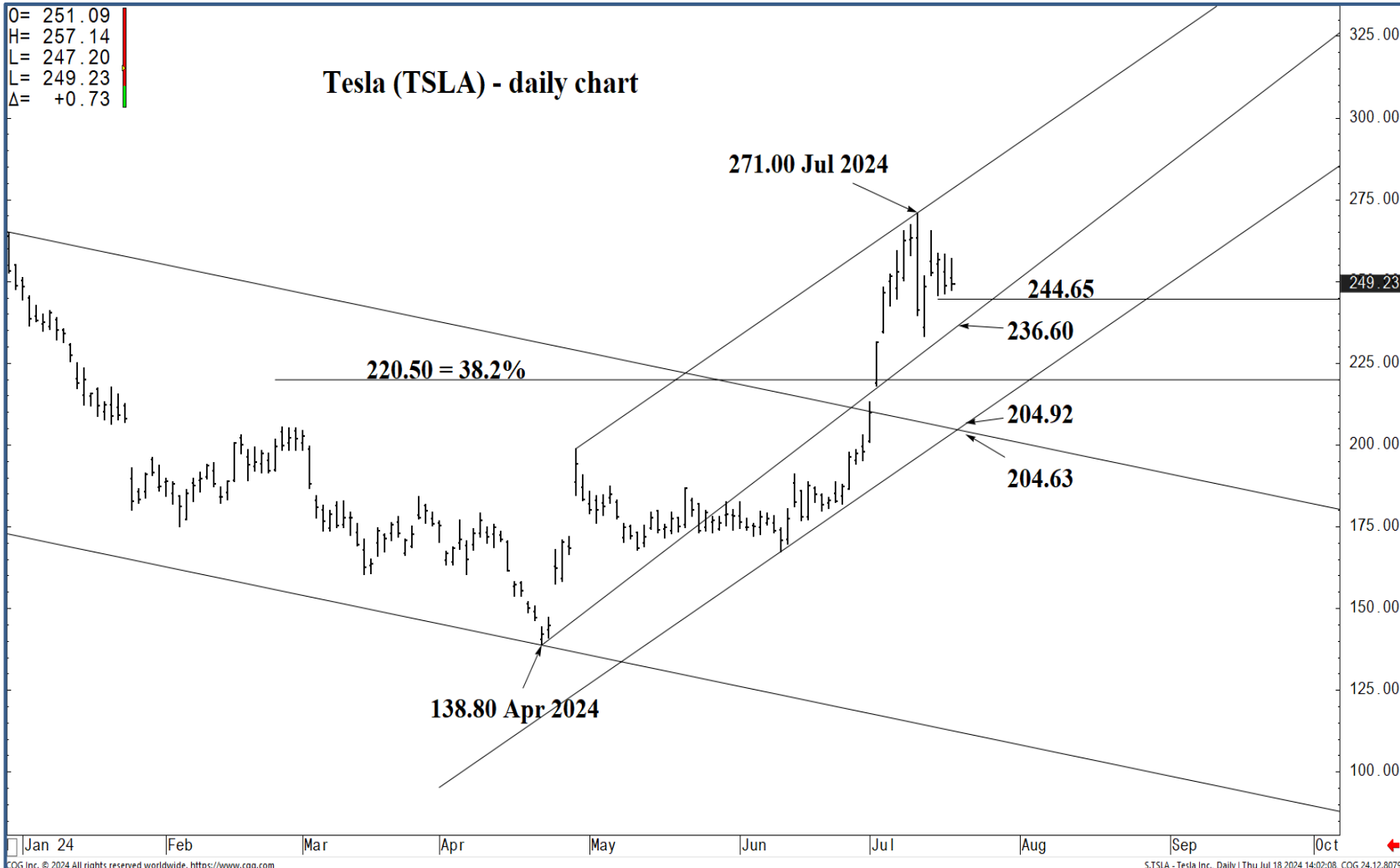
Support and Resistance

278.98 *	session containment
275.33	* minor
271.00	* intra-day containment
267.59	* minor
265.13 *	session containment
262.63	* minor
260.20	* minor
258.62	* minor
254.80	* intra-day containment
252.16	* minor
248.50	* minor
246.94	* minor
244.65 ***	weekly containment
241.03	* minor
236.60 ***	weekly containment
231.30	* minor
228.58	* minor
225.87	* minor
220.50 *	session containment



O= 251.09
 H= 257.14
 L= 247.20
 L= 249.23
 Δ= +0.73

Tesla (TSLA) - daily chart



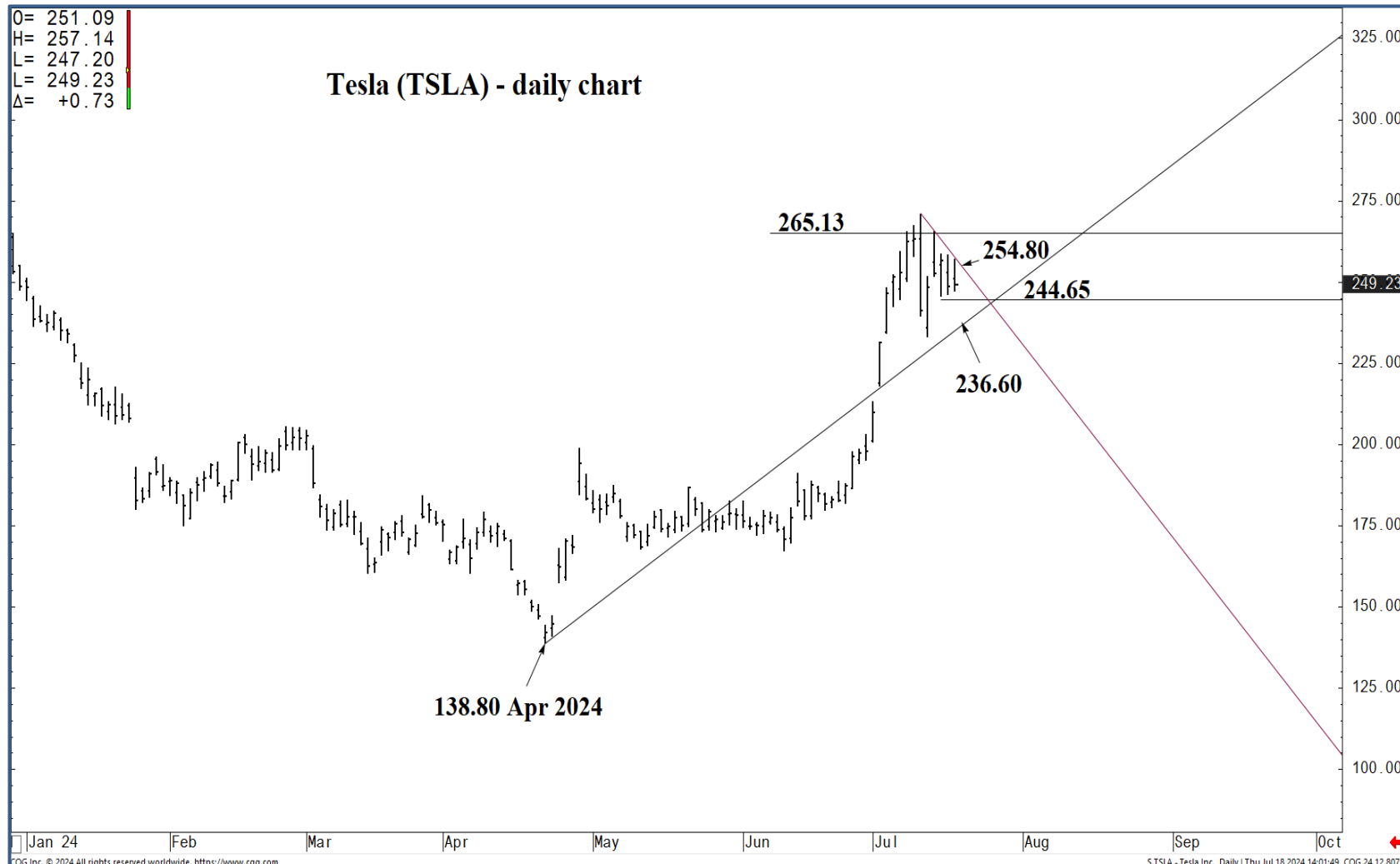
Support and Resistance

- 278.98** * session containment
- 275.33 * minor
- 271.00 * intra-day containment
- 267.59 * minor
- 265.13** * session containment
- 262.63 * minor
- 260.20 * minor
- 258.62 * minor
- 254.80 * intra-day containment
- 252.16 * minor
- 248.50 * minor
- 246.94 * minor
- 244.65** *** weekly containment
- 241.03 * minor
- 236.60** *** weekly containment
- 231.30 * minor
- 228.58 * minor
- 225.87 * minor
- 220.50** * session containment

Jan 24 | Feb | Mar | Apr | May | Jun | Jul | Aug | Sep | Oct

COG Inc. © 2024 All rights reserved worldwide. <https://www.cog.com> S:TSLA - Tesla Inc., Daily | Thu Jul 18 2024 14:02:08, COG 24.12.8079





Support and Resistance

- 278.98 * session containment**
- 275.33 * minor
- 271.00 * intra-day containment
- 267.59 * minor
- 265.13 * session containment**
- 262.63 * minor
- 260.20 * minor
- 258.62 * minor
- 254.80 * intra-day containment
- 252.16 * minor
- 248.50 * minor
- 246.94 * minor
- 244.65 *** weekly containment**
- 241.03 * minor
- 236.60 *** weekly containment**
- 231.30 * minor
- 228.58 * minor
- 225.87 * minor
- 220.50 * session containment**

