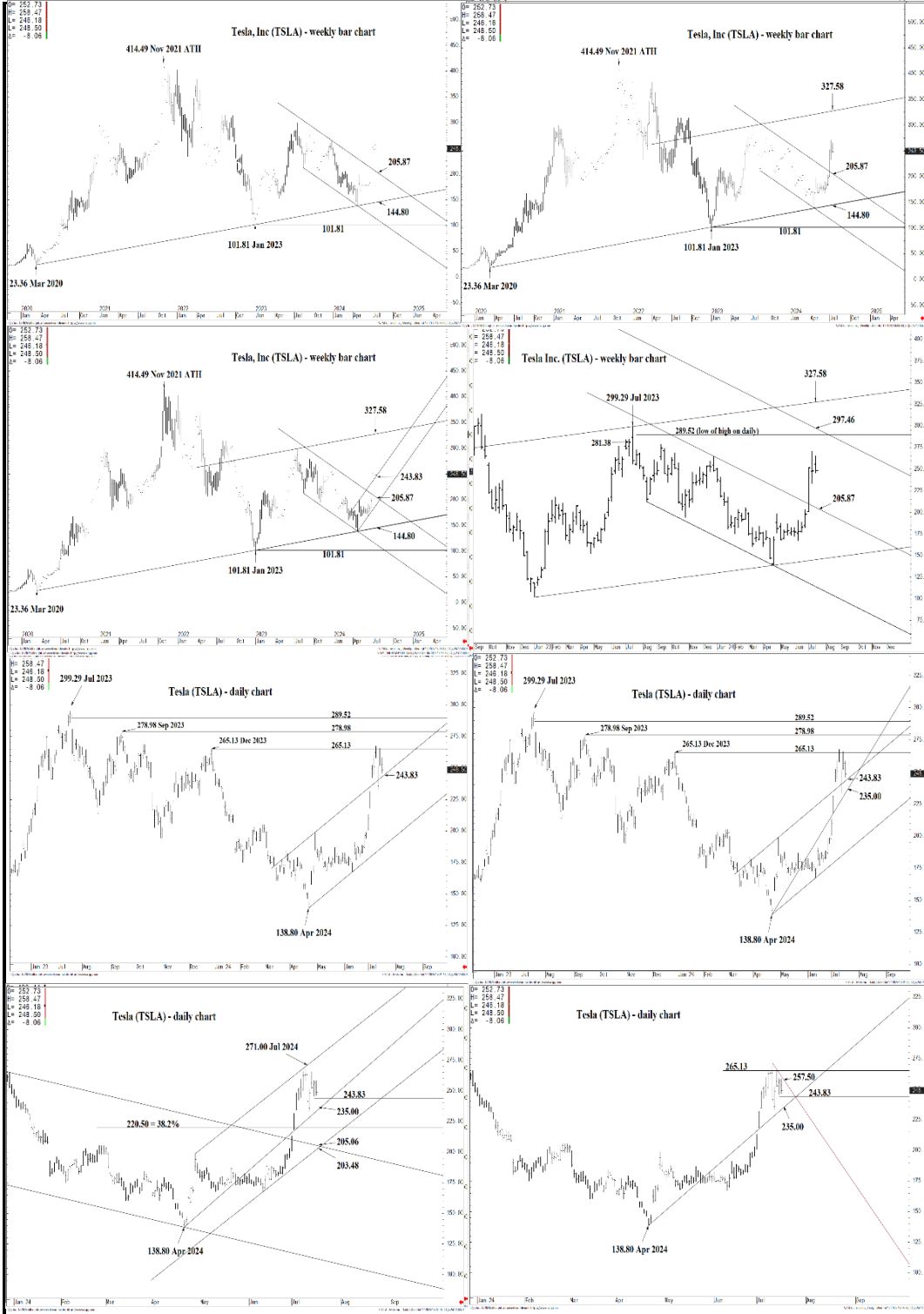




WICKED STOCKS

DIRECTIONAL CLARITY FOR THE ACTIVE INVESTOR



Support and Resistance

- 278.98** * session containment
- 275.33 * minor
- 271.00 * intra-day containment
- 267.59 * minor
- 265.13** * session containment
- 262.63 * minor
- 260.20 * minor
- 257.50 * intra-day containment
- 254.74 * minor
- 252.16 * minor
- 248.50 * minor
- 245.80 * minor
- 243.83** *** weekly containment
- 237.98 * minor
- 235.00** *** weekly containment
- 231.30 * minor
- 228.58 * minor
- 225.87 * minor
- 220.50** * session containment

O= 252.73
 H= 258.47
 L= 246.18
 L= 248.50
 Δ= -8.06

Tesla, Inc (TSLA) - weekly bar chart



Support and Resistance

- 278.98 * session containment**
- 275.33 * minor
- 271.00 * intra-day containment
- 267.59 * minor
- 265.13 * session containment**
- 262.63 * minor
- 260.20 * minor
- 257.50 * intra-day containment
- 254.74 * minor
- 252.16 * minor
- 248.50 * minor
- 245.80 * minor
- 243.83 *** weekly containment**
- 237.98 * minor
- 235.00 *** weekly containment**
- 231.30 * minor
- 228.58 * minor
- 225.87 * minor
- 220.50 * session containment**



O= 252.73
 H= 258.47
 L= 246.18
 L= 248.50
 Δ= -8.06

Tesla, Inc (TSLA) - weekly bar chart



Support and Resistance

- 278.98** * session containment
- 275.33 * minor
- 271.00 * intra-day containment
- 267.59 * minor
- 265.13** * session containment
- 262.63 * minor
- 260.20 * minor
- 257.50 * intra-day containment
- 254.74 * minor
- 252.16 * minor
- 248.50 * minor
- 245.80 * minor
- 243.83** *** weekly containment
- 237.98 * minor
- 235.00** *** weekly containment
- 231.30 * minor
- 228.58 * minor
- 225.87 * minor
- 220.50** * session containment



O= 252.73
 H= 258.47
 L= 246.18
 L= 248.50
 Δ= -8.06

Tesla, Inc (TSLA) - weekly bar chart



Support and Resistance

- 278.98 * session containment**
- 275.33 * minor
- 271.00 * intra-day containment
- 267.59 * minor
- 265.13 * session containment**
- 262.63 * minor
- 260.20 * minor
- 257.50 * intra-day containment
- 254.74 * minor
- 252.16 * minor
- 248.50 * minor
- 245.80 * minor
- 243.83 *** weekly containment**
- 237.98 * minor
- 235.00 *** weekly containment**
- 231.30 * minor
- 228.58 * minor
- 225.87 * minor
- 220.50 * session containment**



O= 252.73
 H= 258.47
 L= 246.18
 C= 248.50
 Δ= -8.06

Tesla Inc. (TSLA) - weekly bar chart



Support and Resistance

- 278.98 * session containment**
- 275.33 * minor
- 271.00 * intra-day containment
- 267.59 * minor
- 265.13 * session containment**
- 262.63 * minor
- 260.20 * minor
- 257.50 * intra-day containment
- 254.74 * minor
- 252.16 * minor
- 248.50 * minor
- 245.80 * minor
- 243.83 *** weekly containment**
- 237.98 * minor
- 235.00 *** weekly containment**
- 231.30 * minor
- 228.58 * minor
- 225.87 * minor
- 220.50 * session containment**

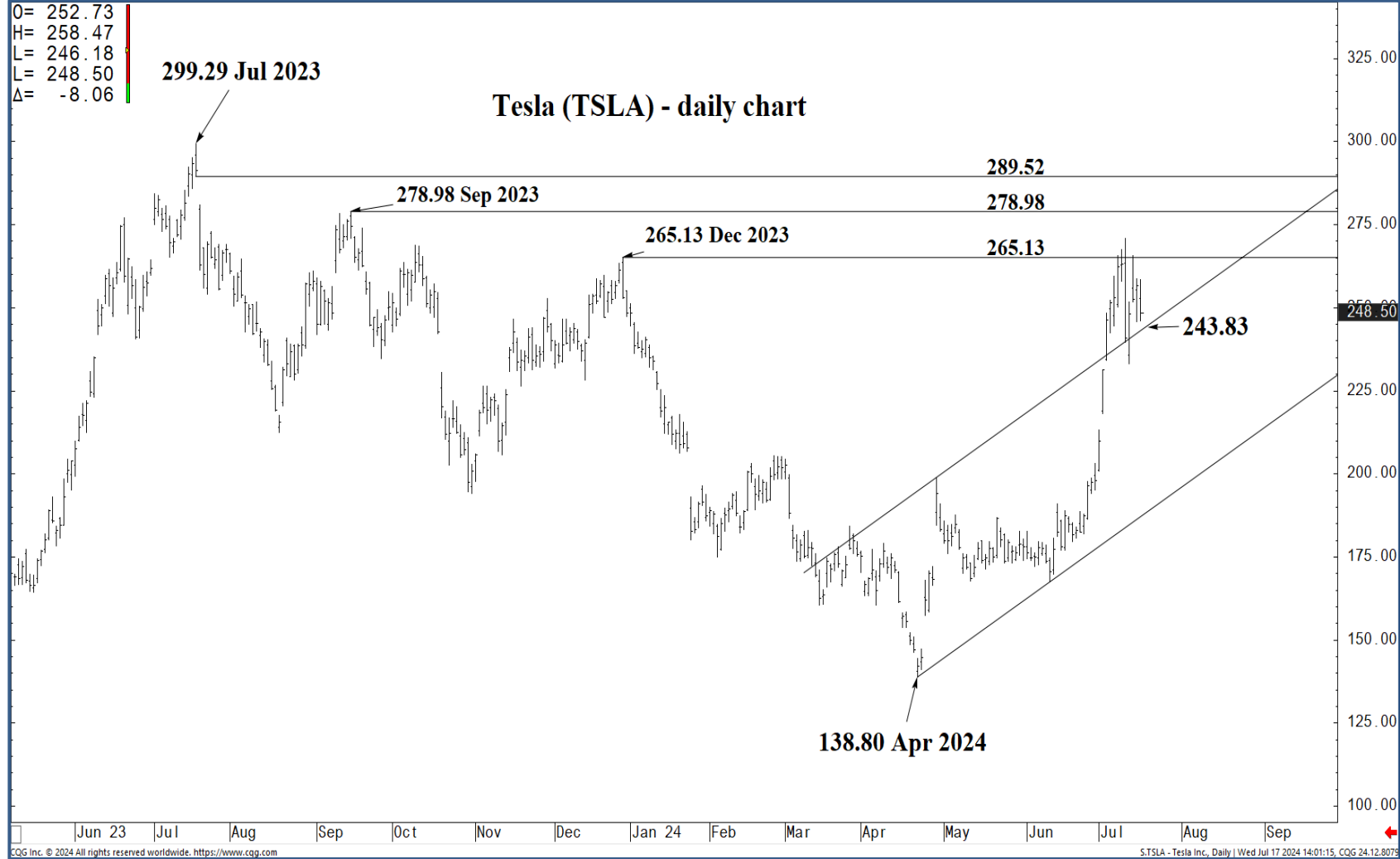
Sep Oct Nov Dec Jan 23 Feb Mar Apr May Jun Jul Aug Sep Oct Nov Dec Jan 24 Feb Mar Apr May Jun Jul Aug Sep Oct Nov Dec
 CQG Inc. © 2024 All rights reserved worldwide. <https://www.cqg.com> S:TSLA - Tesla Inc., Weekly | Wed Jul 17 2024 14:01:01, CQG 24.12.8079



O= 252.73
 H= 258.47
 L= 246.18
 L= 248.50
 Δ= -8.06

299.29 Jul 2023

Tesla (TSLA) - daily chart



Support and Resistance

- 278.98** * session containment
- 275.33 * minor
- 271.00 * intra-day containment
- 267.59 * minor
- 265.13** * session containment
- 262.63 * minor
- 260.20 * minor
- 257.50 * intra-day containment
- 254.74 * minor
- 252.16 * minor
- 248.50 * minor
- 245.80 * minor
- 243.83** *** weekly containment
- 237.98 * minor
- 235.00** *** weekly containment
- 231.30 * minor
- 228.58 * minor
- 225.87 * minor
- 220.50** * session containment

138.80 Apr 2024

248.50

243.83

289.52

278.98

265.13 Dec 2023

265.13

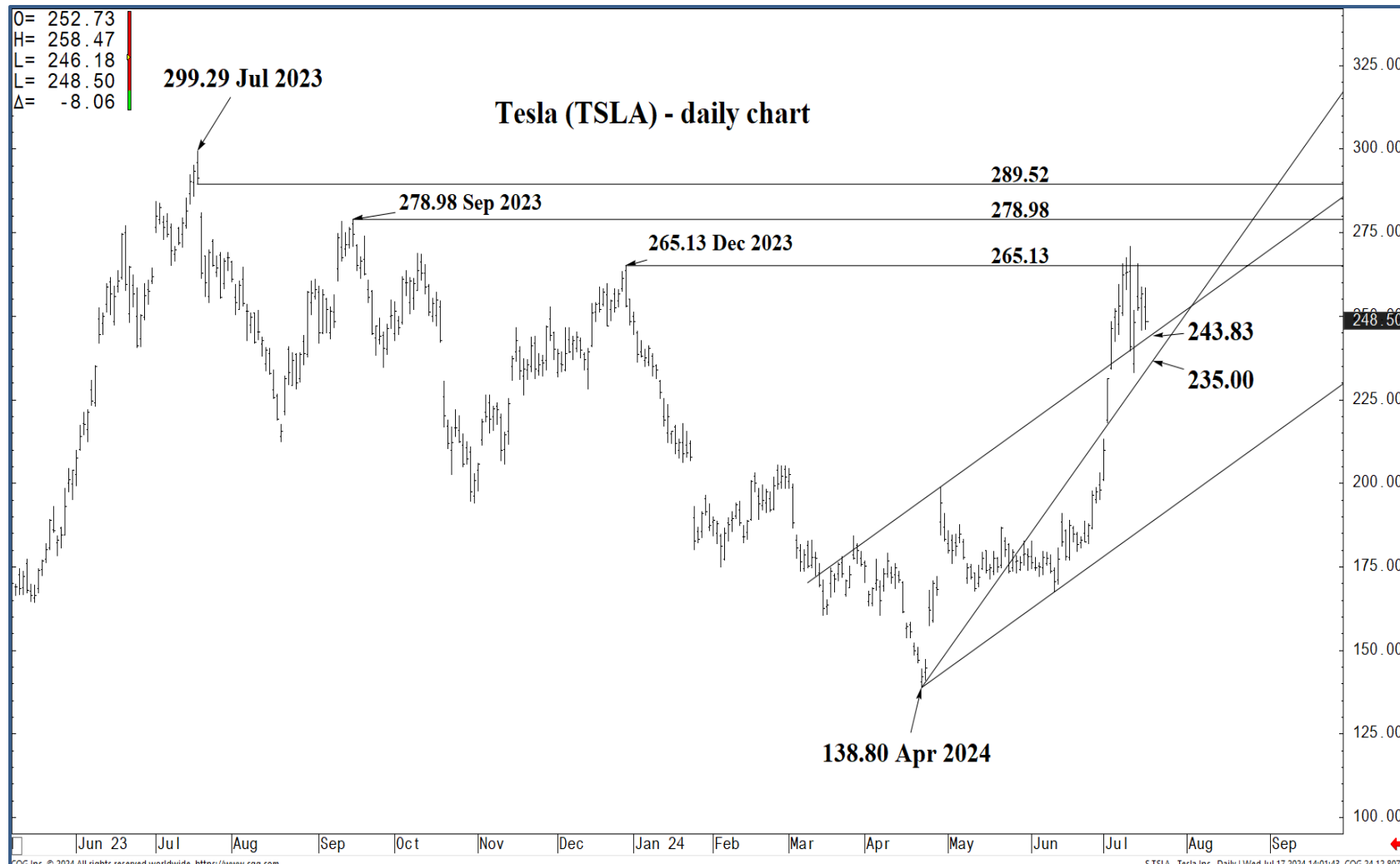
278.98 Sep 2023

Jun 23 Jul Aug Sep Oct Nov Dec Jan 24 Feb Mar Apr May Jun Jul Aug Sep

CGG Inc. © 2024 All rights reserved worldwide. <https://www.cgg.com>

S:TSLA - Tesla Inc., Daily | Wed Jul 17 2024 14:01:15, CGG 24.12.8079





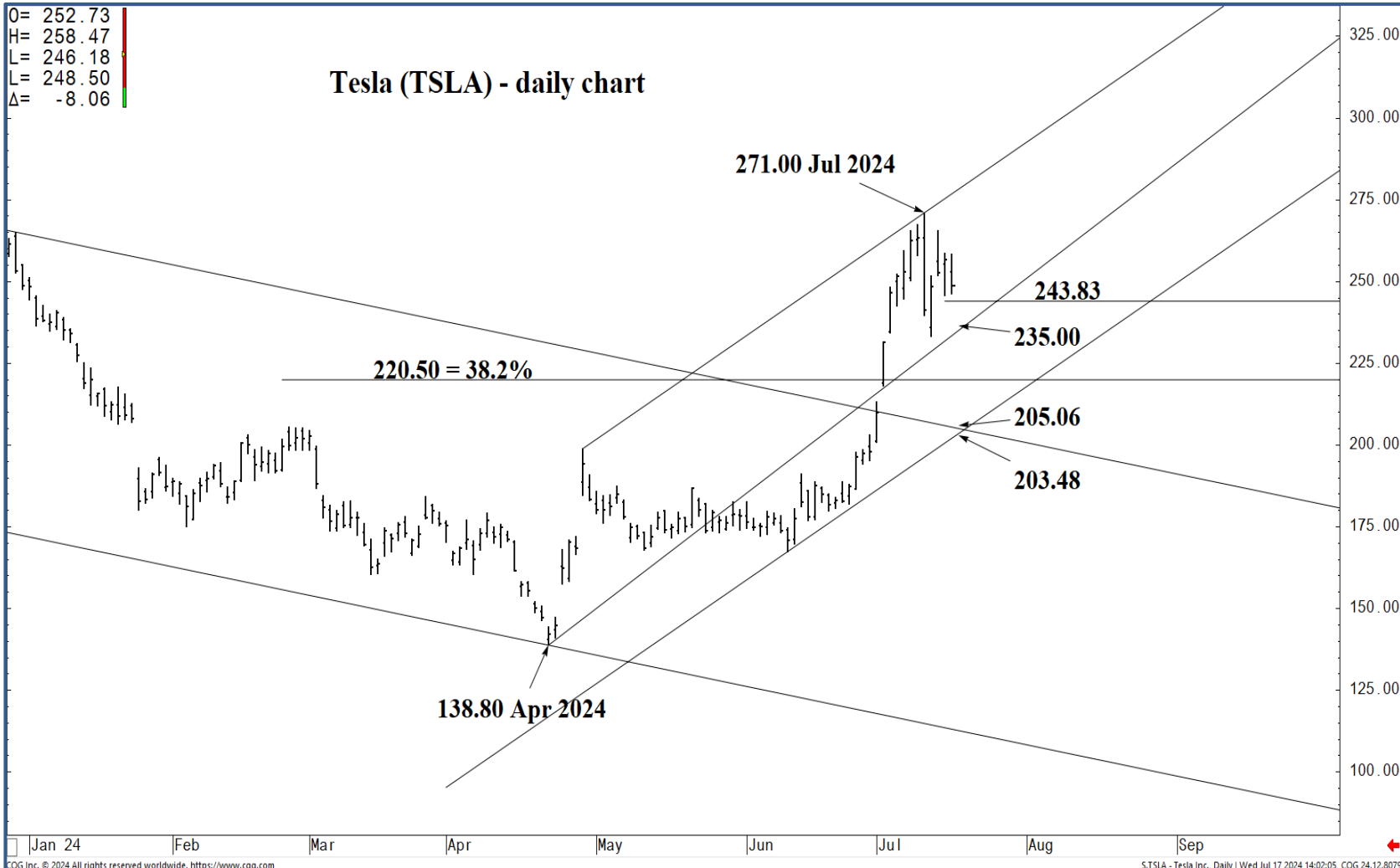
Support and Resistance

- 278.98 * session containment**
- 275.33 * minor
- 271.00 * intra-day containment
- 267.59 * minor
- 265.13 * session containment**
- 262.63 * minor
- 260.20 * minor
- 257.50 * intra-day containment
- 254.74 * minor
- 252.16 * minor
- 248.50 * minor
- 245.80 * minor
- 243.83 *** weekly containment**
- 237.98 * minor
- 235.00 *** weekly containment**
- 231.30 * minor
- 228.58 * minor
- 225.87 * minor
- 220.50 * session containment**



O= 252.73
 H= 258.47
 L= 246.18
 L= 248.50
 Δ= -8.06

Tesla (TSLA) - daily chart



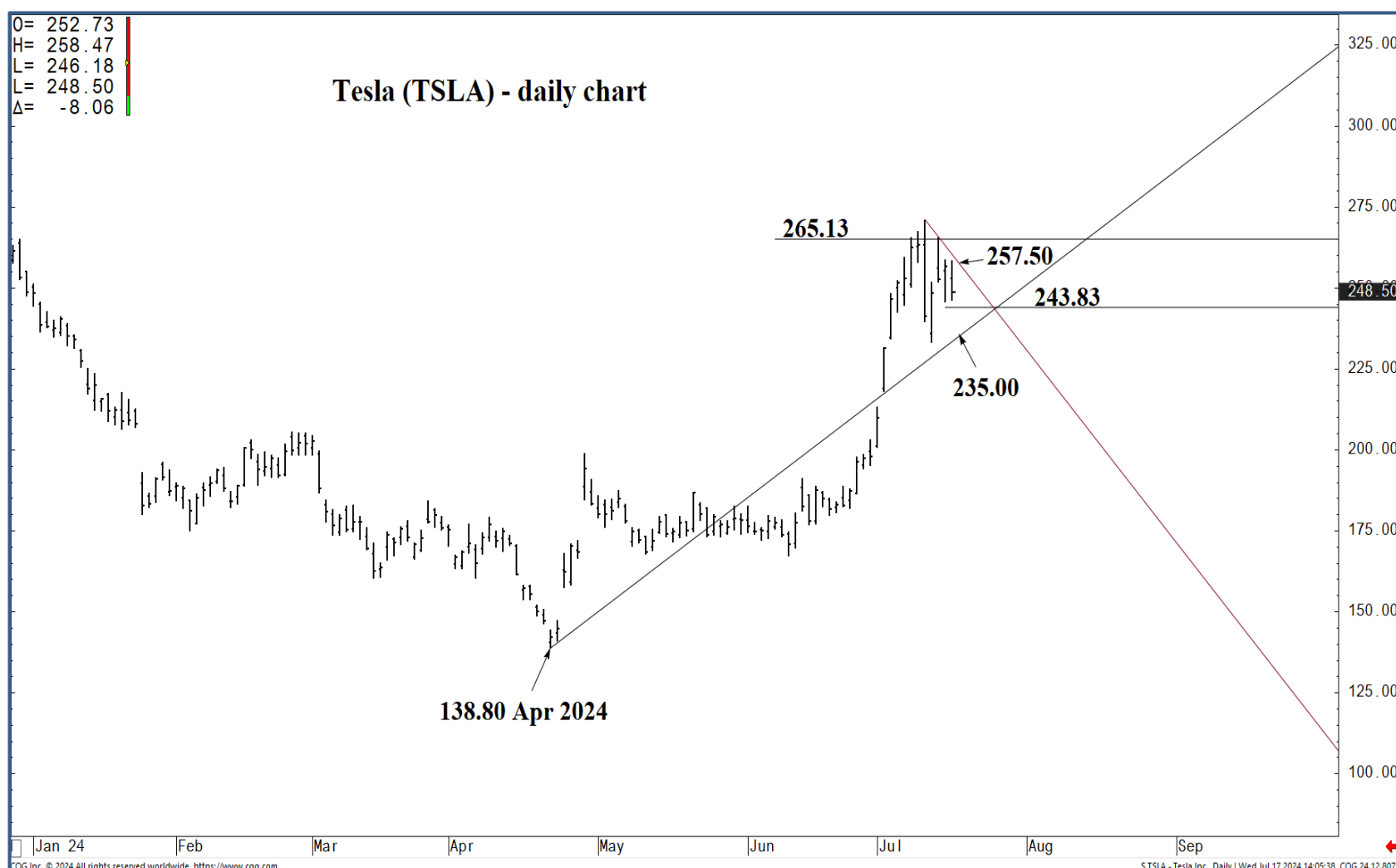
Support and Resistance

- 278.98 * session containment**
- 275.33 * minor
- 271.00 * intra-day containment
- 267.59 * minor
- 265.13 * session containment**
- 262.63 * minor
- 260.20 * minor
- 257.50 * intra-day containment
- 254.74 * minor
- 252.16 * minor
- 248.50 * minor
- 245.80 * minor
- 243.83 *** weekly containment**
- 237.98 * minor
- 235.00 *** weekly containment**
- 231.30 * minor
- 228.58 * minor
- 225.87 * minor
- 220.50 * session containment**



O= 252.73
 H= 258.47
 L= 246.18
 C= 248.50
 Δ= -8.06

Tesla (TSLA) - daily chart



Support and Resistance

- 278.98 * session containment**
- 275.33 * minor
- 271.00 * intra-day containment
- 267.59 * minor
- 265.13 * session containment**
- 262.63 * minor
- 260.20 * minor
- 257.50 * intra-day containment
- 254.74 * minor
- 252.16 * minor
- 248.50 * minor
- 245.80 * minor
- 243.83 *** weekly containment**
- 237.98 * minor
- 235.00 *** weekly containment**
- 231.30 * minor
- 228.58 * minor
- 225.87 * minor
- 220.50 * session containment**

Jan 24 | Feb | Mar | Apr | May | Jun | Jul | Aug | Sep

