



WICKED STOCKS

DIRECTIONAL CLARITY FOR THE ACTIVE INVESTOR



Support and Resistance

- 278.98** * session containment
- 275.33 * minor
- 271.00 * intra-day containment
- 267.59 * minor

265.13 * session containment

- 262.63 * minor
- 260.20 * minor
- 257.51 * minor
- 255.70 * minor
- 252.16 * minor
- 248.32 * minor
- 245.80 * minor

243.01 *** weekly containment

- 237.98 * minor

233.39 *** weekly containment

- 231.30 * minor
- 228.58 * minor
- 225.87 * minor

220.50 * session containment

O= 255.31
 H= 258.62
 L= 245.80
 L= 256.56
 Δ= +3.92

Tesla, Inc (TSLA) - weekly bar chart



Support and Resistance

- 278.98 * session containment**
- 275.33 * minor
- 271.00 * intra-day containment
- 267.59 * minor
- 265.13 * session containment**
- 262.63 * minor
- 260.20 * minor
- 257.51 * minor
- 255.70 * minor
- 252.16 * minor
- 248.32 * minor
- 245.80 * minor
- 243.01 *** weekly containment**
- 237.98 * minor
- 233.39 *** weekly containment**
- 231.30 * minor
- 228.58 * minor
- 225.87 * minor
- 220.50 * session containment**



O= 255.31
 H= 258.62
 L= 245.80
 L= 256.56
 Δ= +3.92

Tesla, Inc (TSLA) - weekly bar chart



Support and Resistance

- 278.98** * session containment
- 275.33 * minor
- 271.00 * intra-day containment
- 267.59 * minor
- 265.13** * session containment
- 262.63 * minor
- 260.20 * minor
- 257.51 * minor
- 255.70 * minor
- 252.16 * minor
- 256.56**
- 248.32 * minor
- 245.80 * minor
- 243.01** *** weekly containment
- 237.98 * minor
- 233.39** *** weekly containment
- 231.30 * minor
- 228.58 * minor
- 225.87 * minor
- 220.50** * session containment

2020 Jan Apr Jul Oct 2021 Jan Apr Jul Oct 2022 Jan Apr Jul Oct 2023 Jan Apr Jul Oct 2024 Jan Apr Jul Oct 2025 Jan Apr

COG Inc. © 2024 All rights reserved worldwide. <https://www.cog.com> S:TSLA - Tesla Inc., Weekly | Tue Jul 16 2024 14:03:16, COG 24.12.8078



O= 255.31
 H= 258.62
 L= 245.80
 L= 256.56
 Δ= +3.92

Tesla, Inc (TSLA) - weekly bar chart



Support and Resistance

- 278.98 * session containment**
- 275.33 * minor
- 271.00 * intra-day containment
- 267.59 * minor
- 265.13 * session containment**
- 262.63 * minor
- 260.20 * minor
- 257.51 * minor
- 255.70 * minor
- 252.16 * minor
- 248.32 * minor
- 245.80 * minor
- 243.01 *** weekly containment**
- 237.98 * minor
- 233.39 *** weekly containment**
- 231.30 * minor
- 228.58 * minor
- 225.87 * minor
- 220.50 * session containment**



O= 255.31
 H= 258.62
 L= 245.80
 L= 256.56
 Δ= +3.92

Tesla Inc. (TSLA) - weekly bar chart



Support and Resistance

- 278.98 * session containment**
- 275.33 * minor
- 271.00 * intra-day containment
- 267.59 * minor
- 265.13 * session containment**
- 262.63 * minor
- 260.20 * minor
- 257.51 * minor
- 255.70 * minor
- 252.16 * minor
- 248.32 * minor
- 245.80 * minor
- 243.01 *** weekly containment**
- 237.98 * minor
- 233.39 *** weekly containment**
- 231.30 * minor
- 228.58 * minor
- 225.87 * minor
- 220.50 * session containment**

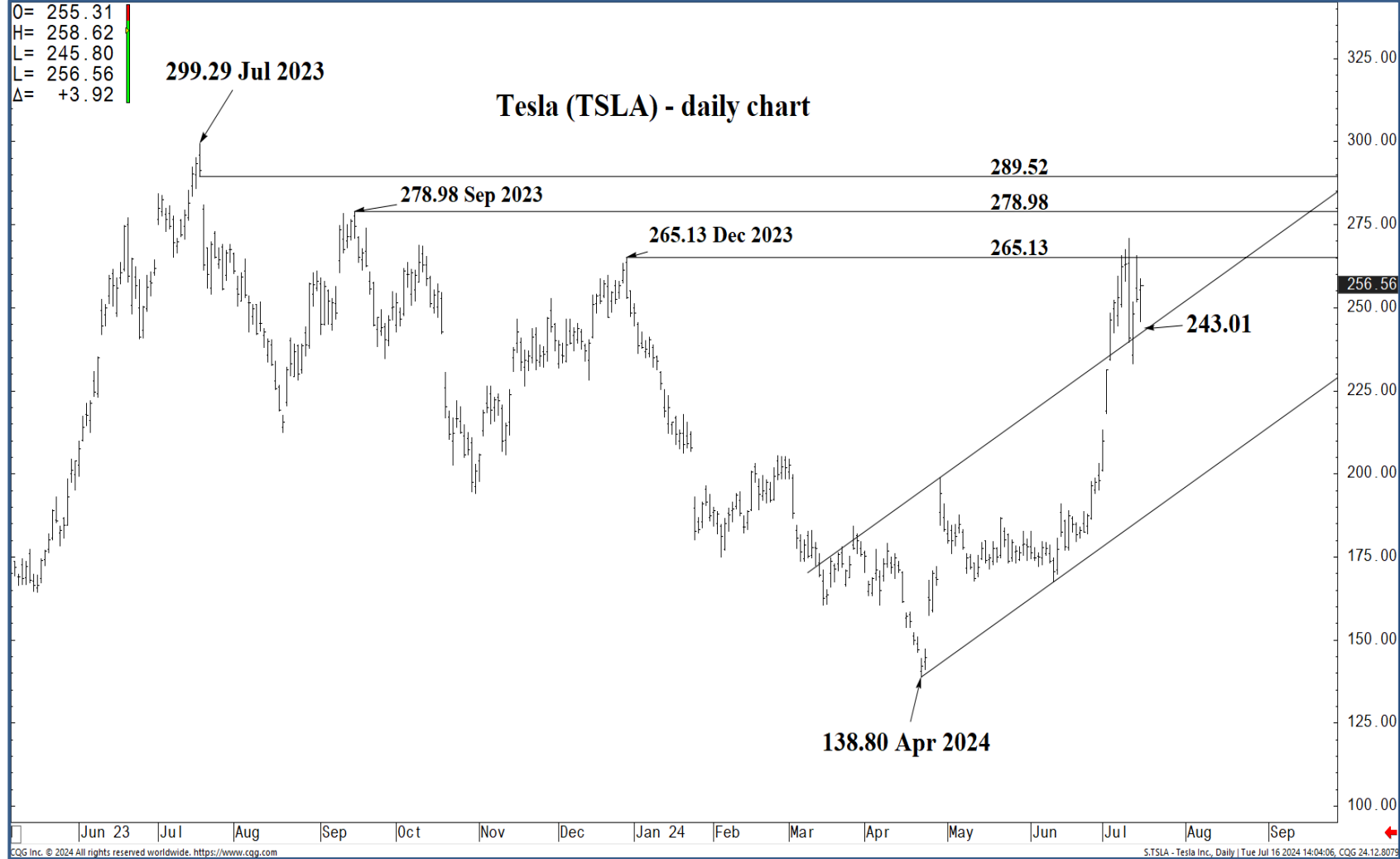
Sep Oct Nov Dec Jan 23 Feb Mar Apr May Jun Jul Aug Sep Oct Nov Dec Jan 24 Feb Mar Apr May Jun Jul Aug Sep Oct Nov Dec
 CQG Inc. © 2024 All rights reserved worldwide. <https://www.cqg.com> S:TSLA - Tesla Inc., Weekly | Tue Jul 16 2024 14:03:42, CQG 24.12.8075



O= 255.31
 H= 258.62
 L= 245.80
 L= 256.56
 Δ= +3.92

299.29 Jul 2023

Tesla (TSLA) - daily chart



289.52

278.98 Sep 2023

278.98

265.13 Dec 2023

265.13

243.01

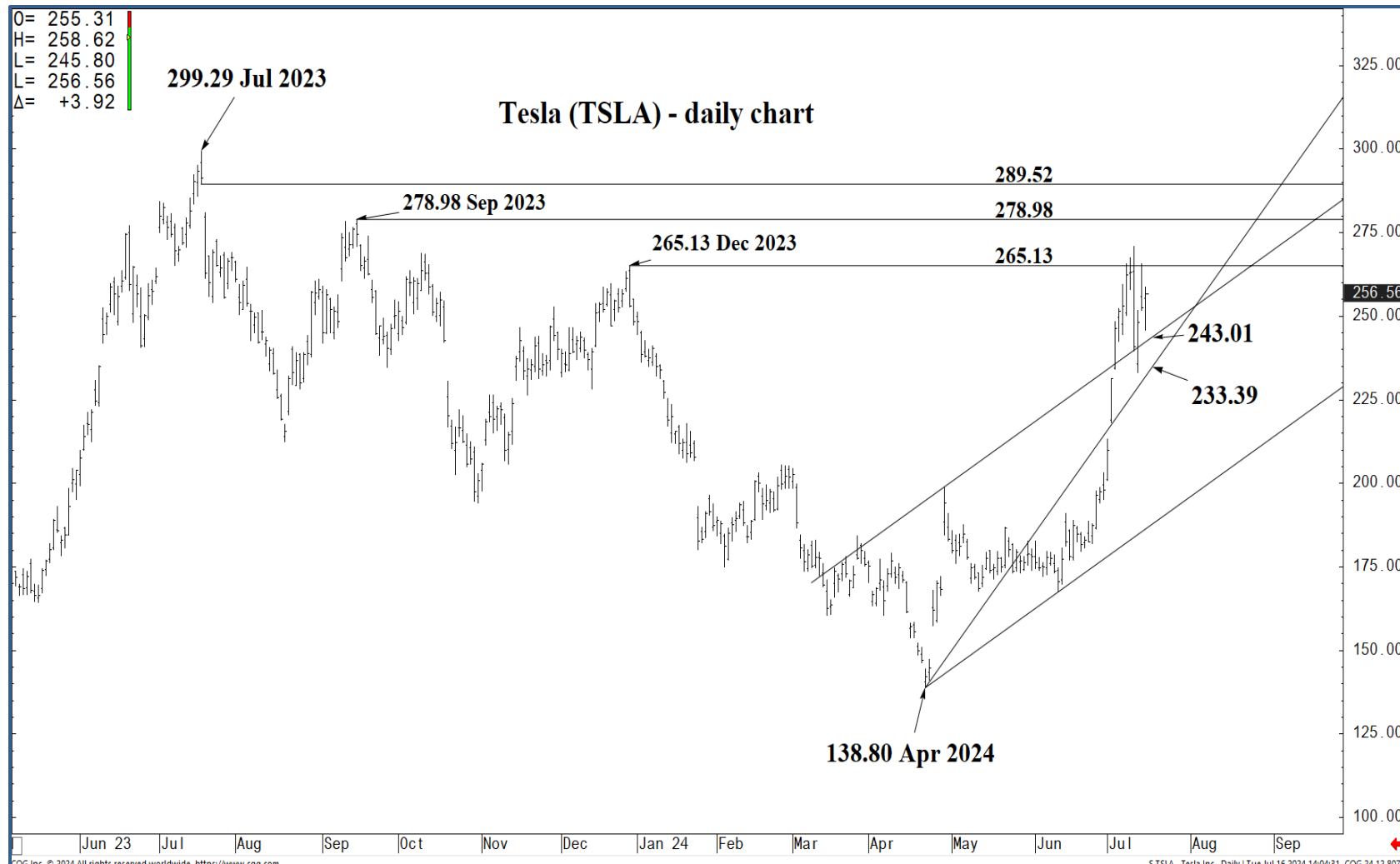
256.56

138.80 Apr 2024

Support and Resistance

- 278.98** * session containment
- 275.33 * minor
- 271.00 * intra-day containment
- 267.59 * minor
- 265.13** * session containment
- 262.63 * minor
- 260.20 * minor
- 257.51 * minor
- 255.70 * minor
- 252.16 * minor
- 248.32 * minor
- 245.80 * minor
- 243.01** *** weekly containment
- 237.98 * minor
- 233.39** *** weekly containment
- 231.30 * minor
- 228.58 * minor
- 225.87 * minor
- 220.50** * session containment





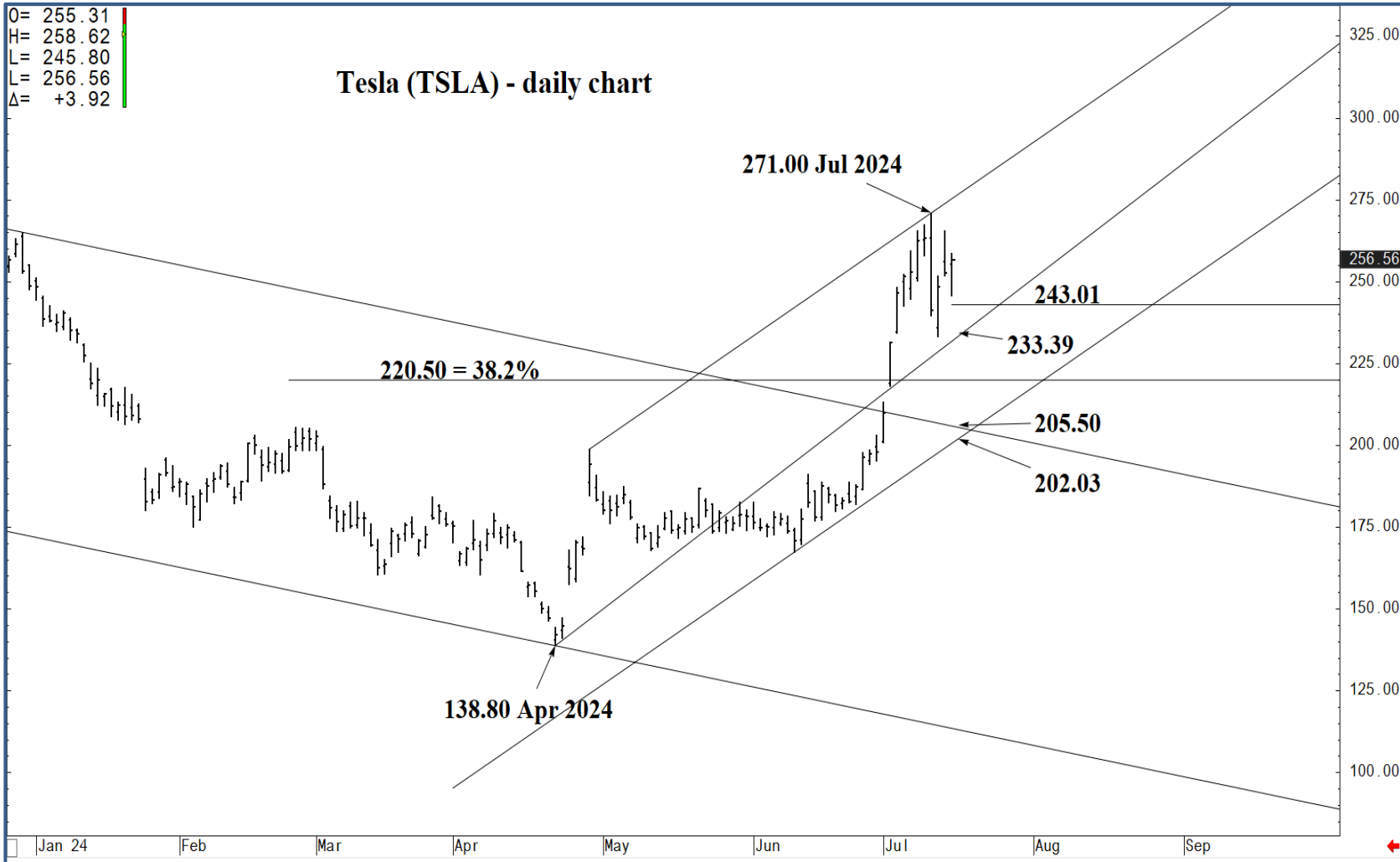
Support and Resistance

278.98 *	session containment
275.33	* minor
271.00	* intra-day containment
267.59	* minor
265.13 *	session containment
262.63	* minor
260.20	* minor
257.51	* minor
255.70	* minor
252.16	* minor
248.32	* minor
245.80	* minor
243.01 ***	weekly containment
237.98	* minor
233.39 ***	weekly containment
231.30	* minor
228.58	* minor
225.87	* minor
220.50 *	session containment



O= 255.31
 H= 258.62
 L= 245.80
 C= 256.56
 Δ= +3.92

Tesla (TSLA) - daily chart



Support and Resistance

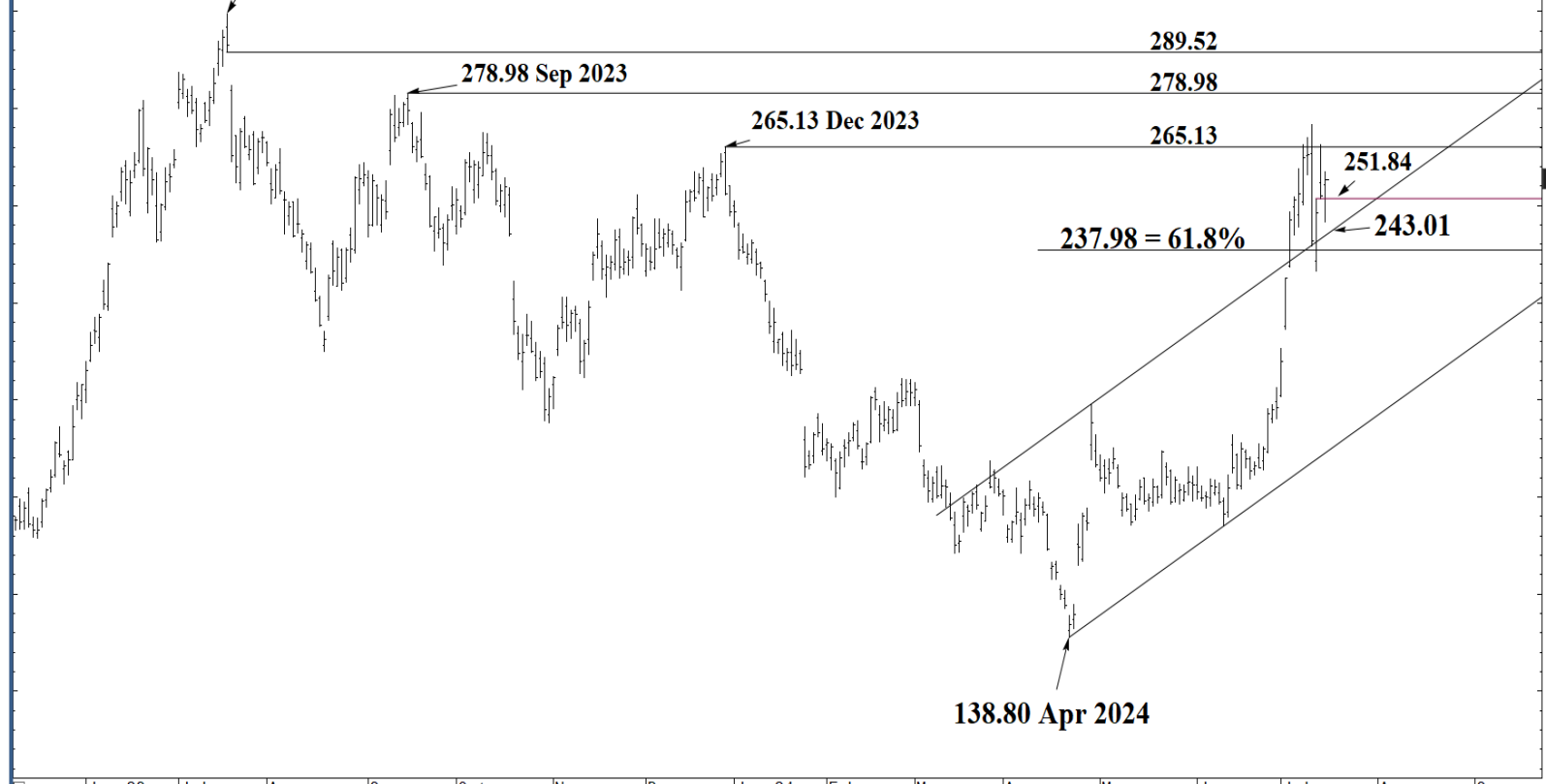
- 278.98** * session containment
- 275.33 * minor
- 271.00 * intra-day containment
- 267.59 * minor
- 265.13** * session containment
- 262.63 * minor
- 260.20 * minor
- 257.51 * minor
- 255.70 * minor
- 252.16 * minor
- 248.32 * minor
- 245.80 * minor
- 243.01** *** weekly containment
- 237.98 * minor
- 233.39** *** weekly containment
- 231.30 * minor
- 228.58 * minor
- 225.87 * minor
- 220.50** * session containment



O= 255.31
 H= 258.62
 L= 245.80
 C= 256.56
 Δ= +3.92

299.29 Jul 2023

Tesla (TSLA) - daily chart



138.80 Apr 2024

237.98 = 61.8%

289.52

278.98

265.13 Dec 2023

265.13

251.84

243.01

325.00
300.00
275.00
250.00
225.00
200.00
175.00
150.00
125.00

Support and Resistance

- 278.98 * session containment**
- 275.33 * minor
- 271.00 * intra-day containment
- 267.59 * minor
- 265.13 * session containment**
- 262.63 * minor
- 260.20 * minor
- 257.51 * minor
- 255.70 * minor
- 252.16 * minor
- 248.32 * minor
- 245.80 * minor
- 243.01 *** weekly containment**
- 237.98 * minor
- 233.39 *** weekly containment**
- 231.30 * minor
- 228.58 * minor
- 225.87 * minor
- 220.50 * session containment**

Jun 23 Jul Aug Sep Oct Nov Dec Jan 24 Feb Mar Apr May Jun Jul Aug Sep

COG Inc. © 2024 All rights reserved worldwide. <https://www.cog.com>

S:TSLA - Tesla Inc., Daily | Tue Jul 16 2024 15:24:17, COG 24-12-8078

