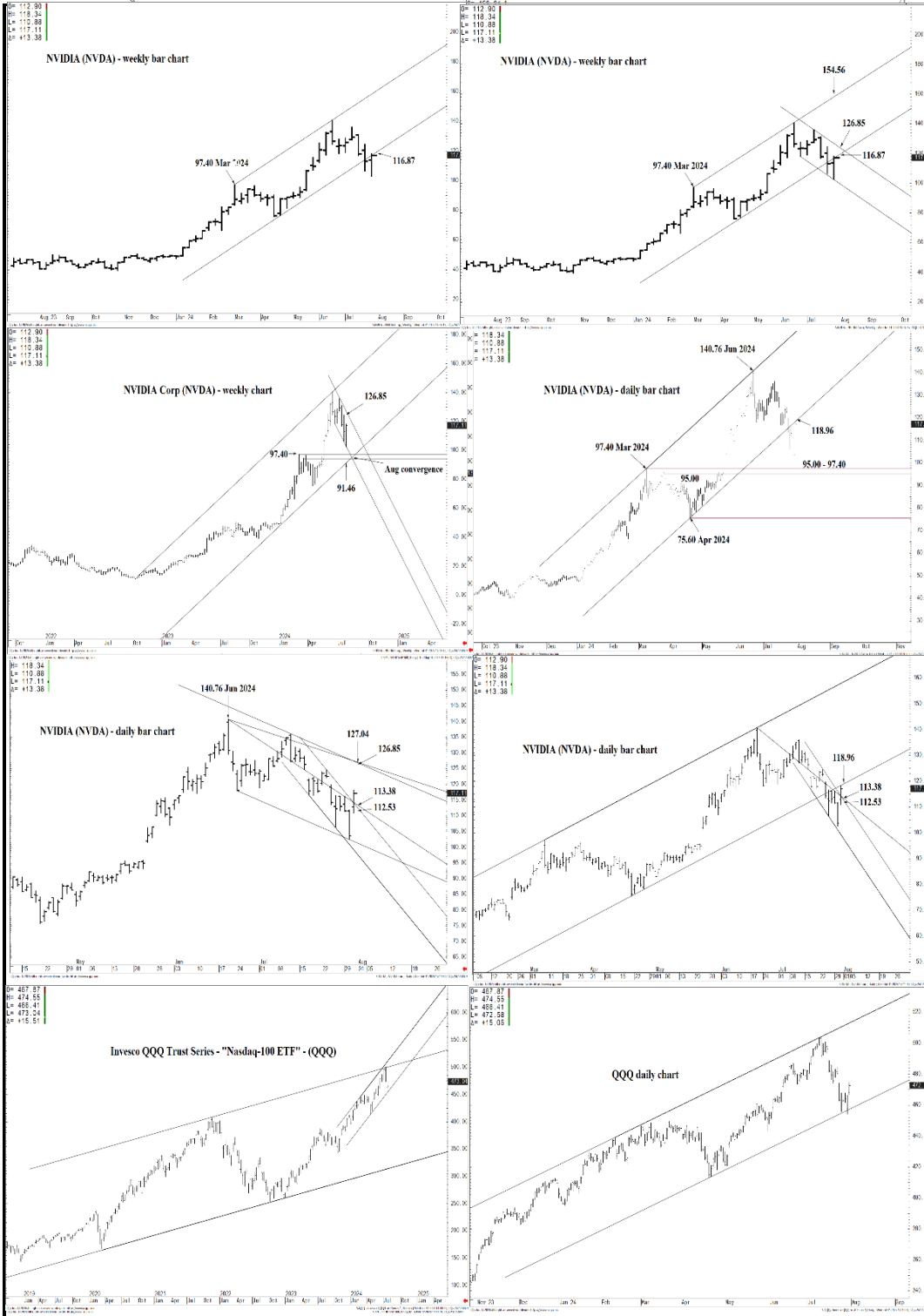




WICKED STOCKS

DIRECTIONAL CLARITY FOR THE ACTIVE INVESTOR

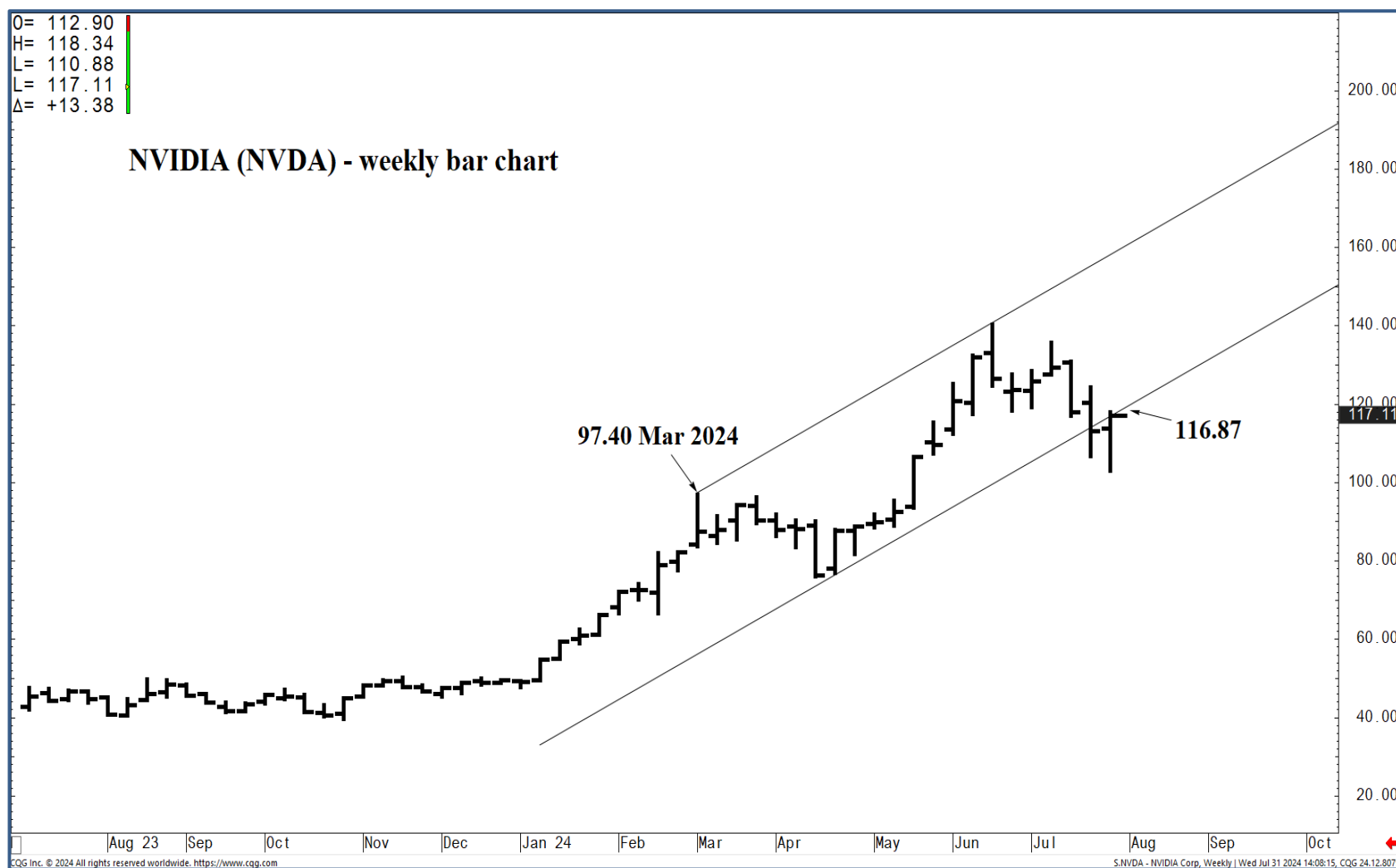


Support and Resistance

- 127.04 *** weekly containment**
- 126.85 *** weekly containment**
- 126.16 * minor
- 124.69 * minor
- 123.31 * session containment**
- 121.65 * minor
- 120.37 * minor
- 118.96 * intra-day containment
- 117.35 * minor
- 116.03 * minor
- 113.38 *** weekly containment UP**
- 112.53 *** weekly containment DP**
- 112.01 * minor
- 110.59 * minor
- 109.15 * session containment**
- 108.84 * minor
- 106.30 * minor
- 104.17 * minor
- 102.55 * session containment**
- 101.52 * minor
- 99.35 * minor
- 98.40 * minor
- 97.40 *** weekly containment**
- 95.00 *** weekly containment**

O= 112.90
H= 118.34
L= 110.88
L= 117.11
Δ= +13.38

NVIDIA (NVDA) - weekly bar chart



Support and Resistance

- 127.04 *** weekly containment**
- 126.85 *** weekly containment**
- 126.16 * minor
- 124.69 * minor
- 123.31 * session containment**
- 121.65 * minor
- 120.37 * minor
- 118.96 * intra-day containment
- 117.35 * minor
- 116.03 * minor
- 113.38 *** weekly containment UP**
- 112.53 *** weekly containment DP**
- 112.01 * minor
- 110.59 * minor
- 109.15 * session containment**
- 108.84 * minor
- 106.30 * minor
- 104.17 * minor
- 102.55 * session containment**
- 101.52 * minor
- 99.35 * minor
- 98.40 * minor
- 97.40 *** weekly containment**
- 95.00 *** weekly containment**



O= 112.90
 H= 118.34
 L= 110.88
 L= 117.11
 Δ= +13.38

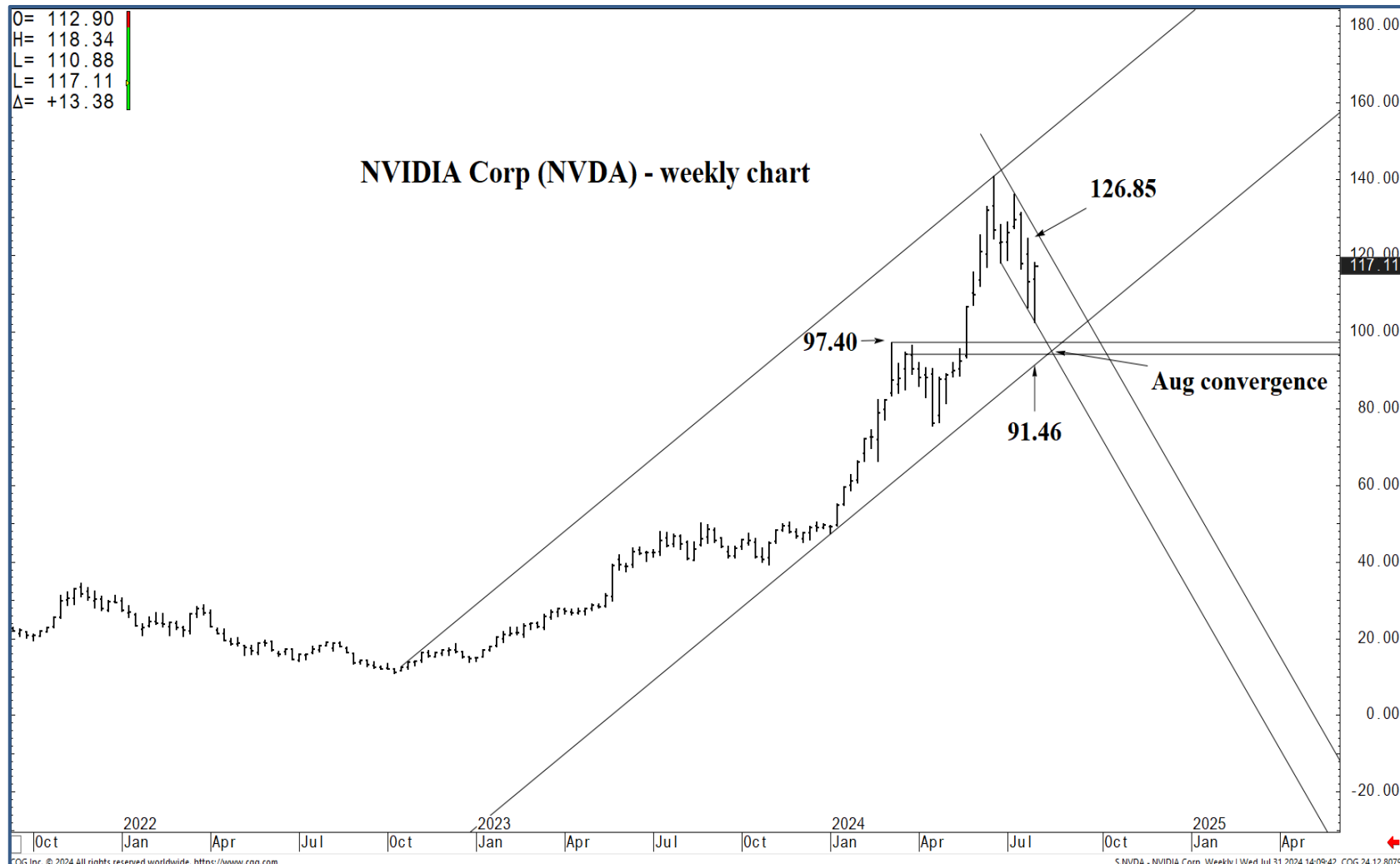
NVIDIA (NVDA) - weekly bar chart



Support and Resistance

- 127.04 *** weekly containment**
- 126.85 *** weekly containment**
- 126.16 * minor
- 124.69 * minor
- 123.31 * session containment**
- 121.65 * minor
- 120.37 * minor
- 118.96 * intra-day containment
- 117.35 * minor
- 116.03 * minor
- 113.38 *** weekly containment UP**
- 112.53 *** weekly containment DP**
- 112.01 * minor
- 110.59 * minor
- 109.15 * session containment**
- 108.84 * minor
- 106.30 * minor
- 104.17 * minor
- 102.55 * session containment**
- 101.52 * minor
- 99.35 * minor
- 98.40 * minor
- 97.40 *** weekly containment**
- 95.00 *** weekly containment**





O= 112.90
 H= 118.34
 L= 110.88
 L= 117.11
 Δ= +13.38

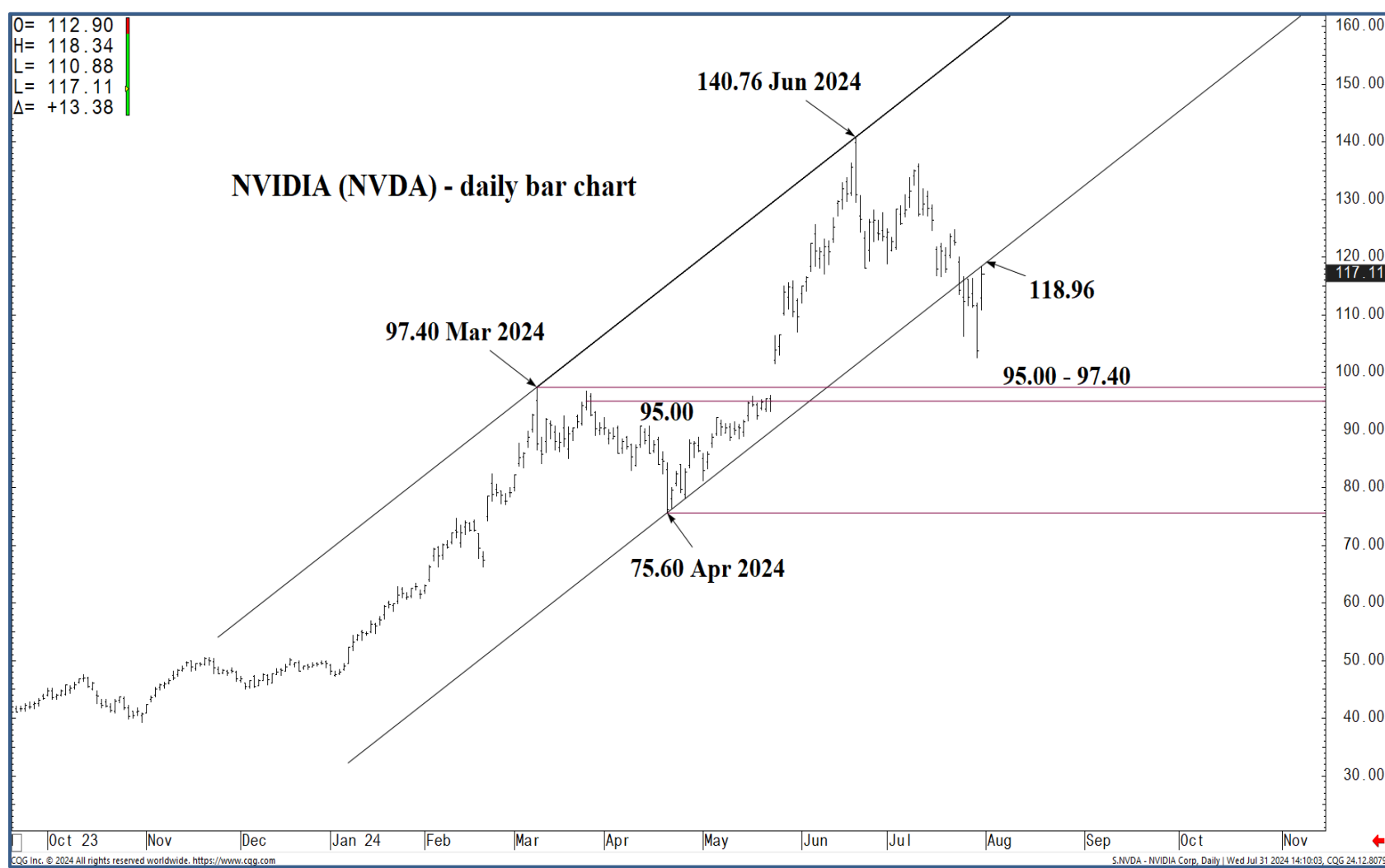
Support and Resistance

127.04 ***	weekly containment
126.85 ***	weekly containment
126.16 *	minor
124.69 *	minor
123.31 *	session containment
121.65 *	minor
120.37 *	minor
118.96 *	intra-day containment
117.35 *	minor
116.03 *	minor
113.38 ***	weekly containment UP
112.53 ***	weekly containment DP
112.01 *	minor
110.59 *	minor
109.15 *	session containment
108.84 *	minor
106.30 *	minor
104.17 *	minor
102.55 *	session containment
101.52 *	minor
99.35 *	minor
98.40 *	minor
97.40 ***	weekly containment
95.00 ***	weekly containment



O= 112.90
 H= 118.34
 L= 110.88
 Δ= +13.38

NVIDIA (NVDA) - daily bar chart



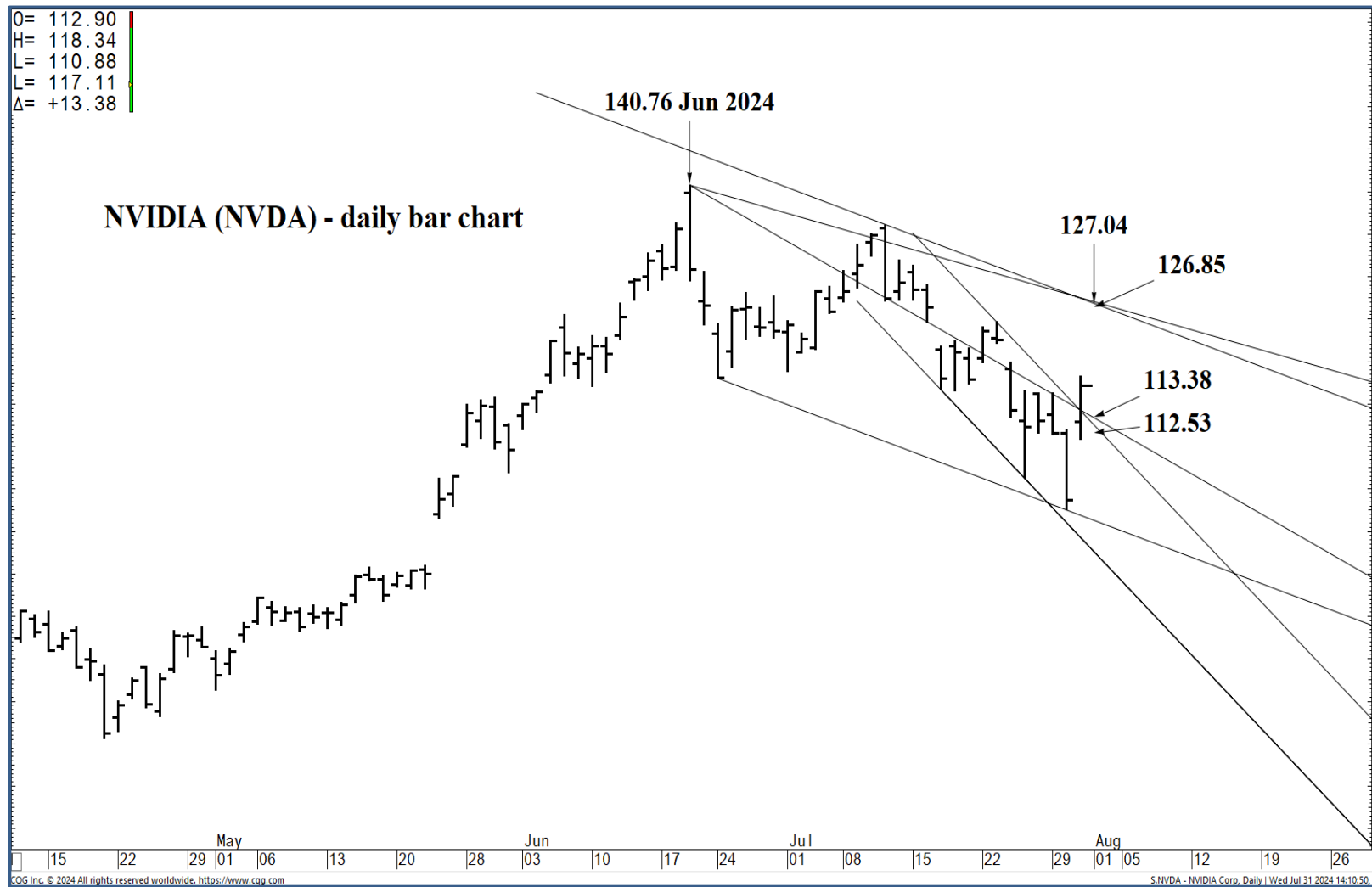
Support and Resistance

- 127.04 *** weekly containment**
- 126.85 *** weekly containment**
- 126.16 * minor
- 124.69 * minor
- 123.31 * session containment**
- 121.65 * minor
- 120.37 * minor
- 118.96 * intra-day containment
- 117.35 * minor
- 116.03 * minor
- 113.38 *** weekly containment UP**
- 112.53 *** weekly containment DP**
- 112.01 * minor
- 110.59 * minor
- 109.15 * session containment**
- 108.84 * minor
- 106.30 * minor
- 104.17 * minor
- 102.55 * session containment**
- 101.52 * minor
- 99.35 * minor
- 98.40 * minor
- 97.40 *** weekly containment**
- 95.00 *** weekly containment**



O= 112.90
 H= 118.34
 L= 110.88
 C= 117.11
 Δ= +13.38

NVIDIA (NVDA) - daily bar chart



Support and Resistance

- 127.04** *** weekly containment
- 126.85** *** weekly containment
- 126.16 * minor
- 124.69 * minor
- 123.31** * session containment
- 121.65 * minor
- 120.37 * minor
- 118.96 * intra-day containment
- 117.35 * minor
- 116.03 * minor
- 113.38** *** weekly containment UP
- 112.53** *** weekly containment DP
- 112.01 * minor
- 110.59 * minor
- 109.15** * session containment
- 108.84 * minor
- 106.30 * minor
- 104.17 * minor
- 102.55** * session containment
- 101.52 * minor
- 99.35 * minor
- 98.40 * minor
- 97.40** *** weekly containment
- 95.00** *** weekly containment

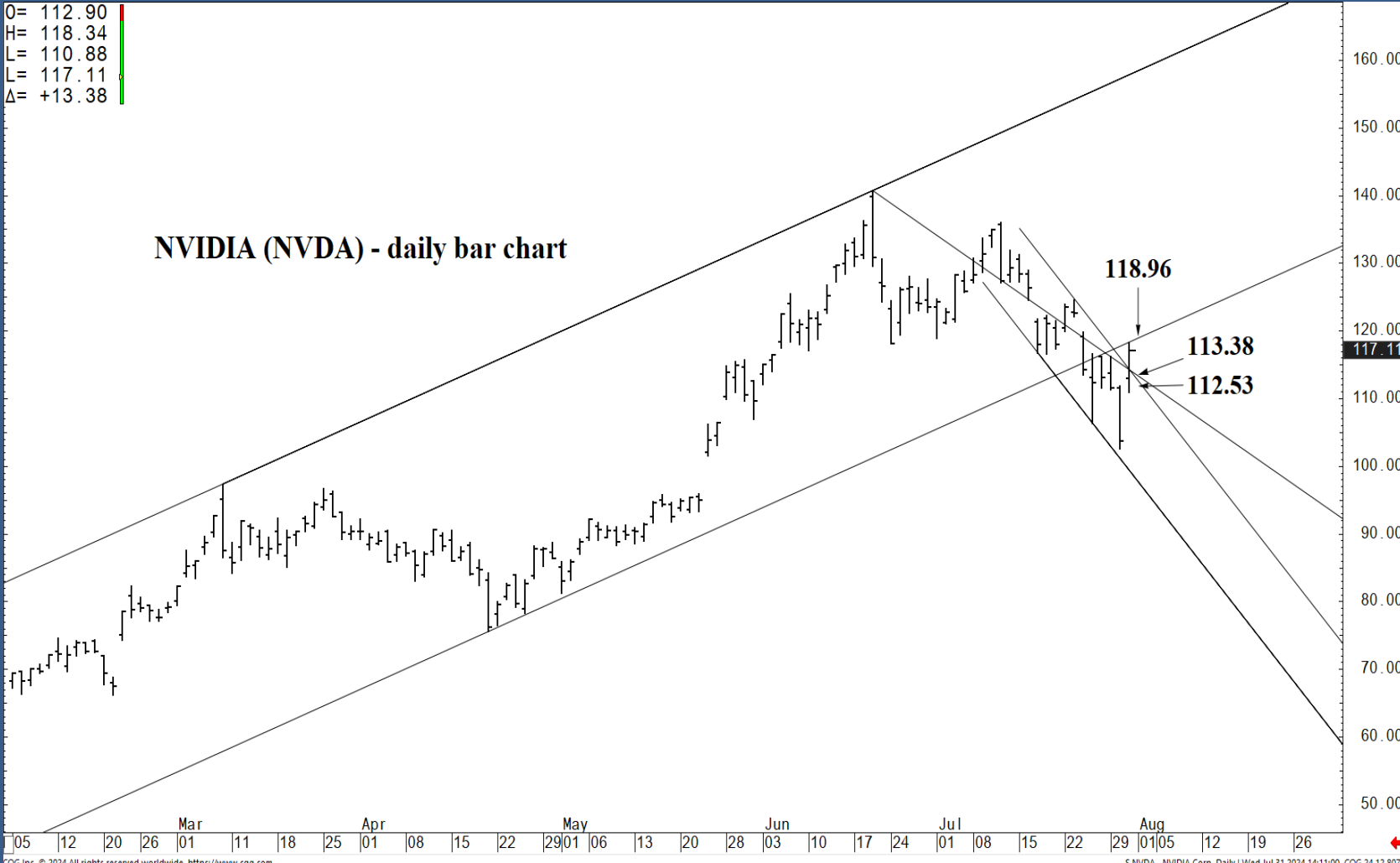


O= 112.90
 H= 118.34
 L= 110.88
 L= 117.11
 Δ= +13.38

Support and Resistance

- 127.04 *** weekly containment**
- 126.85 *** weekly containment**
- 126.16 * minor
- 124.69 * minor
- 123.31 * session containment**
- 121.65 * minor
- 120.37 * minor
- 118.96 * intra-day containment
- 117.35 * minor
- 116.03 * minor
- 113.38 *** weekly containment UP**
- 112.53 *** weekly containment DP**
- 112.01 * minor
- 110.59 * minor
- 109.15 * session containment**
- 108.84 * minor
- 106.30 * minor
- 104.17 * minor
- 102.55 * session containment**
- 101.52 * minor
- 99.35 * minor
- 98.40 * minor
- 97.40 *** weekly containment**
- 95.00 *** weekly containment**

NVIDIA (NVDA) - daily bar chart

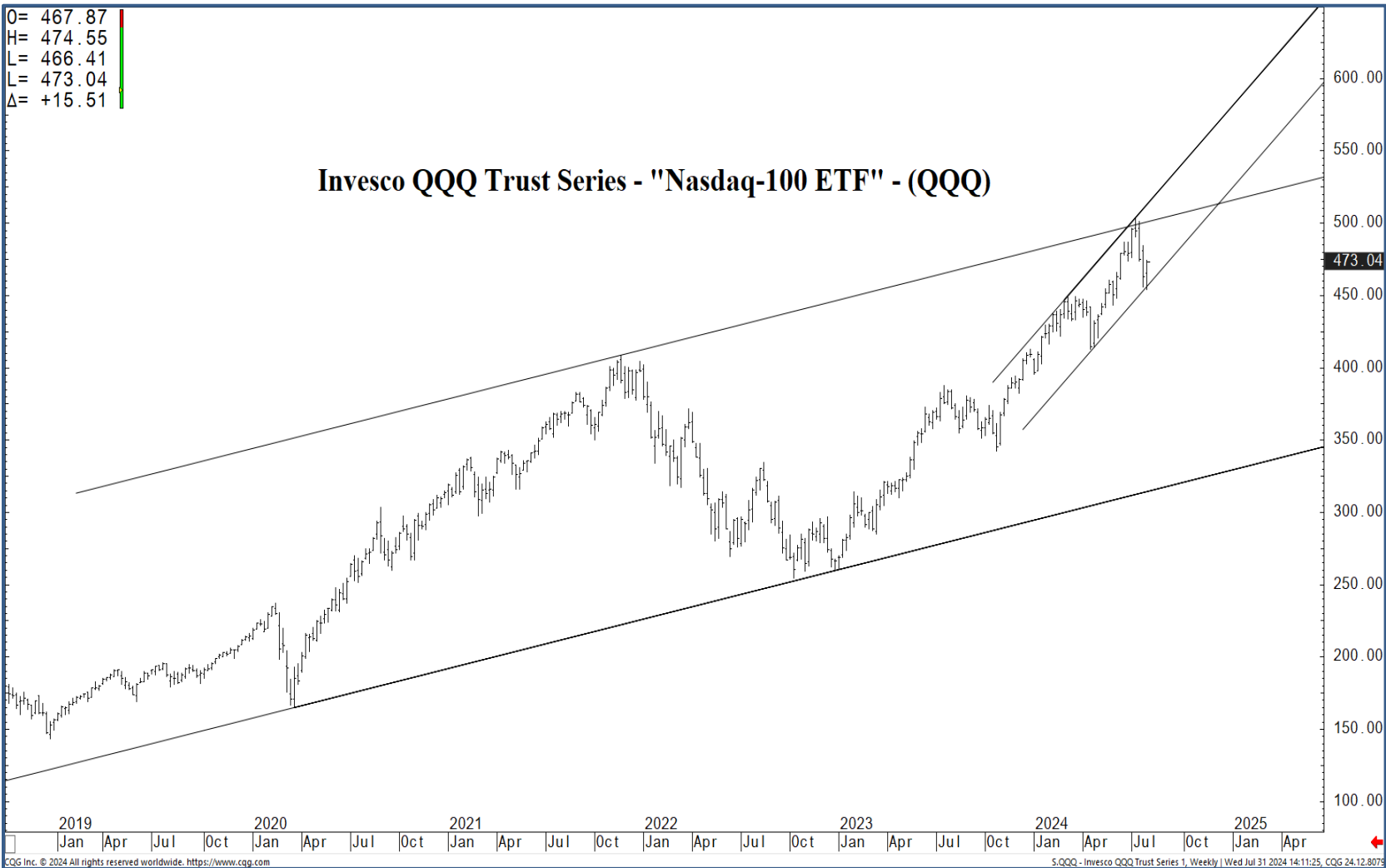


COG Inc. © 2024 All rights reserved worldwide. <https://www.cqg.com> S.NVDA - NVIDIA Corp, Daily | Wed Jul 31 2024 14:11:00, COG 24-12.8073



O= 467.87
H= 474.55
L= 466.41
L= 473.04
Δ= +15.51

Invesco QQQ Trust Series - "Nasdaq-100 ETF" - (QQQ)



CGG Inc. © 2024 All rights reserved worldwide. <https://www.cgg.com>

S:QQQ - Invesco QQQ Trust Series 1, Weekly | Wed Jul 31 2024 14:11:25, CGG 24.12.8079

Support and Resistance

- 127.04 *** weekly containment**
- 126.85 *** weekly containment**
- 126.16 * minor
- 124.69 * minor
- 123.31 * session containment**
- 473.04
- 121.65 * minor
- 120.37 * minor
- 118.96 * intra-day containment
- 117.35 * minor
- 116.03 * minor
- 113.38 *** weekly containment UP**
- 112.53 *** weekly containment DP**
- 112.01 * minor
- 110.59 * minor
- 109.15 * session containment**
- 108.84 * minor
- 106.30 * minor
- 104.17 * minor
- 102.55 * session containment**
- 101.52 * minor
- 99.35 * minor
- 98.40 * minor
- 97.40 *** weekly containment**
- 95.00 *** weekly containment**



WICKED STOCKS

O= 467.87
 H= 474.55
 L= 466.41
 C= 472.58
 Δ= +15.05

QQQ daily chart



520.00
 500.00
 480.00
 472.58
 460.00
 440.00
 420.00
 400.00
 380.00
 360.00
 340.00

Support and Resistance

- 127.04 *** weekly containment**
- 126.85 *** weekly containment**

- 126.16 * minor
- 124.69 * minor

- 123.31 * session containment**

- 121.65 * minor
- 120.37 * minor
- 118.96 * intra-day containment
- 117.35 * minor
- 116.03 * minor

- 113.38 *** weekly containment UP**
- 112.53 *** weekly containment DP**

- 112.01 * minor
- 110.59 * minor

- 109.15 * session containment**

- 108.84 * minor
- 106.30 * minor
- 104.17 * minor

- 102.55 * session containment**

- 101.52 * minor
- 99.35 * minor
- 98.40 * minor

- 97.40 *** weekly containment**
- 95.00 *** weekly containment**

Nov 23 | Dec | Jan 24 | Feb | Mar | Apr | May | Jun | Jul | Aug | Sep

© 2024 All rights reserved worldwide. <https://www.cqg.com> S:QQQ - Invesco QQQ Trust Series 1, Daily | Wed Jul 31 2024 14:12:08, CQG 24-12-8078

