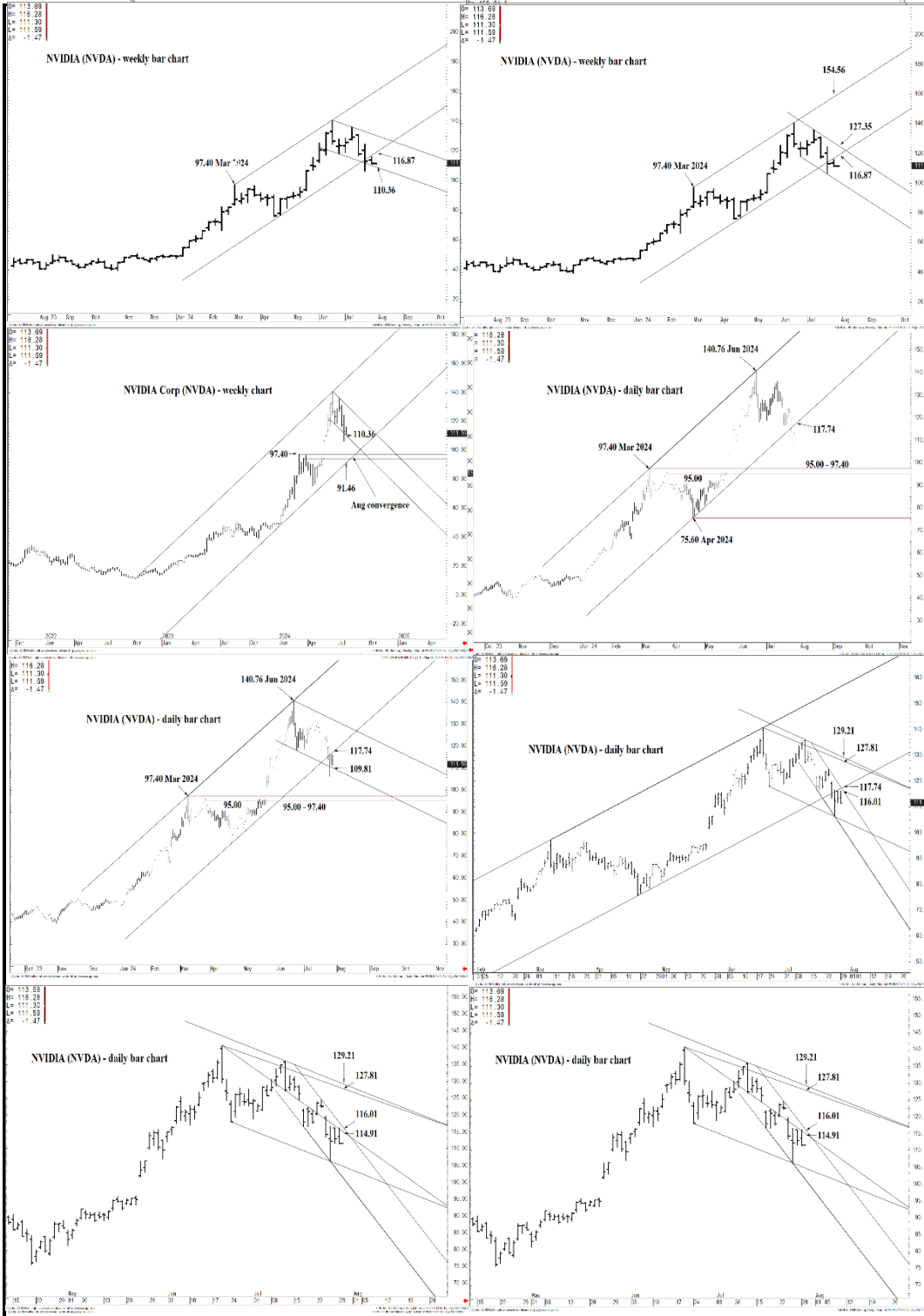




WICKED STOCKS

DIRECTIONAL CLARITY FOR THE ACTIVE INVESTOR

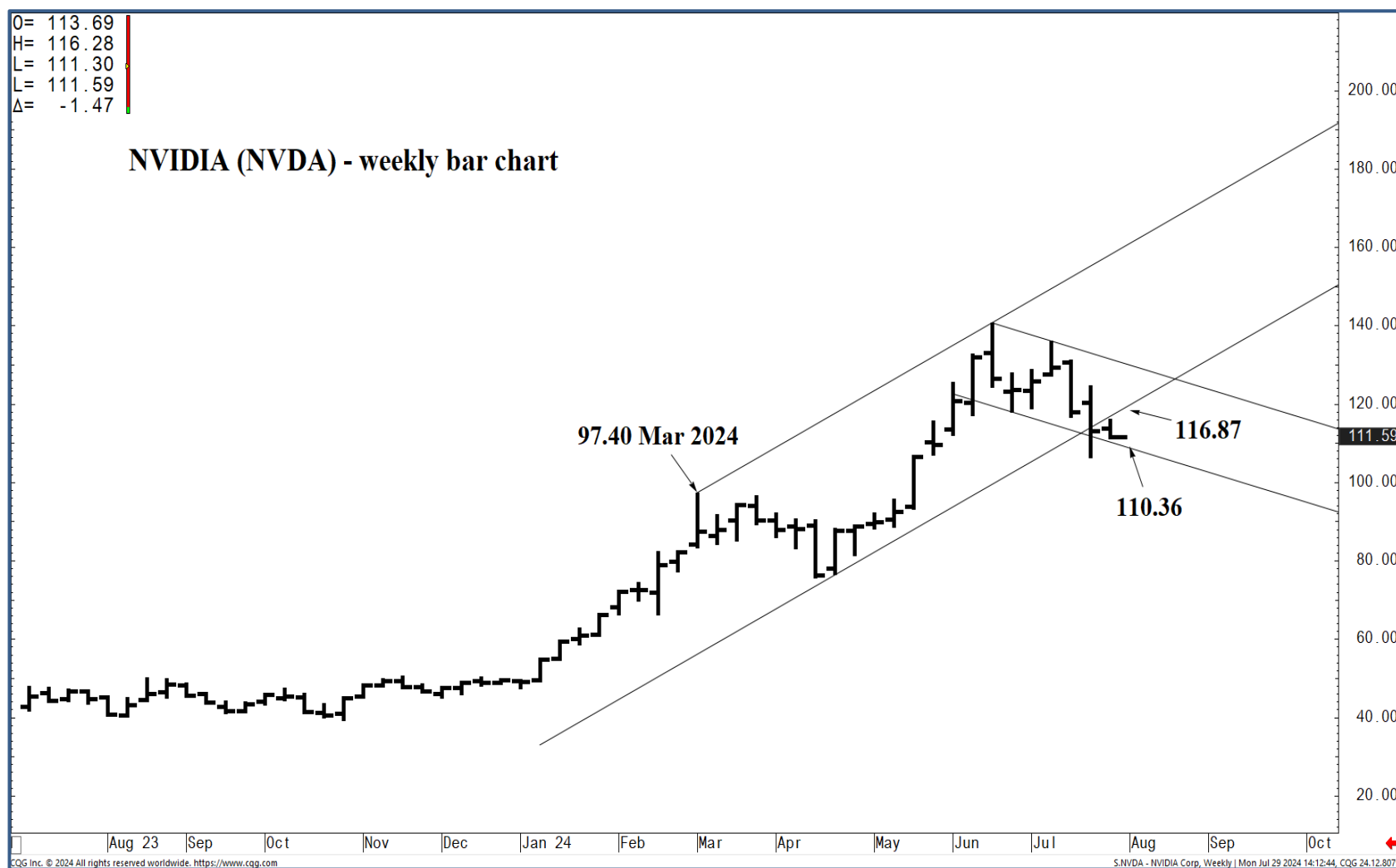


Support and Resistance

- 129.21** *** weekly containment
- 127.81** *** weekly containment
- 127.35 * minor
- 126.36 * minor
- 124.69 * minor
- 123.53** * session containment
- 122.10 * minor
- 120.37 * minor
- 118.34 * minor
- 117.74 * minor
- 116.01** * session containment UP
- 114.91** * session containment
- 112.01 * minor
- 110.59 * minor
- 109.81** **** multi-wk contain DP
- 108.84 * minor
- 106.30 * minor
- 105.26 * intra-day containment
- 103.79 * minor
- 102.42** * session containment
- 101.39 * minor
- 99.56 * minor
- 97.40** *** weekly containment
- 95.00** *** weekly containment

O= 113.69
 H= 116.28
 L= 111.30
 L= 111.59
 Δ= -1.47

NVIDIA (NVDA) - weekly bar chart



Support and Resistance

- 129.21 *** weekly containment**
- 127.81 *** weekly containment**
- 127.35 * minor
- 126.36 * minor
- 124.69 * minor
- 123.53 * session containment**
- 122.10 * minor
- 120.37 * minor
- 118.34 * minor
- 117.74 * minor
- 116.01 * session containment UP**
- 114.91 * session containment**
- 112.01 * minor
- 110.59 * minor
- 109.81 **** multi-wk contain DP**
- 108.84 * minor
- 106.30 * minor
- 105.26 * intra-day containment
- 103.79 * minor
- 102.42 * session containment**
- 101.39 * minor
- 99.56 * minor
- 97.40 *** weekly containment**
- 95.00 *** weekly containment**



O= 113.69
 H= 116.28
 L= 111.30
 L= 111.59
 Δ= -1.47

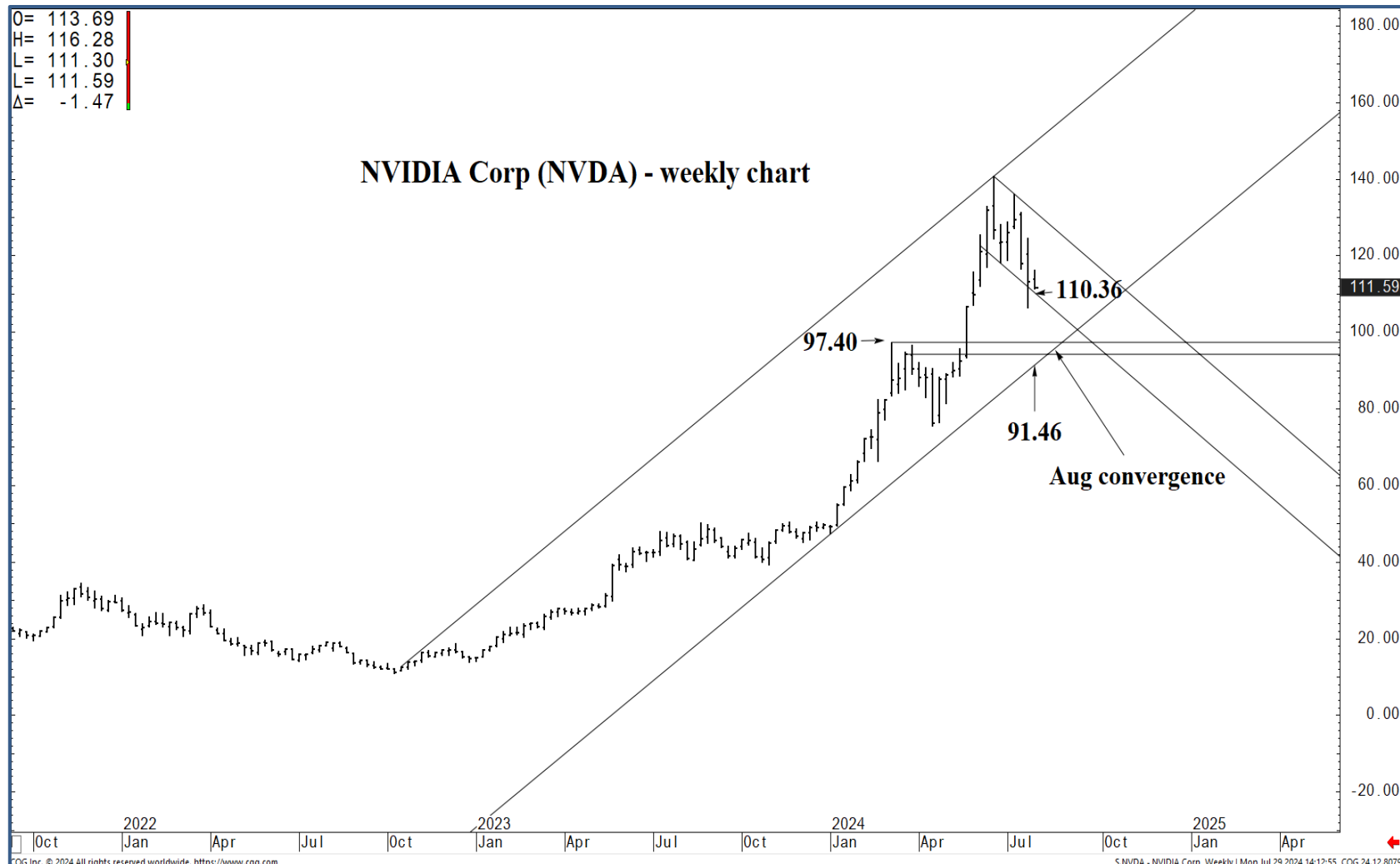
NVIDIA (NVDA) - weekly bar chart



Support and Resistance

- 129.21 *** weekly containment**
- 127.81 *** weekly containment**
- 127.35 * minor
- 126.36 * minor
- 124.69 * minor
- 123.53 * session containment**
- 122.10 * minor
- 120.37 * minor
- 118.34 * minor
- 117.74 * minor
- 116.01 * session containment UP**
- 114.91 * session containment**
- 112.01 * minor
- 110.59 * minor
- 109.81 **** multi-wk contain DP**
- 108.84 * minor
- 106.30 * minor
- 105.26 * intra-day containment
- 103.79 * minor
- 102.42 * session containment**
- 101.39 * minor
- 99.56 * minor
- 97.40 *** weekly containment**
- 95.00 *** weekly containment**





NVIDIA Corp (NVDA) - weekly chart

O= 113.69
 H= 116.28
 L= 111.30
 L= 111.59
 Δ= -1.47

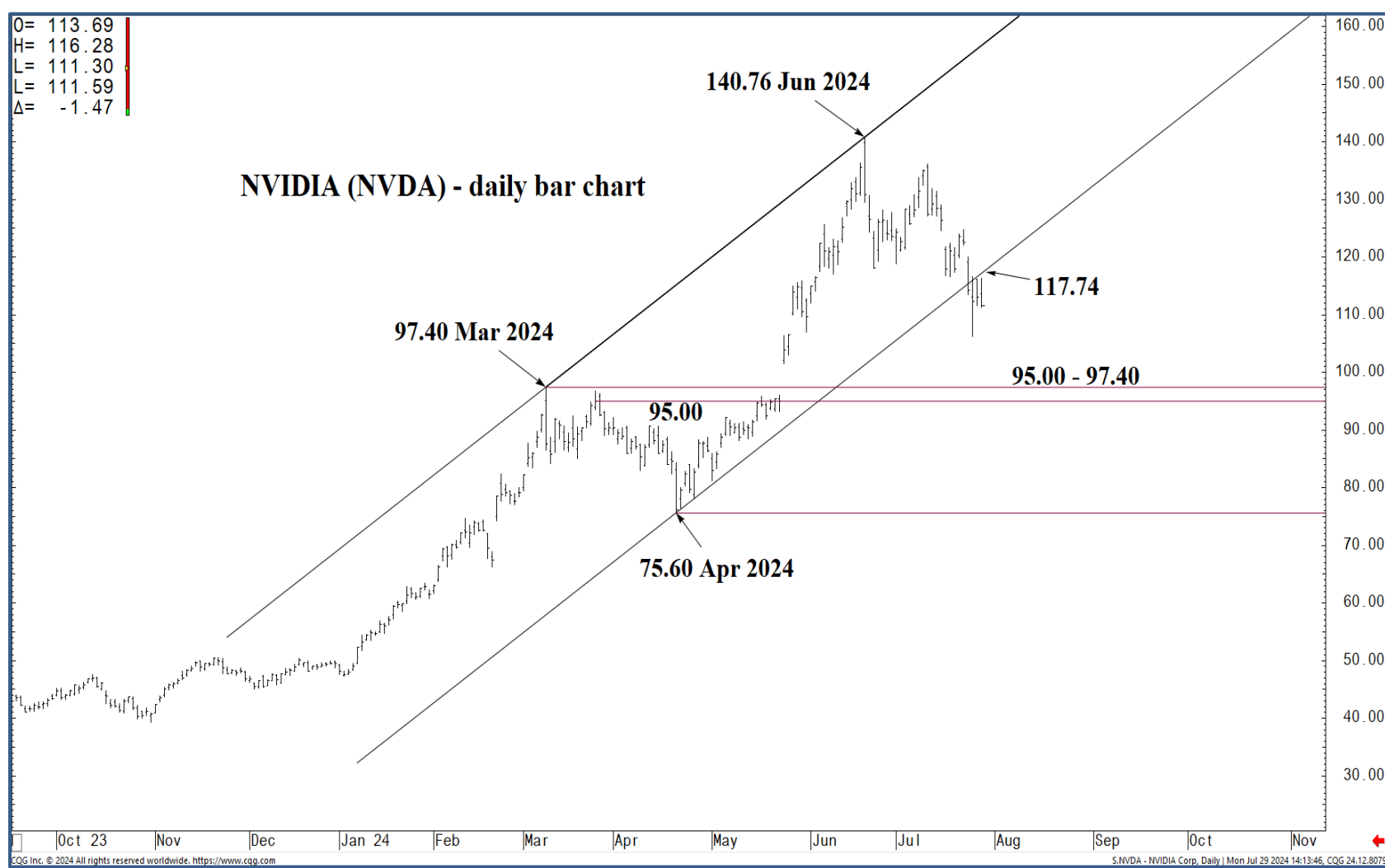
Support and Resistance

- 129.21 *** weekly containment**
- 127.81 *** weekly containment**
- 127.35 * minor
- 126.36 * minor
- 124.69 * minor
- 123.53 * session containment**
- 122.10 * minor
- 120.37 * minor
- 118.34 * minor
- 117.74 * minor
- 116.01 * session containment UP**
- 114.91 * session containment**
- 112.01 * minor
- 110.59 * minor
- 109.81 **** multi-wk contain DP**
- 108.84 * minor
- 106.30 * minor
- 105.26 * intra-day containment
- 103.79 * minor
- 102.42 * session containment**
- 101.39 * minor
- 99.56 * minor
- 97.40 *** weekly containment**
- 95.00 *** weekly containment**



O= 113.69
H= 116.28
L= 111.30
L= 111.59
Δ= -1.47

NVIDIA (NVDA) - daily bar chart



Support and Resistance

- 129.21 *** weekly containment**
- 127.81 *** weekly containment**
- 127.35 * minor
- 126.36 * minor
- 124.69 * minor
- 123.53 * session containment**
- 122.10 * minor
- 120.37 * minor
- 118.34 * minor
- 117.74 * minor
- 116.01 * session containment UP**
- 114.91 * session containment**
- 112.01 * minor
- 110.59 * minor
- 109.81 **** multi-wk contain DP**
- 108.84 * minor
- 106.30 * minor
- 105.26 * intra-day containment
- 103.79 * minor
- 102.42 * session containment**
- 101.39 * minor
- 99.56 * minor
- 97.40 *** weekly containment**
- 95.00 *** weekly containment**



O= 113.69
 H= 116.28
 L= 111.30
 L= 111.59
 Δ= -1.47

NVIDIA (NVDA) - daily bar chart



Oct 23 | Nov | Dec | Jan 24 | Feb | Mar | Apr | May | Jun | Jul | Aug | Sep | Oct | Nov

CGG Inc. © 2024 All rights reserved worldwide. <https://www.cgg.com>

S.NVDA - NVIDIA Corp, Daily | Mon Jul 29 2024 14:13:16, CGG 24.12.8079

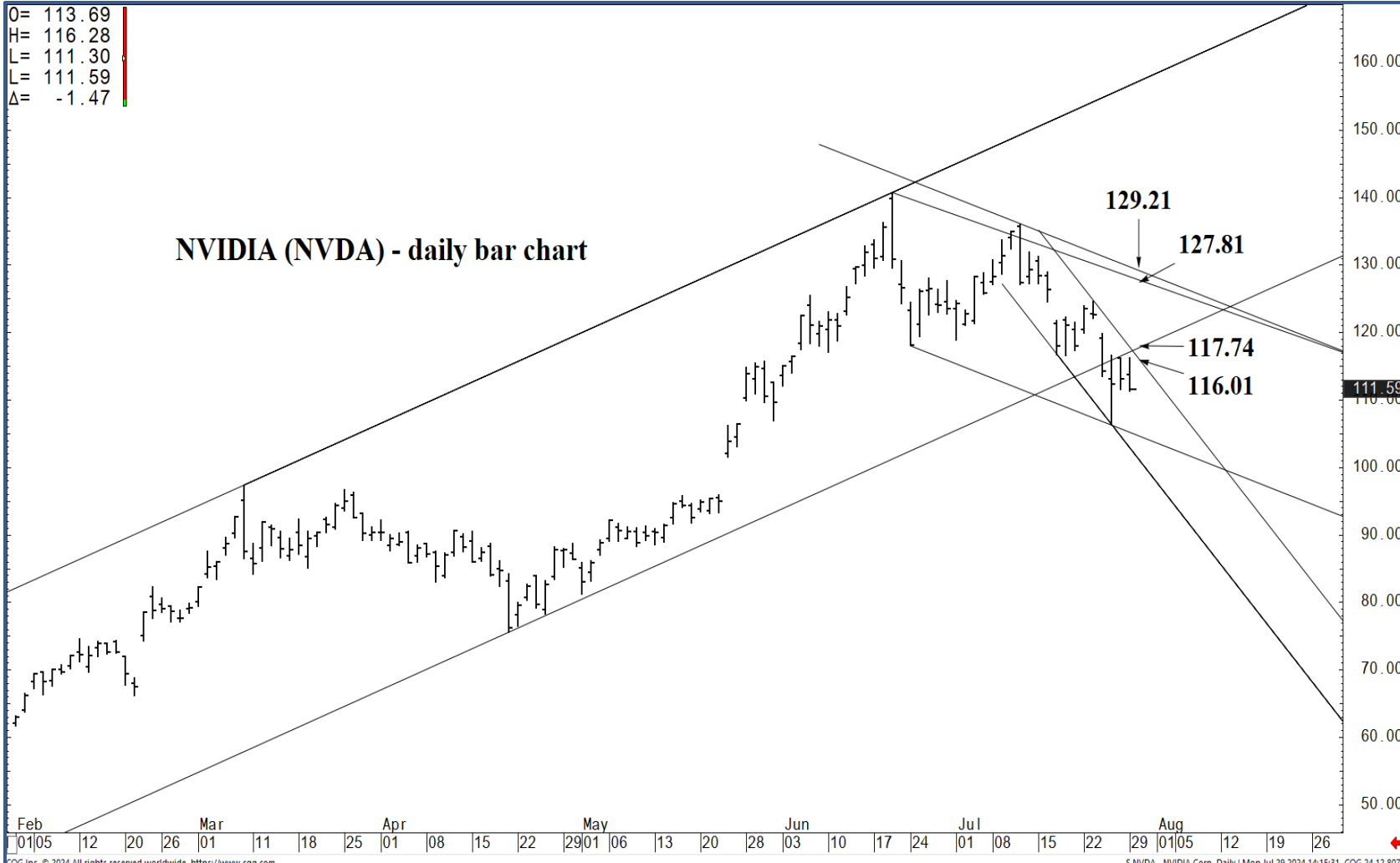
Support and Resistance

- 129.21** *** weekly containment
- 127.81** *** weekly containment
- 127.35 * minor
- 126.36 * minor
- 124.69 * minor
- 123.53** * session containment
- 122.10 * minor
- 120.37 * minor
- 118.34 * minor
- 117.74 * minor
- 116.01** * session containment UP
- 114.91** * session containment
- 112.01 * minor
- 110.59 * minor
- 109.81** **** multi-wk contain DP
- 108.84 * minor
- 106.30 * minor
- 105.26 * intra-day containment
- 103.79 * minor
- 102.42** * session containment
- 101.39 * minor
- 99.56 * minor
- 97.40** *** weekly containment
- 95.00** *** weekly containment



O= 113.69
H= 116.28
L= 111.30
L= 111.59
Δ= -1.47

NVIDIA (NVDA) - daily bar chart



Support and Resistance

- 129.21** *** weekly containment
- 127.81** *** weekly containment
- 127.35 * minor
- 126.36 * minor
- 124.69 * minor
- 123.53** * session containment
- 122.10 * minor
- 120.37 * minor
- 118.34 * minor
- 117.74 * minor
- 116.01** * session containment UP
- 114.91** * session containment
- 112.01 * minor
- 110.59 * minor
- 109.81** **** multi-wk contain DP
- 108.84 * minor
- 106.30 * minor
- 105.26 * intra-day containment
- 103.79 * minor
- 102.42** * session containment
- 101.39 * minor
- 99.56 * minor
- 97.40** *** weekly containment
- 95.00** *** weekly containment
- 95.00** **** multi-week contain

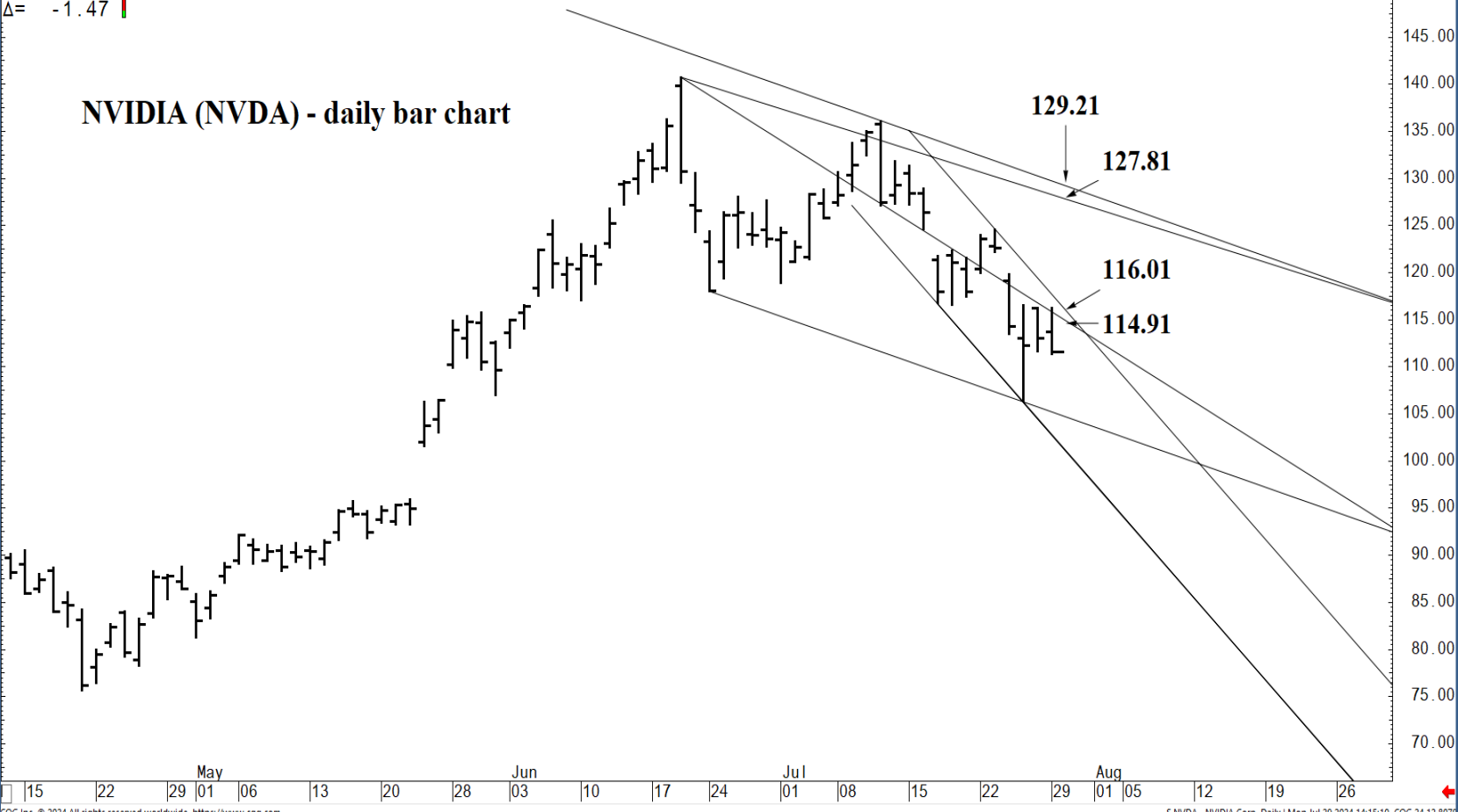
COG Inc. © 2024 All rights reserved worldwide. <https://www.cqg.com>

S:NVDA - NVIDIA Corp, Daily | Mon Jul 29 2024 14:15:31, COG 24-12.8073



O= 113.69
 H= 116.28
 L= 111.30
 L= 111.59
 Δ= -1.47

NVIDIA (NVDA) - daily bar chart



Support and Resistance

- 129.21 *** weekly containment**
- 127.81 *** weekly containment**
- 127.35 * minor
- 126.36 * minor
- 124.69 * minor
- 123.53 * session containment**
- 122.10 * minor
- 120.37 * minor
- 118.34 * minor
- 117.74 * minor
- 116.01 * session containment UP**
- 114.91 * session containment**
- 112.01 * minor
- 110.59 * minor
- 109.81 **** multi-wk contain DP**
- 108.84 * minor
- 106.30 * minor
- 105.26 * intra-day containment
- 103.79 * minor
- 102.42 * session containment**
- 101.39 * minor
- 99.56 * minor
- 97.40 *** weekly containment**
- 95.00 *** weekly containment**

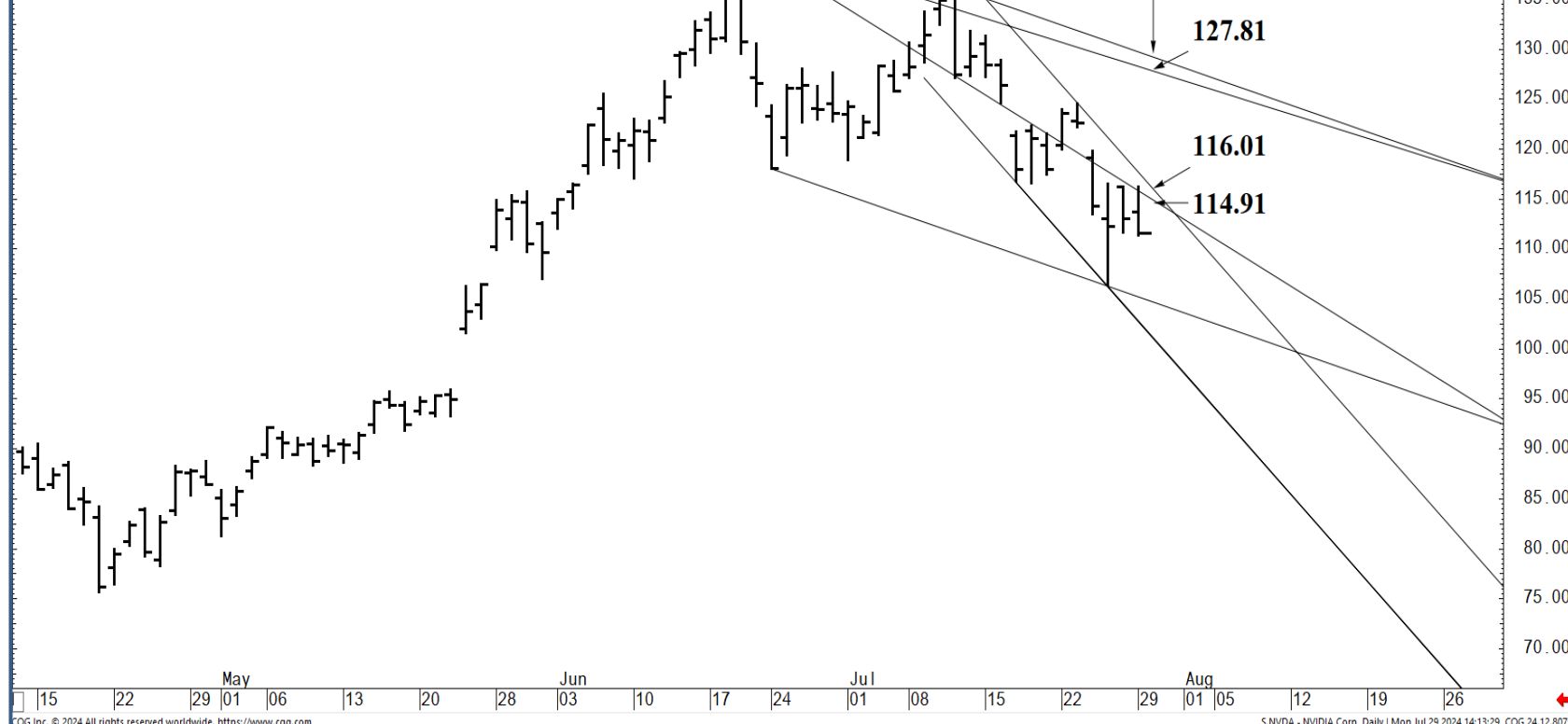
CGG Inc. © 2024 All rights reserved worldwide. <https://www.cgg.com>

S.NVDA - NVIDIA Corp, Daily | Mon Jul 29 2024 14:15:10, CQG 24.12.8079



O= 113.69
 H= 116.28
 L= 111.30
 C= 111.59
 Δ= -1.47

NVIDIA (NVDA) - daily bar chart



- #### Support and Resistance
- 129.21 *** weekly containment**
 - 127.81 *** weekly containment**
 - 127.35 * minor
 - 126.36 * minor
 - 124.69 * minor
 - 123.53 * session containment**
 - 122.10 * minor
 - 120.37 * minor
 - 118.34 * minor
 - 117.74 * minor
 - 116.01 * session containment UP**
 - 114.91 * session containment**
 - 112.01 * minor
 - 110.59 * minor
 - 109.81 **** multi-wk contain DP**
 - 108.84 * minor
 - 106.30 * minor
 - 105.26 * intra-day containment
 - 103.79 * minor
 - 102.42 * session containment**
 - 101.39 * minor
 - 99.56 * minor
 - 97.40 *** weekly containment**
 - 95.00 *** weekly containment**

