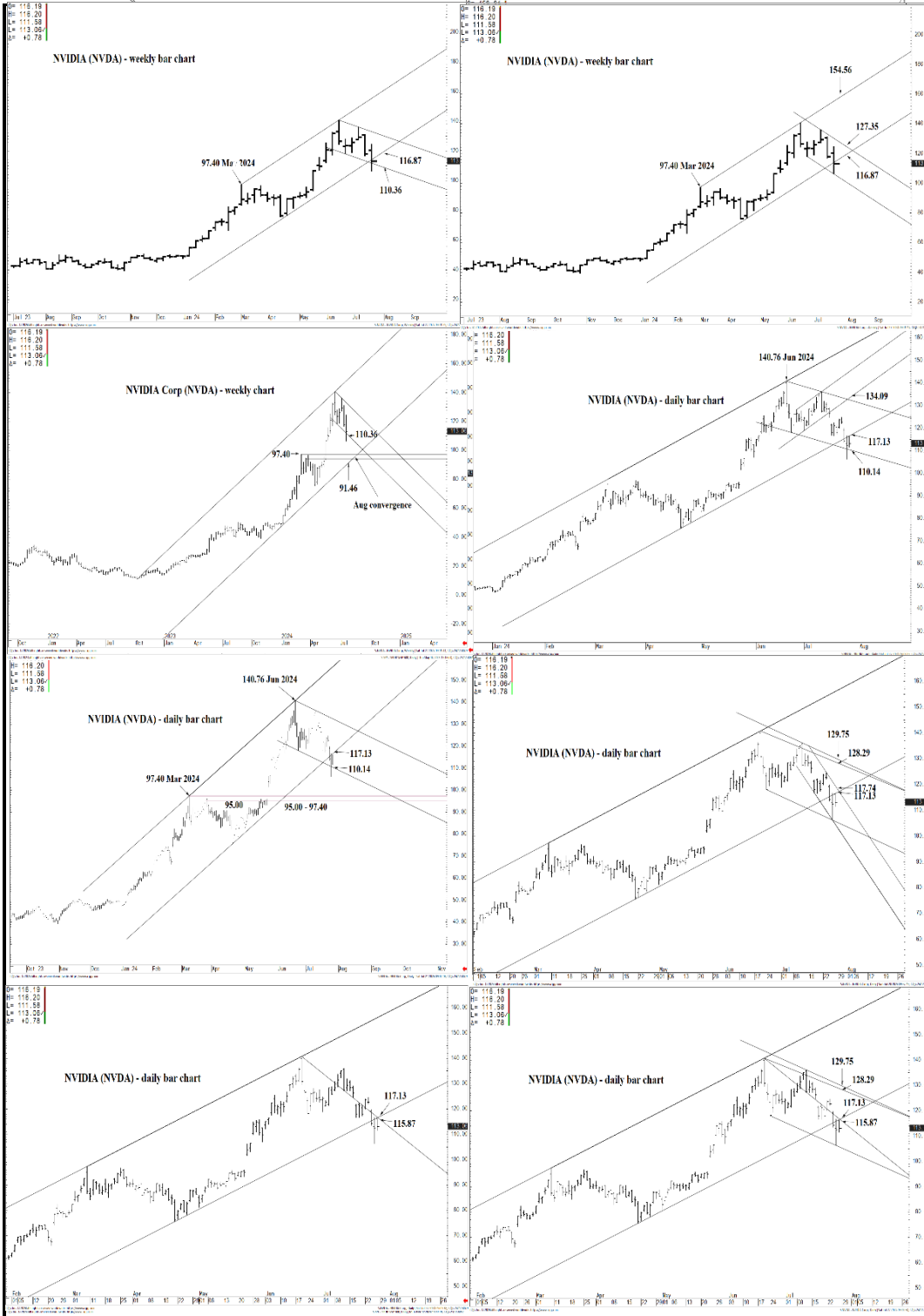




WICKED STOCKS

DIRECTIONAL CLARITY FOR THE ACTIVE INVESTOR



Support and Resistance

129.75 * weekly containment**
128.29 * weekly containment**

127.35 * minor
 126.36 * minor
 124.69 * minor

123.53 * session containment

122.10 * minor
 120.37 * minor
 118.34 * minor

117.74 * session containment UP
117.13 * session containment

115.87 * minor
 114.54 * minor
 112.01 * minor

110.14 ** multi-wk contain DP**

108.84 * minor
 106.30 * minor
 105.26 * intra-day containment
 103.79 * minor

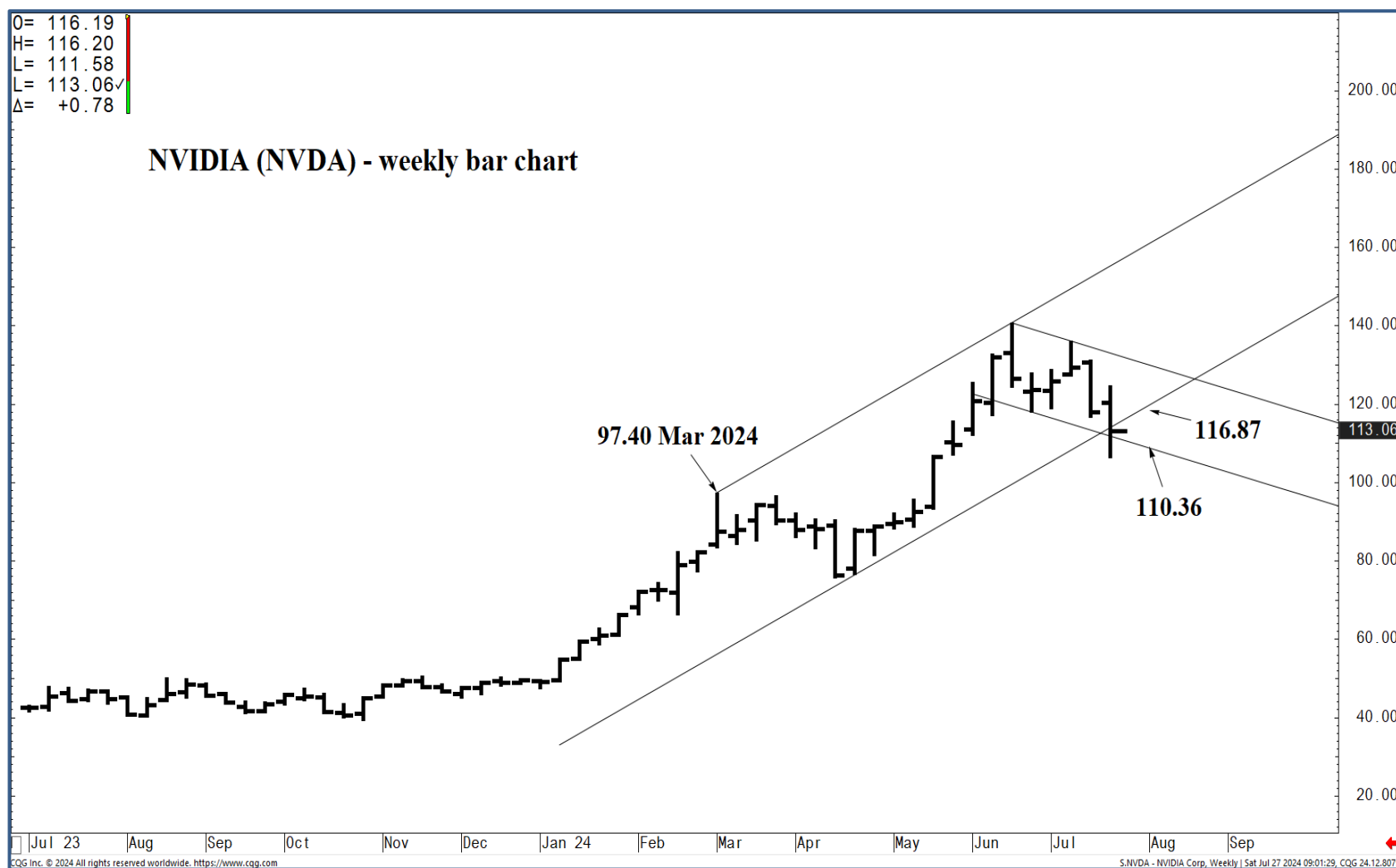
102.42 * session containment

101.39 * minor
 99.56 * minor

97.40 * weekly containment**
95.00 * weekly containment**

O= 116.19
 H= 116.20
 L= 111.58
 L= 113.06✓
 Δ= +0.78

NVIDIA (NVDA) - weekly bar chart



Support and Resistance

- 129.75 *** weekly containment**
- 128.29 *** weekly containment**

- 127.35 * minor
- 126.36 * minor
- 124.69 * minor

- 123.53 * session containment**

- 122.10 * minor
- 120.37 * minor
- 118.34 * minor

- 117.74 * session containment UP**
- 117.13 * session containment**

- 115.87 * minor
- 114.54 * minor
- 112.01 * minor

- 110.14 **** multi-wk contain DP**

- 108.84 * minor
- 106.30 * minor
- 105.26 * intra-day containment
- 103.79 * minor

- 102.42 * session containment**

- 101.39 * minor
- 99.56 * minor

- 97.40 *** weekly containment**
- 95.00 *** weekly containment**

Jul 23 | Aug | Sep | Oct | Nov | Dec | Jan 24 | Feb | Mar | Apr | May | Jun | Jul | Aug | Sep

COG Inc. © 2024 All rights reserved worldwide. <https://www.cog.com> S.NVDA - NVIDIA Corp, Weekly | Sat Jul 27 2024 09:01:29, COG 24-12-8073



O= 116.19
 H= 116.20
 L= 111.58
 L= 113.06✓
 Δ= +0.78

NVIDIA (NVDA) - weekly bar chart



Support and Resistance

- 129.75** *** weekly containment
- 128.29** *** weekly containment
- 127.35 * minor
- 126.36 * minor
- 124.69 * minor
- 123.53** * session containment
- 122.10 * minor
- 120.37 * minor
- 118.34 * minor
- 117.74** * session containment UP
- 117.13** * session containment
- 113.06
- 115.87 * minor
- 114.54 * minor
- 112.01 * minor
- 110.14** **** multi-wk contain DP
- 108.84 * minor
- 106.30 * minor
- 105.26 * intra-day containment
- 103.79 * minor
- 102.42** * session containment
- 101.39 * minor
- 99.56 * minor
- 97.40** *** weekly containment
- 95.00** *** weekly containment

Jul 23 | Aug | Sep | Oct | Nov | Dec | Jan 24 | Feb | Mar | Apr | May | Jun | Jul | Aug | Sep

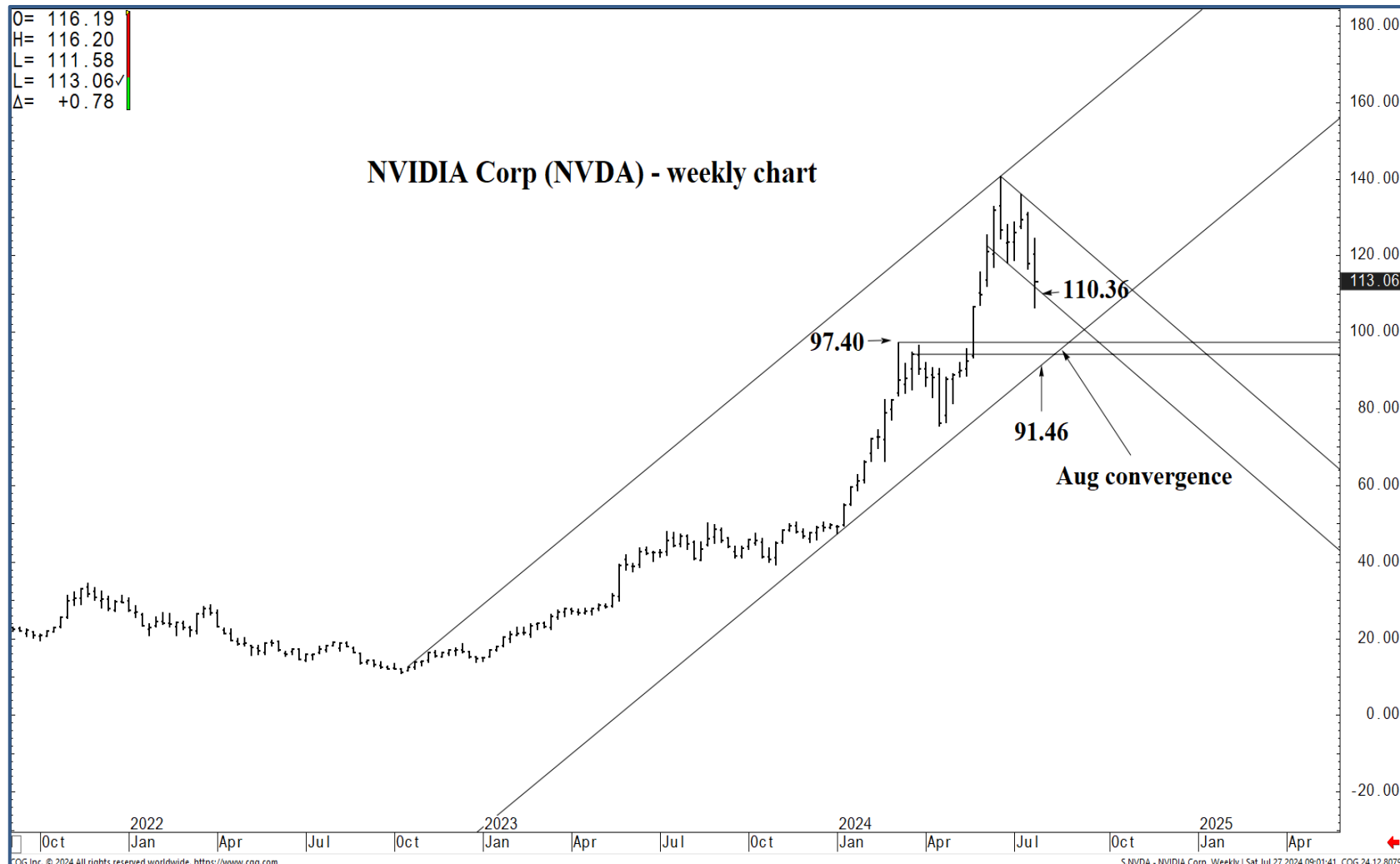
COG Inc. © 2024 All rights reserved worldwide. <https://www.cog.com>

S:NVDA - NVIDIA Corp, Weekly | Sat Jul 27 2024 09:01:14, COG 24.12.8078



O= 116.19
 H= 116.20
 L= 111.58
 L= 113.06✓
 Δ= +0.78

NVIDIA Corp (NVDA) - weekly chart



Support and Resistance

- 129.75 *** weekly containment**
- 128.29 *** weekly containment**
- 127.35 * minor
- 126.36 * minor
- 124.69 * minor
- 123.53 * session containment**
- 122.10 * minor
- 120.37 * minor
- 118.34 * minor
- 117.74 * session containment UP**
- 117.13 * session containment**
- 115.87 * minor
- 114.54 * minor
- 112.01 * minor
- 110.14 **** multi-wk contain DP**
- 108.84 * minor
- 106.30 * minor
- 105.26 * intra-day containment
- 103.79 * minor
- 102.42 * session containment**
- 101.39 * minor
- 99.56 * minor
- 97.40 *** weekly containment**
- 95.00 *** weekly containment**





O= 116.19
H= 116.20
L= 111.58
L= 113.06✓
Δ= +0.78

NVIDIA (NVDA) - daily bar chart

Support and Resistance

- 129.75 *** weekly containment**
- 128.29 *** weekly containment**

- 127.35 * minor
- 126.36 * minor
- 124.69 * minor

- 123.53 * session containment**

- 122.10 * minor
- 120.37 * minor
- 118.34 * minor

- 117.74 * session containment UP**
- 117.13 * session containment**

- 115.87 * minor
- 114.54 * minor
- 112.01 * minor

- 110.14 **** multi-wk contain DP**

- 108.84 * minor
- 106.30 * minor
- 105.26 * intra-day containment
- 103.79 * minor

- 102.42 * session containment**

- 101.39 * minor
- 99.56 * minor

- 97.40 *** weekly containment**
- 95.00 *** weekly containment**



O= 116.19
 H= 116.20
 L= 111.58
 L= 113.06✓
 Δ= +0.78

NVIDIA (NVDA) - daily bar chart



Oct 23 | Nov | Dec | Jan 24 | Feb | Mar | Apr | May | Jun | Jul | Aug | Sep | Oct | Nov

160.00
150.00
140.00
130.00
120.00
110.00
100.00
90.00
80.00
70.00
60.00
50.00
40.00
30.00

Support and Resistance

- 129.75** *** weekly containment
- 128.29** *** weekly containment
- 127.35 * minor
- 126.36 * minor
- 124.69 * minor
- 123.53** * session containment
- 122.10 * minor
- 120.37 * minor
- 118.34 * minor
- 117.74** * session containment UP
- 117.13** * session containment
- 115.87 * minor
- 114.54 * minor
- 112.01 * minor
- 110.14** **** multi-wk contain DP
- 108.84 * minor
- 106.30 * minor
- 105.26 * intra-day containment
- 103.79 * minor
- 102.42** * session containment
- 101.39 * minor
- 99.56 * minor
- 97.40** *** weekly containment
- 95.00** *** weekly containment



O= 116.19
 H= 116.20
 L= 111.58
 L= 113.06✓
 Δ= +0.78

NVIDIA (NVDA) - daily bar chart



160.00
 150.00
 140.00
 130.00
 120.00
 110.00
 113.06
 110.00
 100.00
 90.00
 80.00
 70.00
 60.00
 50.00

Support and Resistance

- 129.75 *** weekly containment**
- 128.29 *** weekly containment**
- 127.35 * minor
- 126.36 * minor
- 124.69 * minor
- 123.53 * session containment**
- 122.10 * minor
- 120.37 * minor
- 118.34 * minor
- 117.74 * session containment UP**
- 117.13 * session containment**
- 115.87 * minor
- 114.54 * minor
- 112.01 * minor
- 110.14 **** multi-wk contain DP**
- 108.84 * minor
- 106.30 * minor
- 105.26 * intra-day containment
- 103.79 * minor
- 102.42 * session containment**
- 101.39 * minor
- 99.56 * minor
- 97.40 *** weekly containment**
- 95.00 *** weekly containment**
- 95.00 **** multi-week contain**

Feb 05 12 20 26 01 11 18 25 01 08 15 22 29 01 06 13 20 28 03 10 17 24 01 08 15 22 29 01 05 12 19 26



O= 116.19
 H= 116.20
 L= 111.58
 L= 113.06✓
 Δ= +0.78

NVIDIA (NVDA) - daily bar chart



Support and Resistance

- 129.75 *** weekly containment**
- 128.29 *** weekly containment**
- 127.35 * minor
- 126.36 * minor
- 124.69 * minor
- 123.53 * session containment**
- 122.10 * minor
- 120.37 * minor
- 118.34 * minor
- 117.74 * session containment UP**
- 117.13 * session containment**
- 115.87 * minor
- 114.54 * minor
- 112.01 * minor
- 110.14 **** multi-wk contain DP**
- 108.84 * minor
- 106.30 * minor
- 105.26 * intra-day containment
- 103.79 * minor
- 102.42 * session containment**
- 101.39 * minor
- 99.56 * minor
- 97.40 *** weekly containment**
- 95.00 *** weekly containment**

CGG Inc. © 2024 All rights reserved worldwide. <https://www.cgg.com>

S.NVDA - NVIDIA Corp, Daily | Sat Jul 27 2024 09:02:38, CGG 24.12.8079



O= 116.19
 H= 116.20
 L= 111.58
 L= 113.06✓
 Δ= +0.78

NVIDIA (NVDA) - daily bar chart

160.00
 150.00
 140.00
 130.00
 120.00
 110.00
 113.06
 110.00
 90.00
 80.00
 70.00
 60.00
 50.00

Support and Resistance

- 129.75 *** weekly containment**
- 128.29 *** weekly containment**
- 127.35 * minor
- 126.36 * minor
- 124.69 * minor
- 123.53 * session containment**
- 122.10 * minor
- 120.37 * minor
- 118.34 * minor
- 117.74 * session containment UP**
- 117.13 * session containment**
- 115.87 * minor
- 114.54 * minor
- 112.01 * minor
- 110.14 **** multi-wk contain DP**
- 108.84 * minor
- 106.30 * minor
- 105.26 * intra-day containment
- 103.79 * minor
- 102.42 * session containment**
- 101.39 * minor
- 99.56 * minor
- 97.40 *** weekly containment**
- 95.00 *** weekly containment**

129.75
 128.29
 117.13
 115.87

Feb 01 05 12 20 26 01 11 18 25 01 08 15 22 29 01 06 13 20 28 03 10 17 24 01 08 15 22 29 01 05 12 19 26

