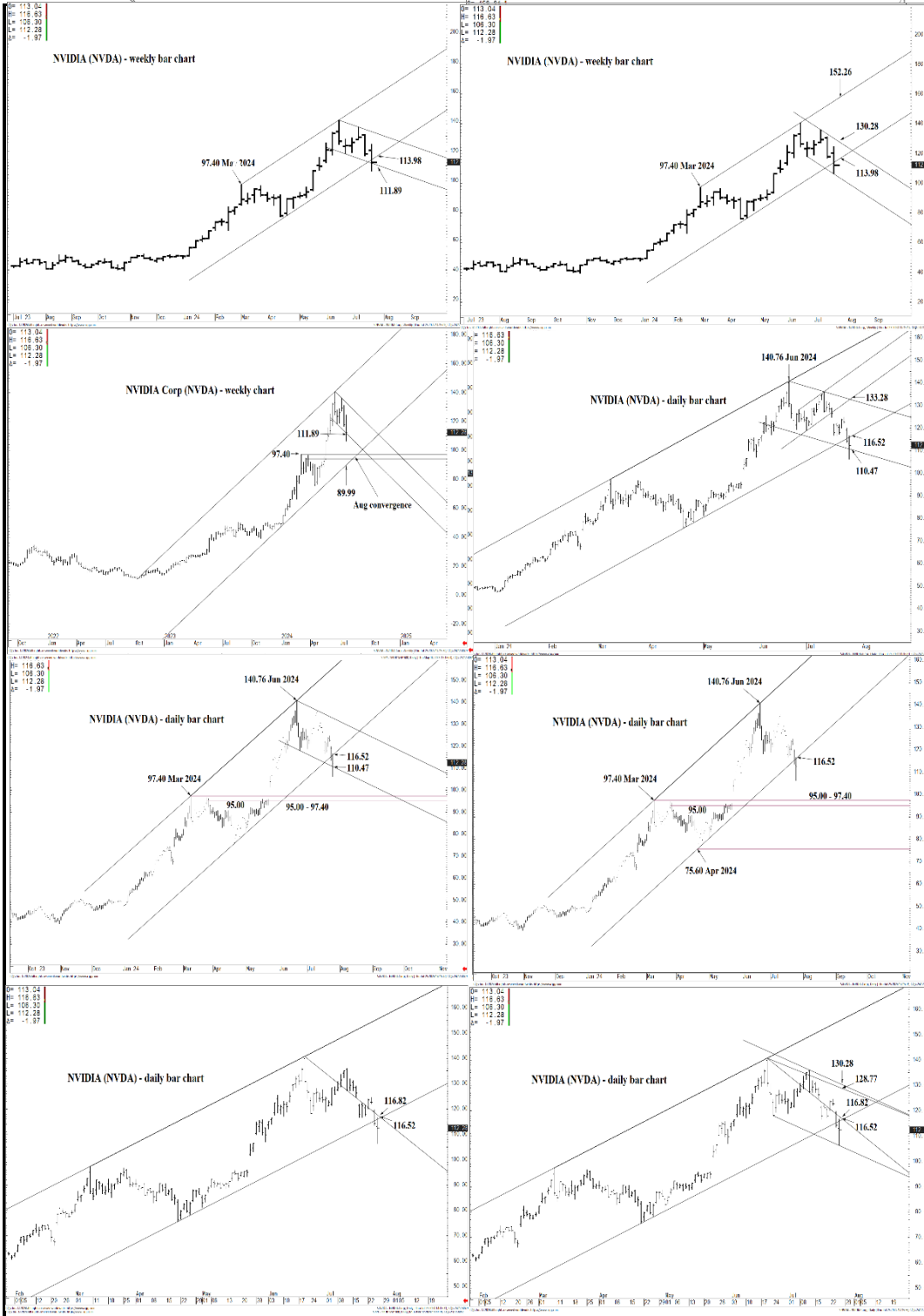




WICKED STOCKS

DIRECTIONAL CLARITY FOR THE ACTIVE INVESTOR

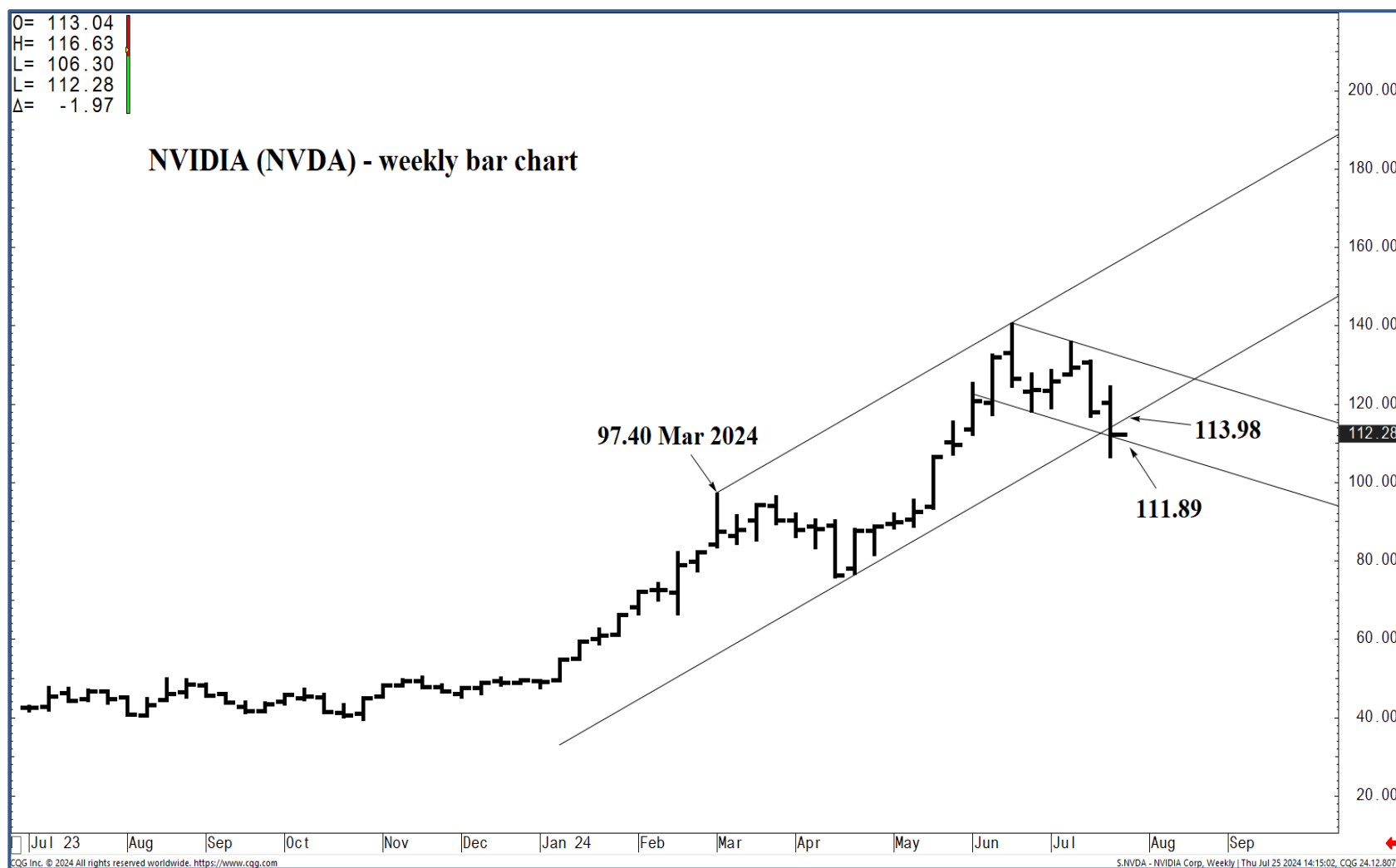


Support and Resistance

- 130.28 *** weekly containment**
- 128.77 *** weekly containment**
- 127.10 * minor
- 126.36 * minor
- 124.69 * minor
- 123.53 * session containment**
- 120.37 * minor
- 119.46 * minor
- 117.93 * minor
- 116.82 * session containment UP**
- 116.52 * session containment**
- 115.23 * minor
- 113.98 * minor
- 112.93 * minor
- 111.89 * minor
- 110.47 **** multi-wk contain DP**
- 107.87 * minor
- 106.47 * intra-day containment
- 103.79 * minor
- 102.42 * session containment**
- 101.39 * minor
- 99.56 * minor
- 97.40 *** weekly containment**
- 95.00 *** weekly containment**

O= 113.04
 H= 116.63
 L= 106.30
 L= 112.28
 Δ= -1.97

NVIDIA (NVDA) - weekly bar chart



Support and Resistance

- 130.28 *** weekly containment**
- 128.77 *** weekly containment**
- 127.10 * minor
- 126.36 * minor
- 124.69 * minor
- 123.53 * session containment**
- 120.37 * minor
- 119.46 * minor
- 117.93 * minor
- 116.82 * session containment UP**
- 116.52 * session containment**
- 115.23 * minor
- 113.98 * minor
- 112.93 * minor
- 111.89 * minor
- 110.47 **** multi-wk contain DP**
- 107.87 * minor
- 106.47 * intra-day containment
- 103.79 * minor
- 102.42 * session containment**
- 101.39 * minor
- 99.56 * minor
- 97.40 *** weekly containment**
- 95.00 *** weekly containment**

CGG Inc. © 2024 All rights reserved worldwide. <https://www.cgg.com>

S:NVDA - NVIDIA Corp. Weekly | Thu Jul 25 2024 14:15:02, CGG 24-12-8073



O= 113.04
 H= 116.63
 L= 106.30
 L= 112.28
 Δ= -1.97

NVIDIA (NVDA) - weekly bar chart



Support and Resistance

- 130.28 *** weekly containment**
- 128.77 *** weekly containment**
- 127.10 * minor
- 126.36 * minor
- 124.69 * minor
- 123.53 * session containment**
- 120.37 * minor
- 119.46 * minor
- 117.93 * minor
- 116.82 * session containment UP**
- 115.52 * session containment**
- 115.23 * minor
- 113.98 * minor
- 112.93 * minor
- 111.89 * minor
- 110.47 **** multi-wk contain DP**
- 107.87 * minor
- 106.47 * intra-day containment
- 103.79 * minor
- 102.42 * session containment**
- 101.39 * minor
- 99.56 * minor
- 97.40 *** weekly containment**
- 95.00 *** weekly containment**

Jul 23 | Aug | Sep | Oct | Nov | Dec | Jan 24 | Feb | Mar | Apr | May | Jun | Jul | Aug | Sep

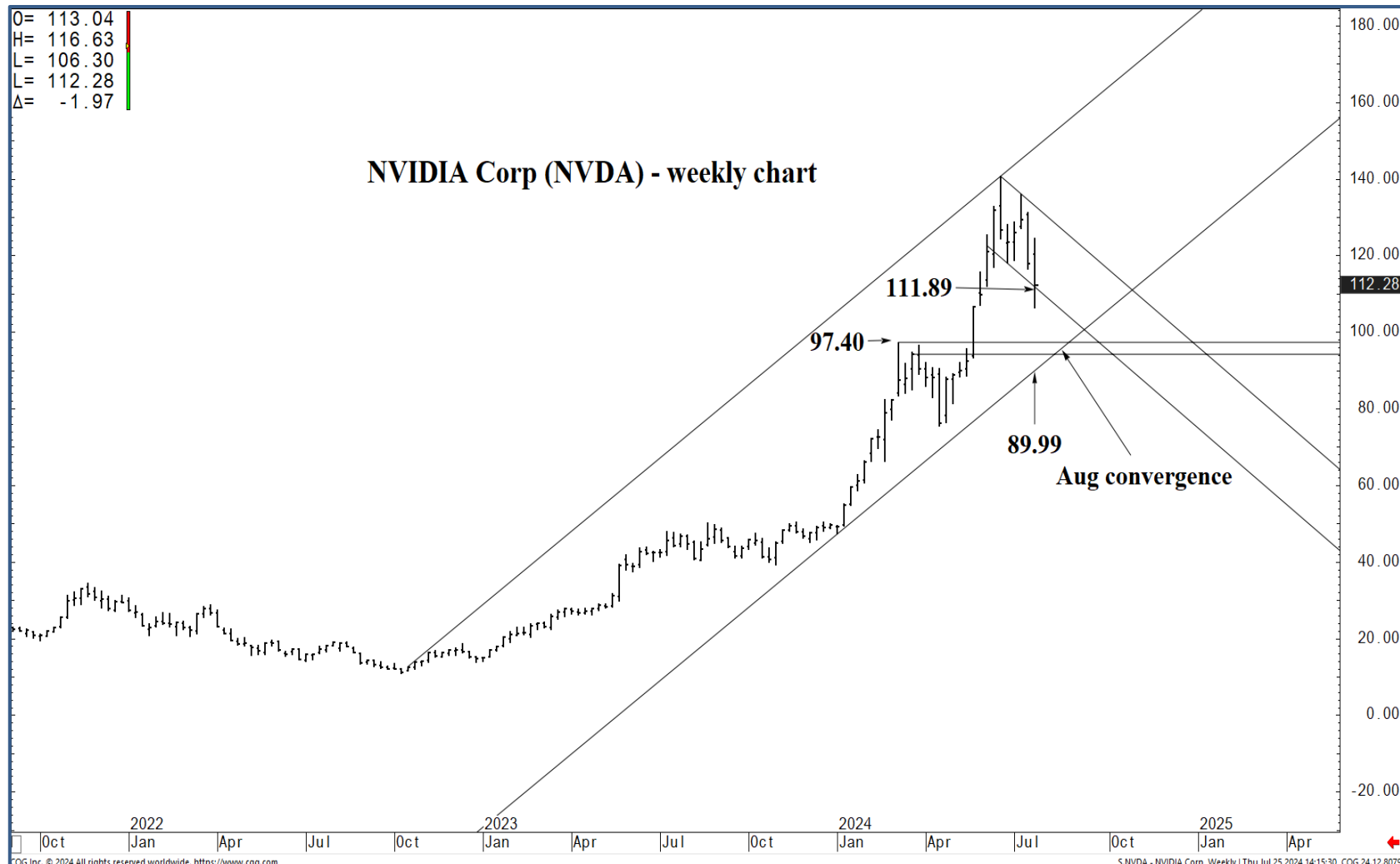
COG Inc. © 2024 All rights reserved worldwide. <https://www.cog.com>

S:NVDA - NVIDIA Corp. Weekly | Thu Jul 25 2024 14:15:14, COG 24.12.8078



O= 113.04
 H= 116.63
 L= 106.30
 L= 112.28
 Δ= -1.97

NVIDIA Corp (NVDA) - weekly chart



Support and Resistance

- 130.28 *** weekly containment**
- 128.77 *** weekly containment**
- 127.10 * minor
- 126.36 * minor
- 124.69 * minor
- 123.53 * session containment**
- 120.37 * minor
- 119.46 * minor
- 117.93 * minor
- 116.82 * session containment UP**
- 116.52 * session containment**
- 115.23 * minor
- 113.98 * minor
- 112.93 * minor
- 111.89 * minor
- 110.47 **** multi-wk contain DP**
- 107.87 * minor
- 106.47 * intra-day containment
- 103.79 * minor
- 102.42 * session containment**
- 101.39 * minor
- 99.56 * minor
- 97.40 *** weekly containment**
- 95.00 *** weekly containment**



O= 113.04
 H= 116.63
 L= 106.30
 L= 112.28
 Δ= -1.97

NVIDIA (NVDA) - daily bar chart



Support and Resistance

- 130.28** *** weekly containment
- 128.77** *** weekly containment
- 127.10 * minor
- 126.36 * minor
- 124.69 * minor
- 123.53** * session containment
- 120.37 * minor
- 119.46 * minor
- 117.93 * minor
- 116.82** * session containment UP
- 116.52** * session containment
- 115.23 * minor
- 113.98 * minor
- 112.93 * minor
- 111.89 * minor
- 110.47** **** multi-wk contain DP
- 107.87 * minor
- 106.47 * intra-day containment
- 103.79 * minor
- 102.42** * session containment
- 101.39 * minor
- 99.56 * minor
- 97.40** *** weekly containment
- 95.00** *** weekly containment



O= 113.04
 H= 116.63
 L= 106.30
 L= 112.28
 Δ= -1.97

NVIDIA (NVDA) - daily bar chart

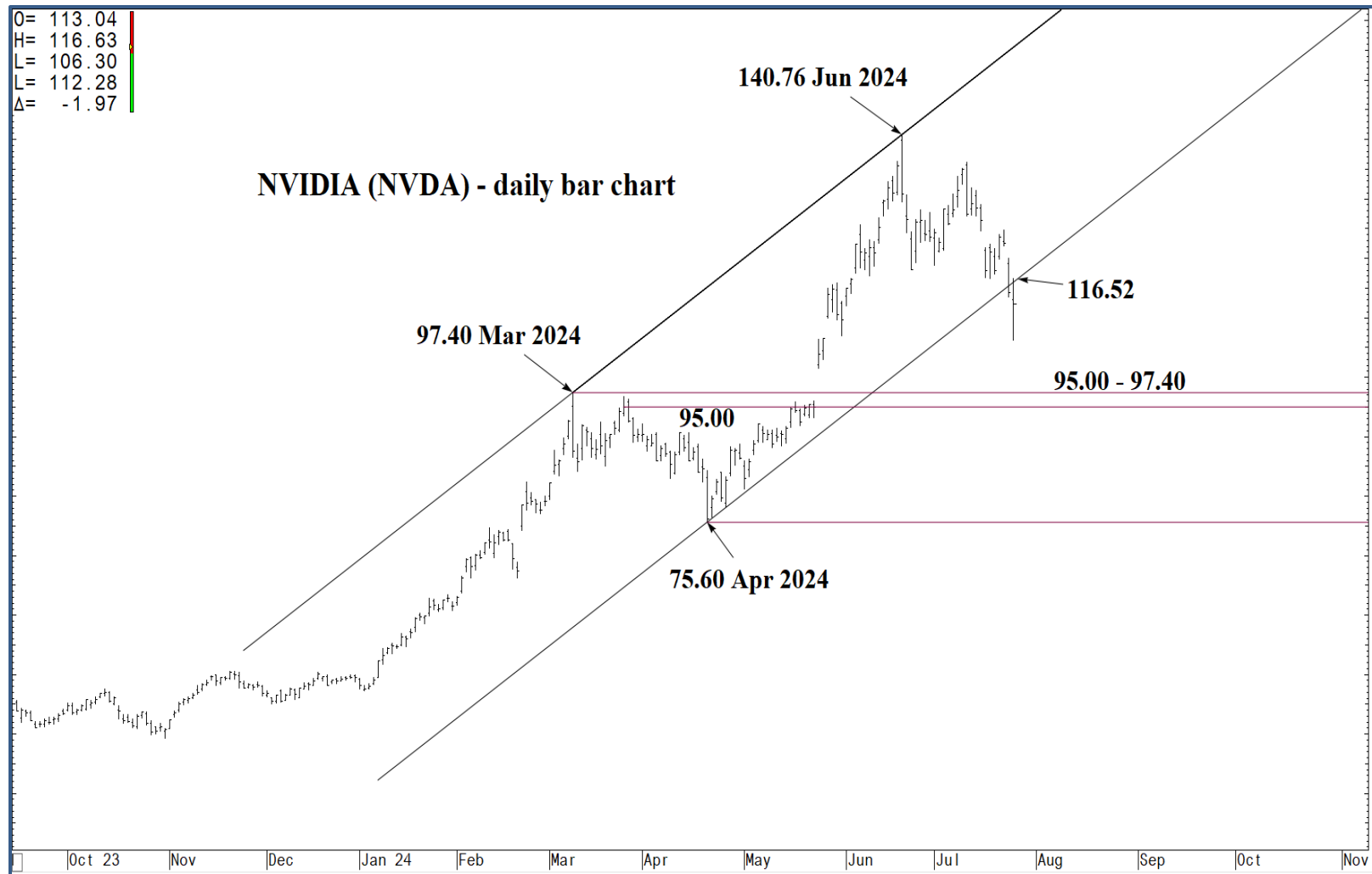


Support and Resistance


- 130.28** *** weekly containment
- 128.77** *** weekly containment
- 127.10 * minor
- 126.36 * minor
- 124.69 * minor
- 123.53** * session containment
- 120.37 * minor
- 119.46 * minor
- 117.93 * minor
- 116.82** * session containment UP
- 116.52** * session containment
- 115.23 * minor
- 113.98 * minor
- 112.93 * minor
- 111.89 * minor
- 110.47** **** multi-wk contain DP
- 107.87 * minor
- 106.47 * intra-day containment
- 103.79 * minor
- 102.42** * session containment
- 101.39 * minor
- 99.56 * minor
- 97.40** *** weekly containment
- 95.00** *** weekly containment

Oct 23 | Nov | Dec | Jan 24 | Feb | Mar | Apr | May | Jun | Jul | Aug | Sep | Oct | Nov





O= 113.04
H= 116.63
L= 106.30
L= 112.28
Δ= -1.97



Support and Resistance

- 130.28 *** weekly containment**
- 128.77 *** weekly containment**
- 127.10 * minor
- 126.36 * minor
- 124.69 * minor
- 123.53 * session containment**
- 120.37 * minor
- 119.46 * minor
- 117.93 * minor
- 116.82 * session containment UP**
- 116.52 * session containment**
- 115.23 * minor
- 113.98 * minor
- 112.93 * minor
- 111.89 * minor
- 110.47 **** multi-wk contain DP**
- 107.87 * minor
- 106.47 * intra-day containment
- 103.79 * minor
- 102.42 * session containment**
- 101.39 * minor
- 99.56 * minor
- 97.40 *** weekly containment**
- 95.00 *** weekly containment**
- 95.00 **** multi-week contain**

Oct 23 | Nov | Dec | Jan 24 | Feb | Mar | Apr | May | Jun | Jul | Aug | Sep | Oct | Nov

COG Inc. © 2024 All rights reserved worldwide. <https://www.cqg.com>

S.NVDA - NVIDIA Corp, Daily | Thu Jul 25 2024 14:16:01, COG 24-12.8073



O= 113.04
 H= 116.63
 L= 106.30
 L= 112.28
 Δ= -1.97

NVIDIA (NVDA) - daily bar chart



Support and Resistance

- 130.28 *** weekly containment**
- 128.77 *** weekly containment**
- 127.10 * minor
- 126.36 * minor
- 124.69 * minor
- 123.53 * session containment**
- 120.37 * minor
- 119.46 * minor
- 117.93 * minor
- 116.82 * session containment UP**
- 116.52 * session containment**
- 112.28 * **112.28**
- 110.00
- 115.23 * minor
- 113.98 * minor
- 112.93 * minor
- 111.89 * minor
- 110.47 **** multi-wk contain DP**
- 107.87 * minor
- 106.47 * intra-day containment
- 103.79 * minor
- 102.42 * session containment**
- 101.39 * minor
- 99.56 * minor
- 97.40 *** weekly containment**
- 95.00 *** weekly containment**

COG Inc. © 2024 All rights reserved worldwide. <https://www.cog.com>

S:NVDA - NVIDIA Corp, Daily | Thu Jul 25 2024 14:17:31, COG 24.12.8079



O= 113.04
 H= 116.63
 L= 106.30
 L= 112.28
 Δ= -1.97

NVIDIA (NVDA) - daily bar chart



Support and Resistance

- 130.28 *** weekly containment**
- 128.77 *** weekly containment**
- 127.10 * minor
- 126.36 * minor
- 124.69 * minor
- 123.53 * session containment**
- 120.37 * minor
- 119.46 * minor
- 117.93 * minor
- 116.82 * session containment UP**
- 116.52 * session containment**
- 115.23 * minor
- 113.98 * minor
- 112.93 * minor
- 111.89 * minor
- 110.47 **** multi-wk contain DP**
- 107.87 * minor
- 106.47 * intra-day containment
- 103.79 * minor
- 102.42 * session containment**
- 101.39 * minor
- 99.56 * minor
- 97.40 *** weekly containment**
- 95.00 *** weekly containment**

