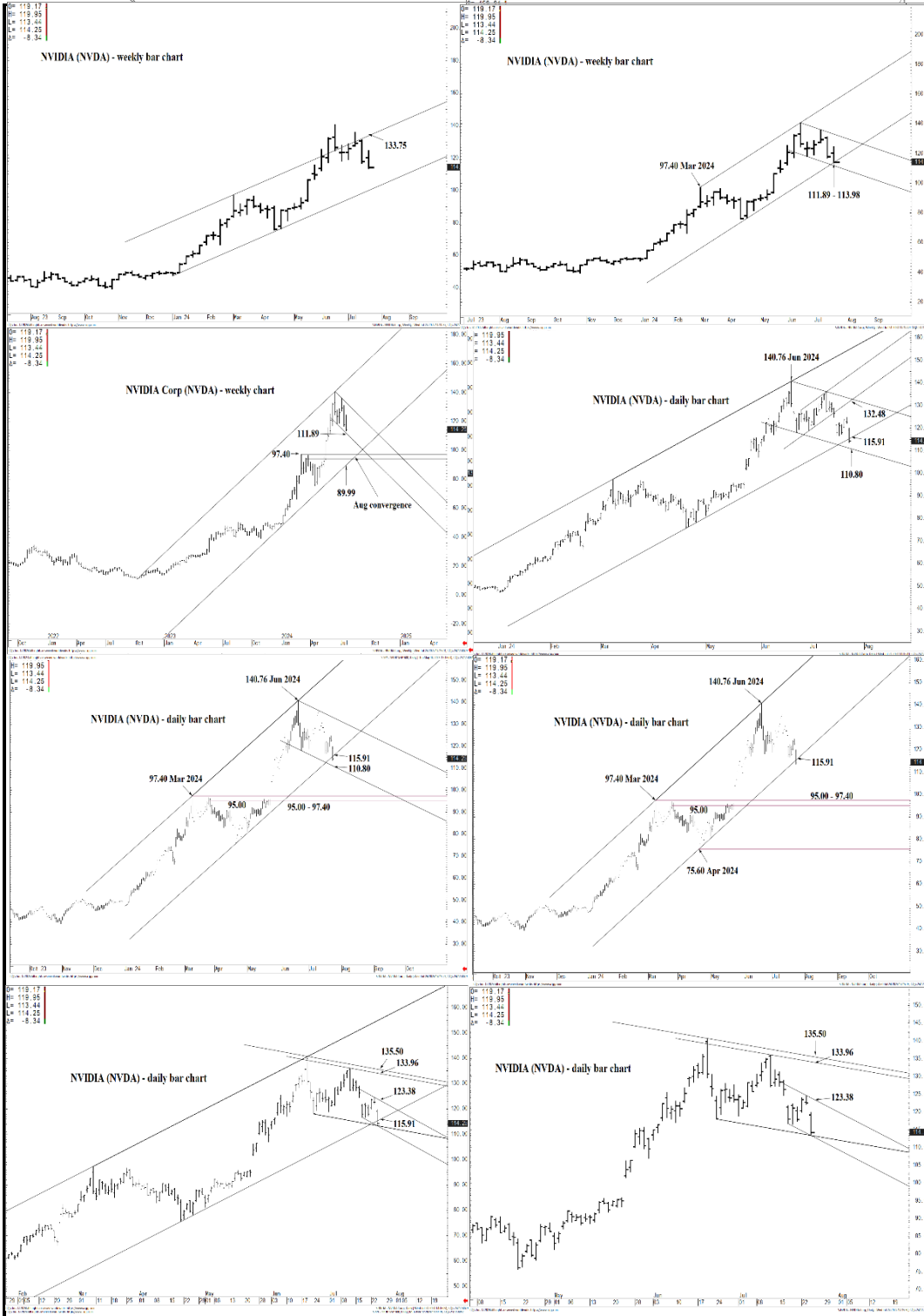




WICKED STOCKS

DIRECTIONAL CLARITY FOR THE ACTIVE INVESTOR



Support and Resistance

135.50 * weekly containment UP**
133.96 * weekly containment**

132.48 * minor
 130.98 * minor
 129.59 * intra-day containment
 127.10 * minor
 124.69 * minor

123.38 * session containment

120.37 * minor
 119.52 * minor
 117.93 * minor

115.91 ** multi-wk contain UP**
 113.23 * minor
 112.00 * minor
110.80 ** multi-wk contain DP**

109.70 * minor
 108.13 * intra-day containment
 106.94 * minor
 103.79 * minor

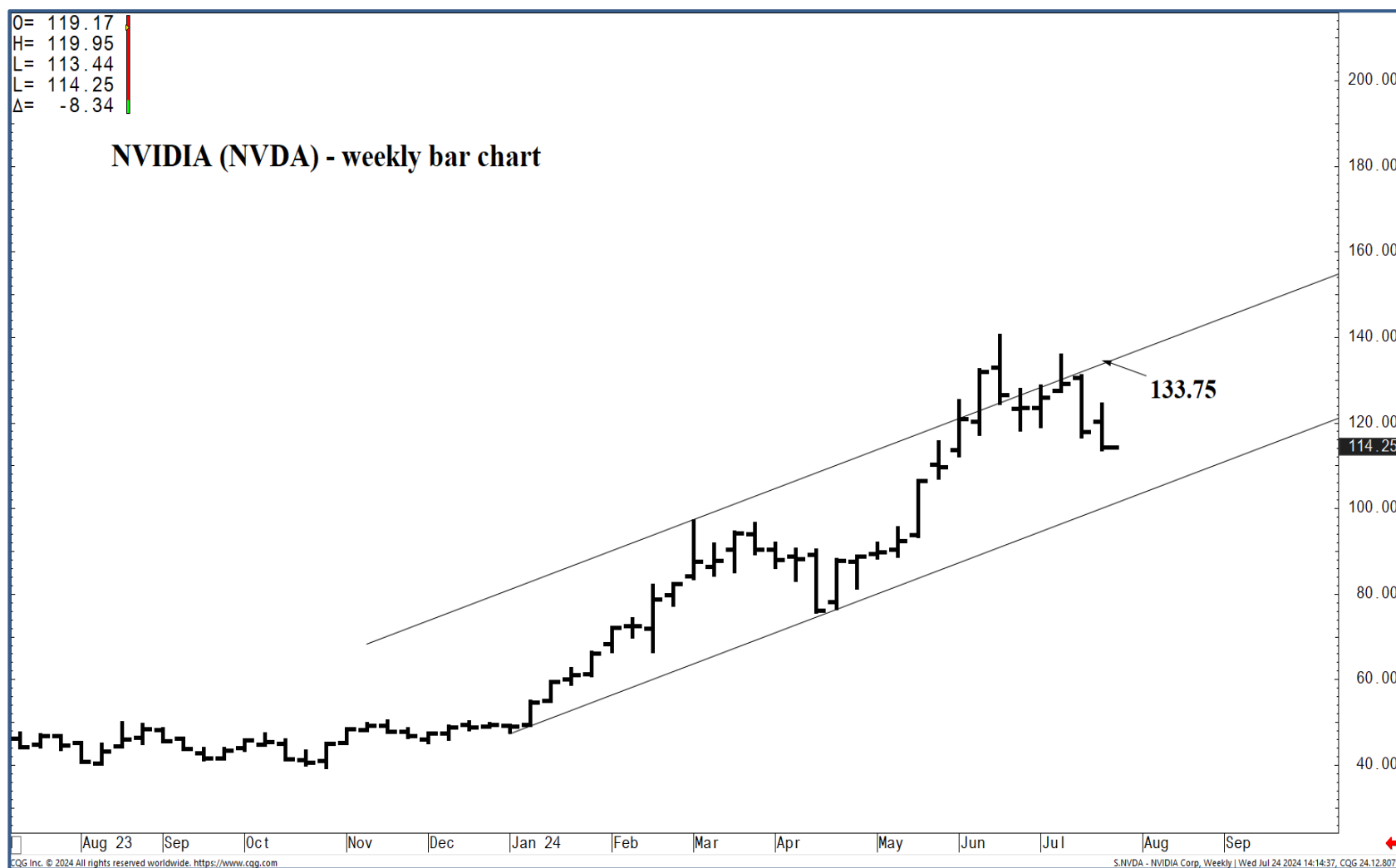
102.42 * session containment

99.56 * minor

97.40 * weekly containment**

O= 119.17
 H= 119.95
 L= 113.44
 L= 114.25
 Δ= -8.34

NVIDIA (NVDA) - weekly bar chart



Support and Resistance

- 135.50** *** weekly containment UP
- 133.96** *** weekly containment
- 132.48 * minor
- 130.98 * minor
- 129.59 * intra-day containment
- 127.10 * minor
- 124.69 * minor
- 123.38** * session containment
- 120.37 * minor
- 119.52 * minor
- 117.93 * minor
- 115.91** **** multi-wk contain UP
- 113.23 * minor
- 112.00 * minor
- 110.80** **** multi-wk contain DP
- 109.70 * minor
- 108.13 * intra-day containment
- 106.94 * minor
- 103.79 * minor
- 102.42** * session containment
- 99.56 * minor
- 97.40** *** weekly containment



O= 119.17
 H= 119.95
 L= 113.44
 C= 114.25
 Δ= -8.34

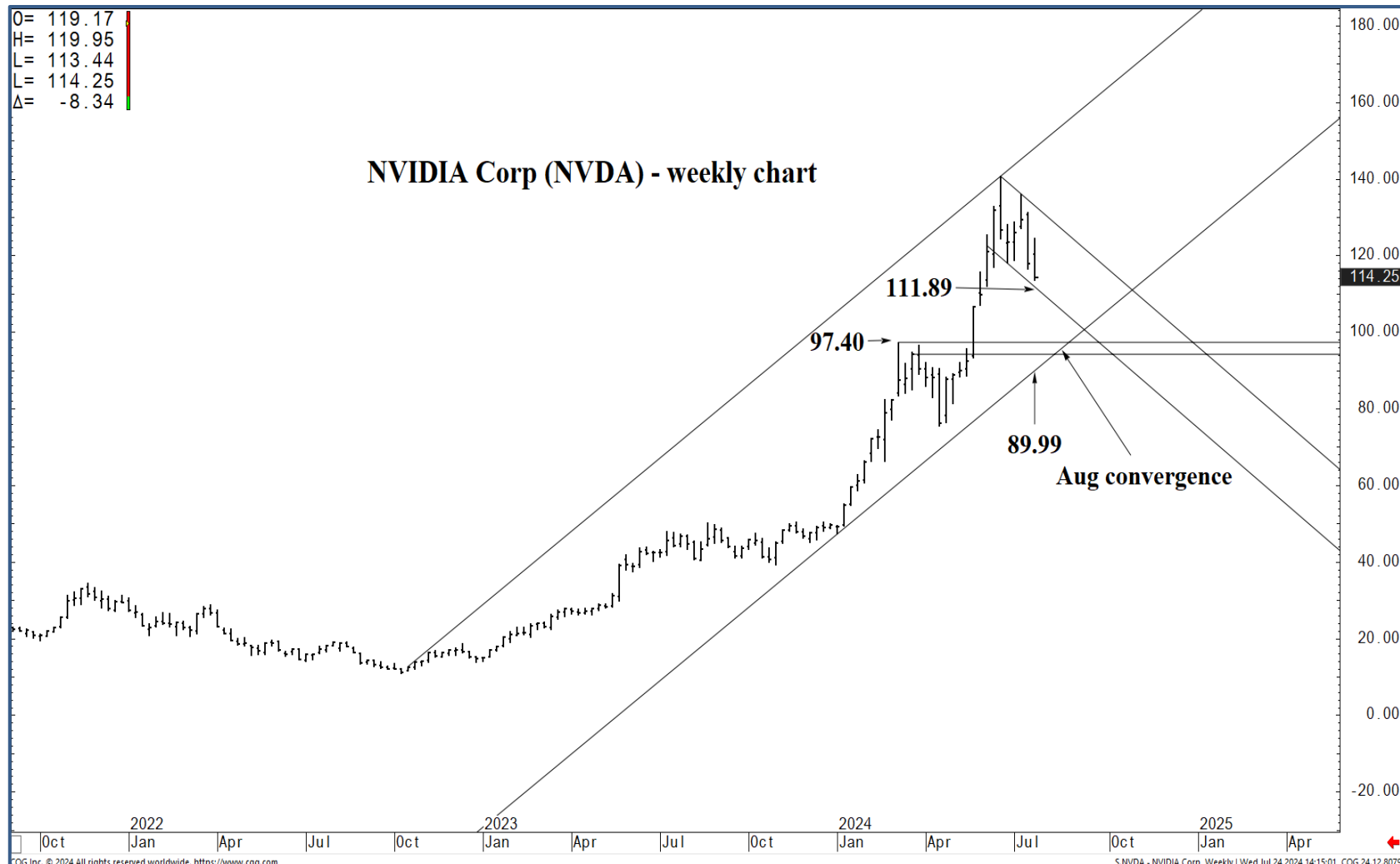
NVIDIA (NVDA) - weekly bar chart



Support and Resistance

- 135.50 *** weekly containment UP**
- 133.96 *** weekly containment**
- 132.48 * minor
- 130.98 * minor
- 129.59 * intra-day containment
- 127.10 * minor
- 124.69 * minor
- 123.38 * session containment**
- 120.37 * minor
- 119.52 * minor
- 117.93 * minor
- 115.91 **** multi-wk contain UP**
- 113.23 * minor
- 112.00 * minor
- 110.80 **** multi-wk contain DP**
- 109.70 * minor
- 108.13 * intra-day containment
- 106.94 * minor
- 103.79 * minor
- 102.42 * session containment**
- 99.56 * minor
- 97.40 *** weekly containment**





O= 119.17
 H= 119.95
 L= 113.44
 C= 114.25
 Δ= -8.34

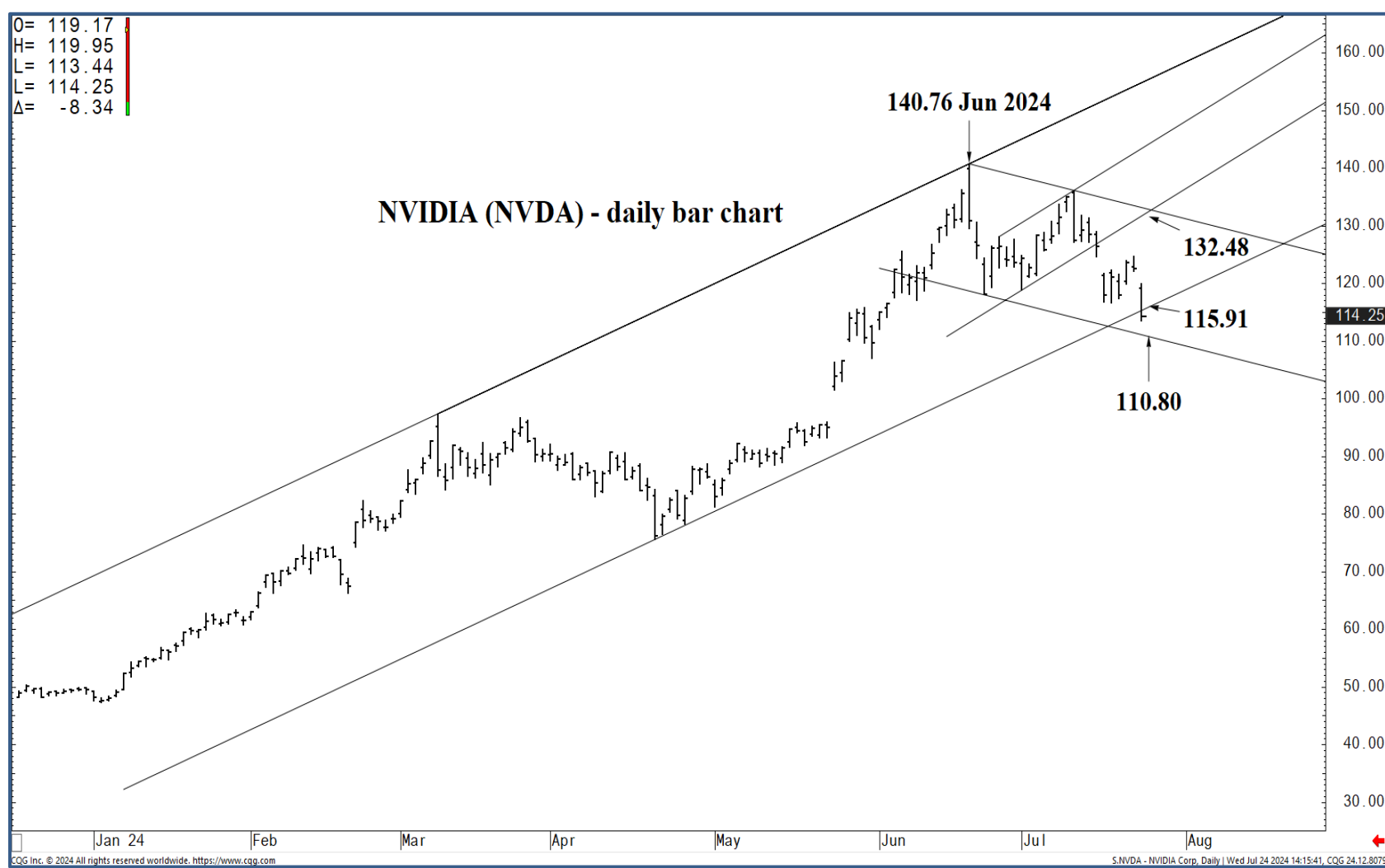
Support and Resistance

- 135.50 *** weekly containment UP**
- 133.96 *** weekly containment**
- 132.48 * minor
- 130.98 * minor
- 129.59 * intra-day containment
- 127.10 * minor
- 124.69 * minor
- 123.38 * session containment**
- 120.37 * minor
- 119.52 * minor
- 117.93 * minor
- 115.91 **** multi-wk contain UP**
- 113.23 * minor
- 112.00 * minor
- 110.80 **** multi-wk contain DP**
- 109.70 * minor
- 108.13 * intra-day containment
- 106.94 * minor
- 103.79 * minor
- 102.42 * session containment**
- 99.56 * minor
- 97.40 *** weekly containment**



O= 119.17
 H= 119.95
 L= 113.44
 L= 114.25
 Δ= -8.34

NVIDIA (NVDA) - daily bar chart



Support and Resistance

135.50 * weekly containment UP**
133.96 * weekly containment**

132.48 * minor
 130.98 * minor
 129.59 * intra-day containment
 127.10 * minor
 124.69 * minor

123.38 * session containment

120.37 * minor
 119.52 * minor
 117.93 * minor

115.91 ** multi-wk contain UP**

113.23 * minor
 112.00 * minor

110.80 ** multi-wk contain DP**

109.70 * minor
 108.13 * intra-day containment
 106.94 * minor
 103.79 * minor

102.42 * session containment

99.56 * minor

97.40 * weekly containment**



O= 119.17
 H= 119.95
 L= 113.44
 L= 114.25
 Δ= -8.34

NVIDIA (NVDA) - daily bar chart



Support and Resistance

- 135.50** *** weekly containment UP
- 133.96** *** weekly containment
- 132.48 * minor
- 130.98 * minor
- 129.59 * intra-day containment
- 127.10 * minor
- 124.69 * minor
- 114.25**
- 123.38** * session containment
- 120.37 * minor
- 119.52 * minor
- 117.93 * minor
- 115.91** **** multi-wk contain UP
- 113.23 * minor
- 112.00 * minor
- 110.80** **** multi-wk contain DP
- 109.70 * minor
- 108.13 * intra-day containment
- 106.94 * minor
- 103.79 * minor
- 102.42** * session containment
- 99.56 * minor
- 97.40** *** weekly containment

Oct 23 | Nov | Dec | Jan 24 | Feb | Mar | Apr | May | Jun | Jul | Aug | Sep | Oct

CGG Inc. © 2024 All rights reserved worldwide. <https://www.cgg.com>

S.NVDA - NVIDIA Corp, Daily | Wed Jul 24 2024 14:15:23, CGG 24.12.8079





O= 119.17
H= 119.95
L= 113.44
L= 114.25
Δ= -8.34

Support and Resistance

135.50 *** weekly containment UP
133.96 *** weekly containment
132.48 * minor
130.98 * minor
129.59 * intra-day containment
127.10 * minor
124.69 * minor
123.38 * session containment
120.37 * minor
119.52 * minor
117.93 * minor
115.91 **** multi-wk contain UP
113.23 * minor
112.00 * minor
110.80 **** multi-wk contain DP
109.70 * minor
108.13 * intra-day containment
106.94 * minor
103.79 * minor
102.42 * session containment
99.56 * minor
97.40 *** weekly containment
95.00 **** multi-week contain

Oct 23 | Nov | Dec | Jan 24 | Feb | Mar | Apr | May | Jun | Jul | Aug | Sep | Oct

COG Inc. © 2024 All rights reserved worldwide. <https://www.cqg.com> S.NVDA - NVIDIA Corp, Daily | Wed Jul 24 2024 14:16:05, COG 24-12.8073



O= 119.17
 H= 119.95
 L= 113.44
 L= 114.25
 Δ= -8.34

NVIDIA (NVDA) - daily bar chart



Support and Resistance

- 135.50 *** weekly containment UP**
- 133.96 *** weekly containment**
- 132.48 * minor
- 130.98 * minor
- 129.59 * intra-day containment
- 127.10 * minor
- 124.69 * minor
- 123.38 * session containment**
- 120.37 * minor
- 119.52 * minor
- 117.93 * minor
- 115.91 **** multi-wk contain UP**
- 113.23 * minor
- 112.00 * minor
- 110.80 **** multi-wk contain DP**
- 109.70 * minor
- 108.13 * intra-day containment
- 106.94 * minor
- 103.79 * minor
- 102.42 * session containment**
- 99.56 * minor
- 97.40 *** weekly containment**

CGG Inc. © 2024 All rights reserved worldwide. <https://www.cgg.com>

S.NVDA - NVIDIA Corp, Daily | Wed Jul 24 2024 14:16:24, CGG 24.12.8079



O= 119.17
 H= 119.95
 L= 113.44
 C= 114.25
 Δ= -8.34

NVIDIA (NVDA) - daily bar chart



Support and Resistance

- 135.50 *** weekly containment UP**
- 133.96 *** weekly containment**
- 132.48 * minor
- 130.98 * minor
- 129.59 * intra-day containment
- 127.10 * minor
- 124.69 * minor
- 123.38 * session containment**
- 120.37 * minor
- 119.52 * minor
- 117.93 * minor
- 115.91 **** multi-wk contain UP**
- 113.23 * minor
- 112.00 * minor
- 110.80 **** multi-wk contain DP**
- 109.70 * minor
- 108.13 * intra-day containment
- 106.94 * minor
- 103.79 * minor
- 102.42 * session containment**
- 99.56 * minor
- 97.40 *** weekly containment**

