



WICKED STOCKS

DIRECTIONAL CLARITY FOR THE ACTIVE INVESTOR



Support and Resistance

138.76 * weekly containment UP**
135.37 * weekly containment**

133.83 * minor

131.68 * weekly containment DP**
130.98 * weekly containment**

128.66 * minor

125.80 * intra-day containment

124.69 * minor

123.10 * minor

121.22 * session containment

120.32 * minor

119.52 * minor

117.93 * intra-day containment

116.13 * minor

115.30 ** multi-wk contain**

111.13 ** multi-wk contain DP**

110.09 * minor

108.50 * minor

106.94 * intra-day containment

103.79 * minor

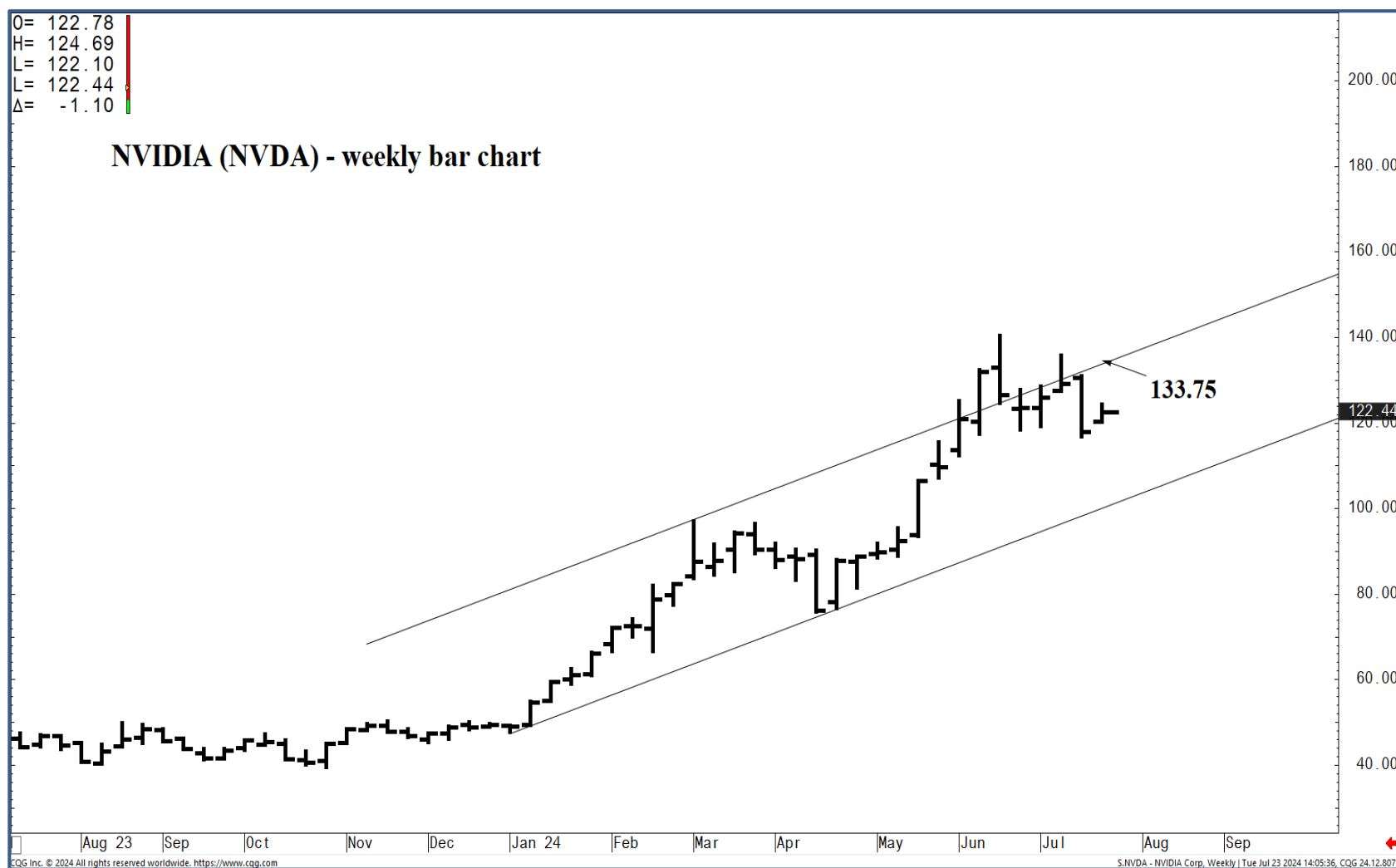
102.42 * session containment

99.56 * minor

97.40 * weekly containment**

O= 122.78
 H= 124.69
 L= 122.10
 L= 122.44
 Δ= -1.10

NVIDIA (NVDA) - weekly bar chart



Support and Resistance

- 138.76 *** weekly containment UP**
- 135.37 *** weekly containment**
- 133.83 * minor
- 131.68 *** weekly containment DP**
- 130.98 *** weekly containment**
- 128.66 * minor
- 125.80 * intra-day containment
- 124.69 * minor
- 123.10 * minor
- 121.22 * session containment**
- 120.32 * minor
- 119.52 * minor
- 117.93 * intra-day containment
- 116.13 * minor
- 115.30 **** multi-wk contain**
- 111.13 **** multi-wk contain DP**
- 110.09 * minor
- 108.50 * minor
- 106.94 * intra-day containment
- 103.79 * minor
- 102.42 * session containment**
- 99.56 * minor
- 97.40 *** weekly containment**



O= 122.78
 H= 124.69
 L= 122.10
 L= 122.44
 Δ= -1.10

NVIDIA (NVDA) - weekly bar chart



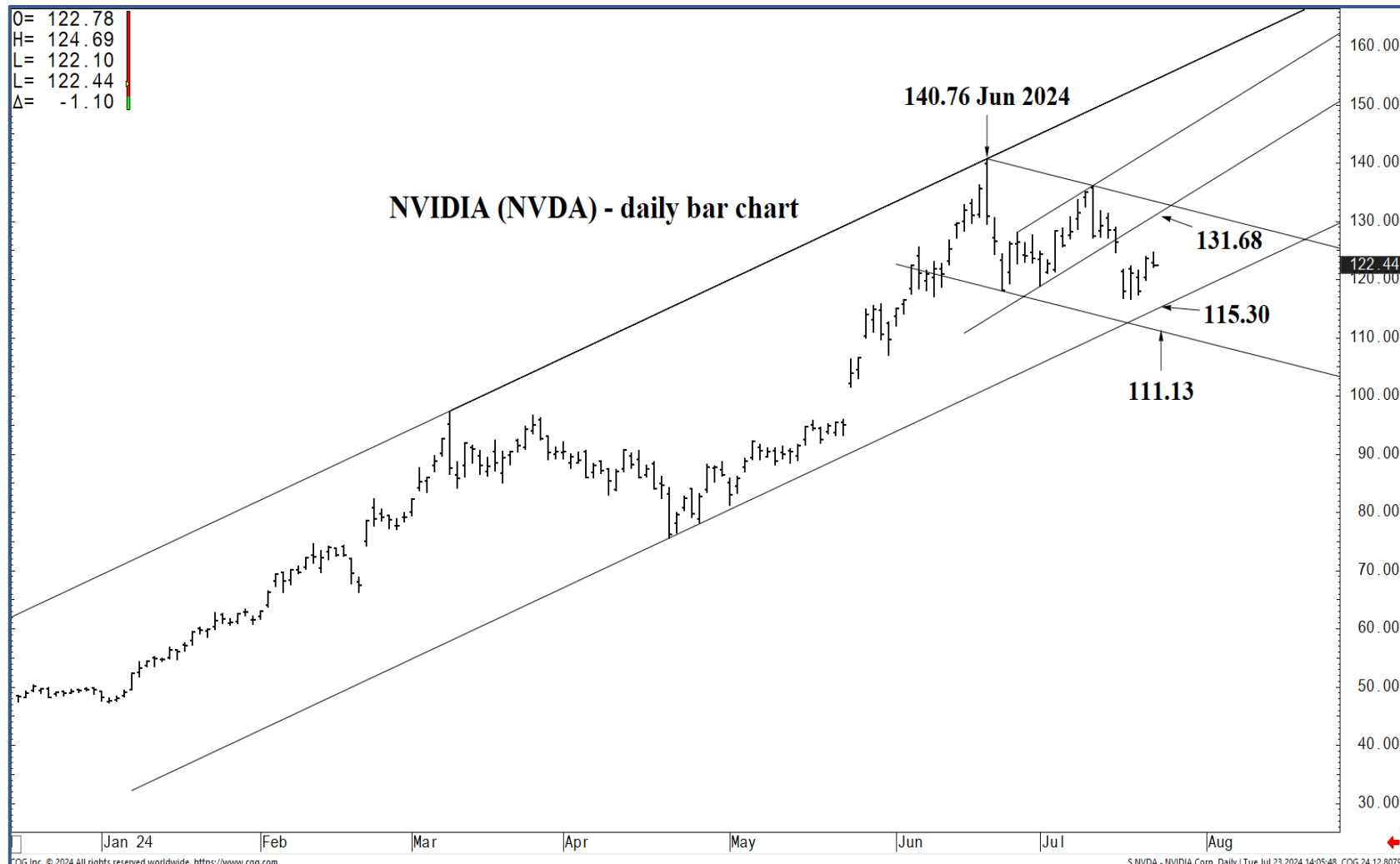
Support and Resistance

- 138.76** *** weekly containment UP
- 135.37** *** weekly containment
- 133.83 * minor
- 131.68** *** weekly containment DP
- 130.98** *** weekly containment
- 128.66 * minor
- 125.80 * intra-day containment
- 124.69 * minor
- 123.10 * minor
- 121.22** * session containment
- 120.32 * minor
- 119.52 * minor
- 117.93 * intra-day containment
- 116.13 * minor
- 115.30** **** multi-wk contain
- 111.13** **** multi-wk contain DP
- 110.09 * minor
- 108.50 * minor
- 106.94 * intra-day containment
- 103.79 * minor
- 102.42** * session containment
- 99.56 * minor
- 97.40** *** weekly containment



O= 122.78
H= 124.69
L= 122.10
L= 122.44
Δ= -1.10

NVIDIA (NVDA) - daily bar chart



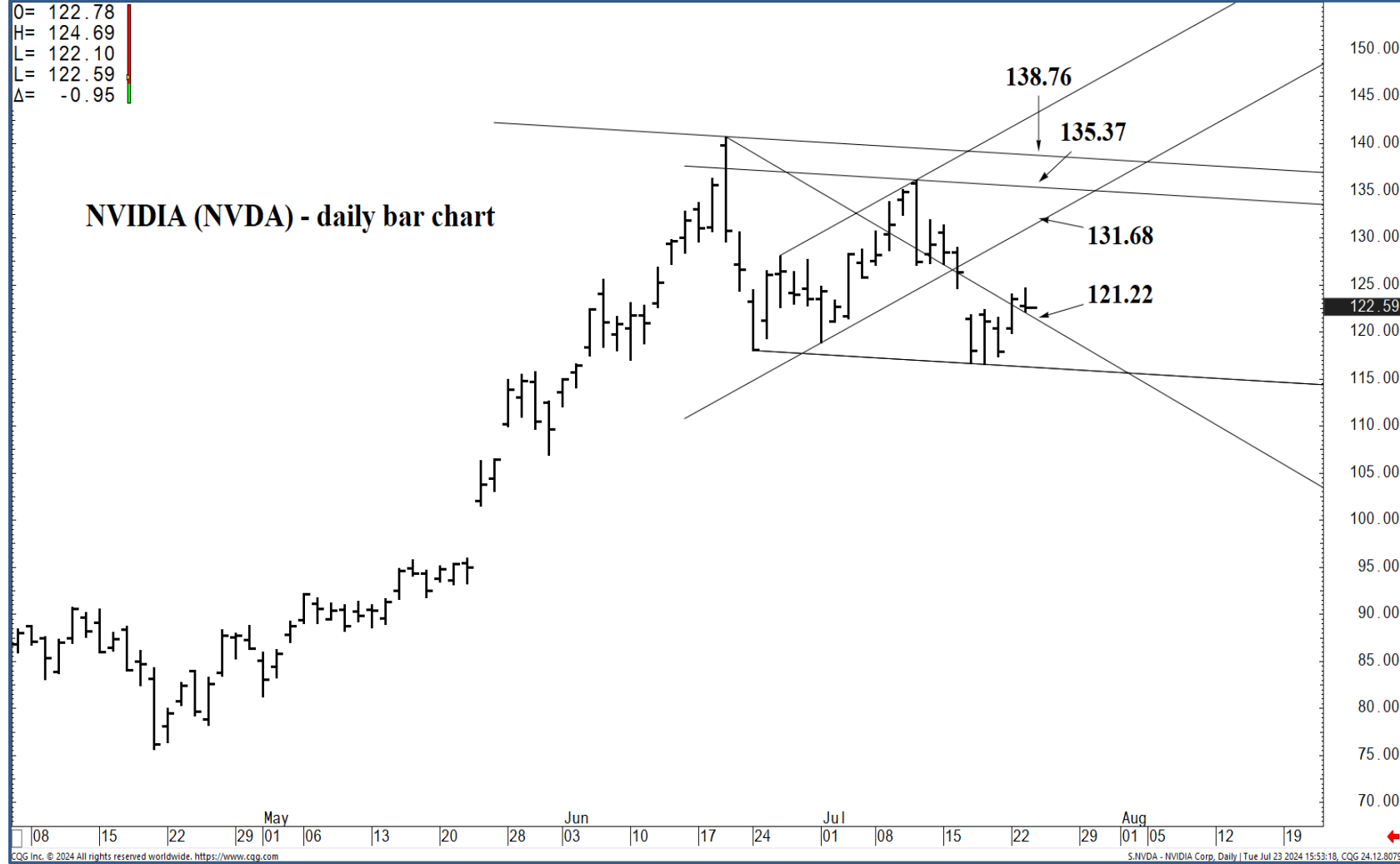
Support and Resistance

- 138.76 *** weekly containment UP**
- 135.37 *** weekly containment**
- 133.83 * minor
- 131.68 *** weekly containment DP**
- 130.98 *** weekly containment**
- 128.66 * minor
- 125.80 * intra-day containment
- 124.69 * minor
- 123.10 * minor
- 121.22 * session containment**
- 120.32 * minor
- 119.52 * minor
- 117.93 * intra-day containment
- 116.13 * minor
- 115.30 **** multi-wk contain**
- 111.13 **** multi-wk contain DP**
- 110.09 * minor
- 108.50 * minor
- 106.94 * intra-day containment
- 103.79 * minor
- 102.42 * session containment**
- 99.56 * minor
- 97.40 *** weekly containment**



O= 122.78
 H= 124.69
 L= 122.10
 L= 122.59
 Δ= -0.95

NVIDIA (NVDA) - daily bar chart



Support and Resistance

- 138.76 *** weekly containment UP**
- 135.37 *** weekly containment**
- 133.83 * minor
- 131.68 *** weekly containment DP**
- 130.98 *** weekly containment**
- 128.66 * minor
- 125.80 * intra-day containment
- 124.69 * minor
- 123.10 * minor
- 121.22 * session containment**
- 120.32 * minor
- 119.52 * minor
- 117.93 * intra-day containment
- 116.13 * minor
- 115.30 **** multi-wk contain**
- 111.13 **** multi-wk contain DP**
- 110.09 * minor
- 108.50 * minor
- 106.94 * intra-day containment
- 103.79 * minor
- 102.42 * session containment**
- 99.56 * minor
- 97.40 *** weekly containment**

CGG Inc. © 2024 All rights reserved worldwide. <https://www.cgg.com> S.NVDA - NVIDIA Corp, Daily | Tue Jul 23 2024 15:53:18, CQG 24.12.8079



O= 122.78
 H= 124.69
 L= 122.10
 C= 122.59
 Δ= -0.95

NVIDIA (NVDA) - daily bar chart



Support and Resistance

- 138.76 *** weekly containment UP**
- 135.37 *** weekly containment**
- 133.83 * minor
- 131.68 *** weekly containment DP**
- 130.98 *** weekly containment**
- 128.66 * minor
- 125.80 * intra-day containment
- 124.69 * minor
- 123.10 * minor
- 122.59 * session containment**
- 120.32 * minor
- 119.52 * minor
- 117.93 * intra-day containment
- 116.13 * minor
- 115.30 **** multi-wk contain**
- 111.13 **** multi-wk contain DP**
- 110.09 * minor
- 108.50 * minor
- 106.94 * intra-day containment
- 103.79 * minor
- 102.42 * session containment**
- 99.56 * minor
- 97.40 *** weekly containment**



O= 122.78
 H= 124.69
 L= 122.10
 C= 122.44
 Δ= -1.10

NVIDIA (NVDA) - daily bar chart



Support and Resistance

- 138.76** *** weekly containment UP
- 135.37** *** weekly containment
- 133.83 * minor
- 131.68** *** weekly containment DP
- 130.98** *** weekly containment
- 128.66 * minor
- 125.80 * intra-day containment
- 122.44**
- 124.69 * minor
- 123.10 * minor
- 121.22** * session containment
- 120.32 * minor
- 119.52 * minor
- 117.93 * intra-day containment
- 116.13 * minor
- 115.30** **** multi-wk contain
- 111.13** **** multi-wk contain DP
- 110.09 * minor
- 108.50 * minor
- 106.94 * intra-day containment
- 103.79 * minor
- 102.42** * session containment
- 99.56 * minor
- 97.40** *** weekly containment



O= 122.78
 H= 124.69
 L= 122.10
 L= 122.44
 Δ= -1.10

NVIDIA (NVDA) - daily bar chart



Support and Resistance

- 138.76 *** weekly containment UP**
- 135.37 *** weekly containment**
- 133.83 * minor
- 131.68 *** weekly containment DP**
- 130.98 *** weekly containment**
- 128.66 * minor
- 125.80 * intra-day containment
- 122.44
- 124.69 * minor
- 123.10 * minor
- 121.22 * session containment**
- 120.32 * minor
- 119.52 * minor
- 117.93 * intra-day containment
- 116.13 * minor
- 115.30 **** multi-wk contain**
- 111.13 **** multi-wk contain DP**
- 110.09 * minor
- 108.50 * minor
- 106.94 * intra-day containment
- 103.79 * minor
- 102.42 * session containment**
- 99.56 * minor
- 70.00
- 97.40 *** weekly containment**

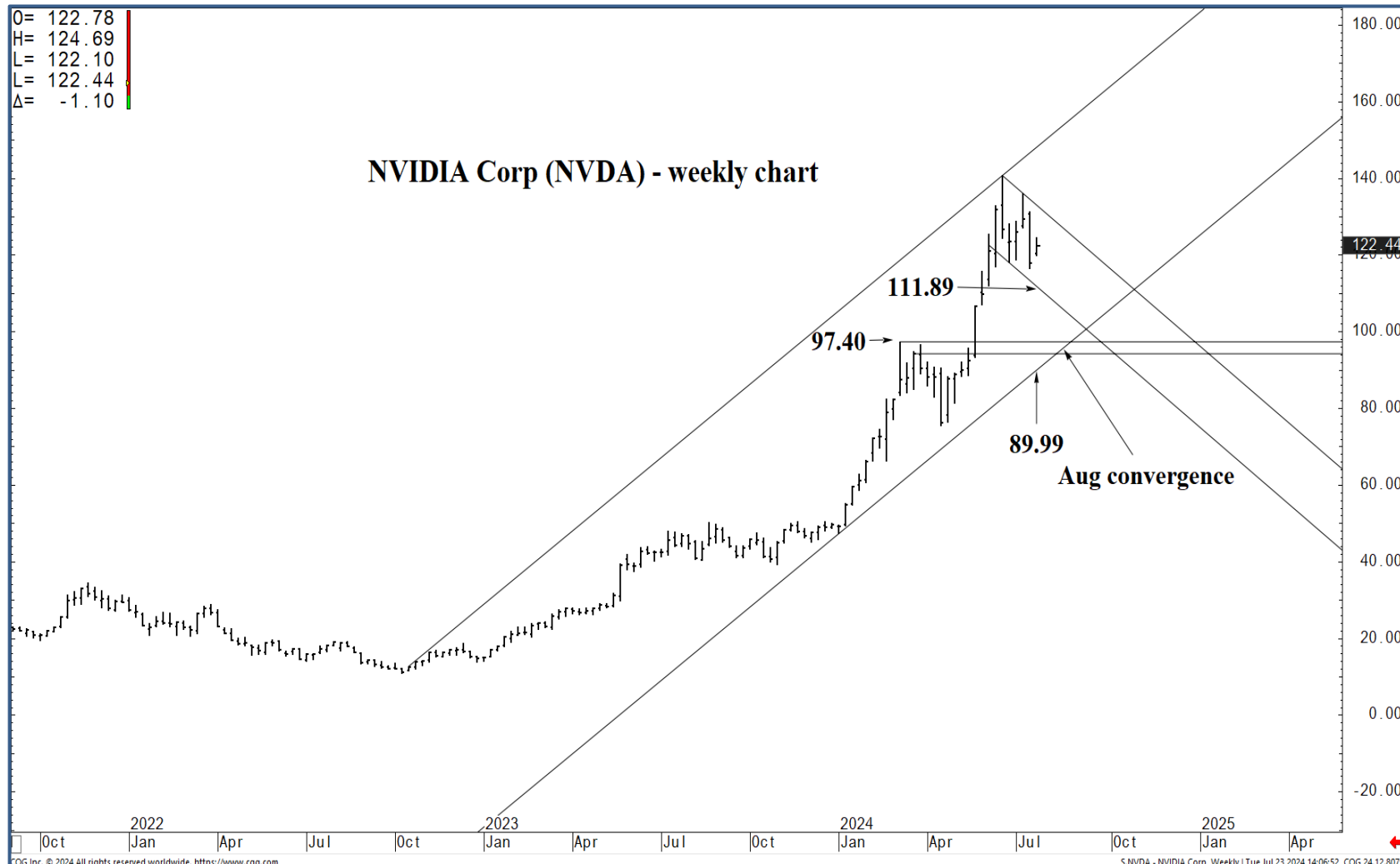
COG Inc. © 2024 All rights reserved worldwide. <https://www.cog.com>

S.NVDA - NVIDIA Corp, Daily | Tue Jul 23 2024 14:06:40, COG 24.12.8079



O= 122.78
 H= 124.69
 L= 122.10
 C= 122.44
 Δ= -1.10

NVIDIA Corp (NVDA) - weekly chart



Support and Resistance

- 138.76 *** weekly containment UP**
- 135.37 *** weekly containment**
- 133.83 * minor
- 131.68 *** weekly containment DP**
- 130.98 *** weekly containment**
- 128.66 * minor
- 125.80 * intra-day containment
- 124.69 * minor
- 123.10 * minor
- 121.22 * session containment**
- 120.32 * minor
- 119.52 * minor
- 117.93 * intra-day containment
- 116.13 * minor
- 115.30 **** multi-wk contain**
- 111.13 **** multi-wk contain DP**
- 110.09 * minor
- 108.50 * minor
- 106.94 * intra-day containment
- 103.79 * minor
- 102.42 * session containment**
- 99.56 * minor
- 97.40 *** weekly containment**

