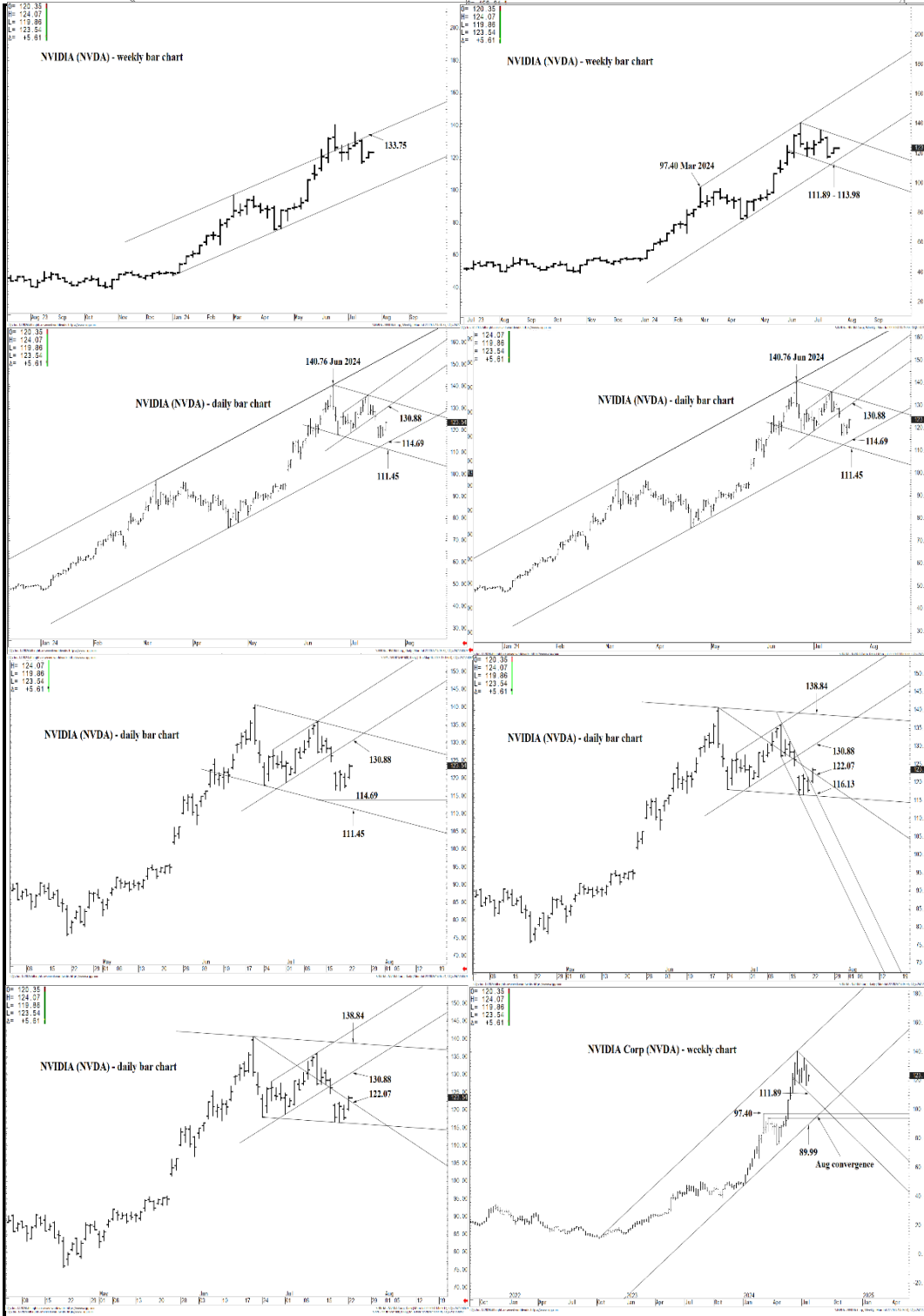




WICKED STOCKS

DIRECTIONAL CLARITY FOR THE ACTIVE INVESTOR



Support and Resistance

138.84 * weekly containment UP**

- 137.85 * minor
- 135.58 * intra-day containment
- 133.83 * minor
- 131.40 * minor

130.88 * weekly containment DP**

- 128.66 * minor
- 125.80 * intra-day containment
- 124.04 * minor

122.07 * session containment

- 120.32 * minor
- 119.43 * intra-day containment
- 116.13 * minor

114.69 ** multi-wk contain**

111.45 ** multi-wk contain DP**

- 110.09 * minor
- 108.50 * minor
- 106.94 * intra-day containment
- 103.79 * minor

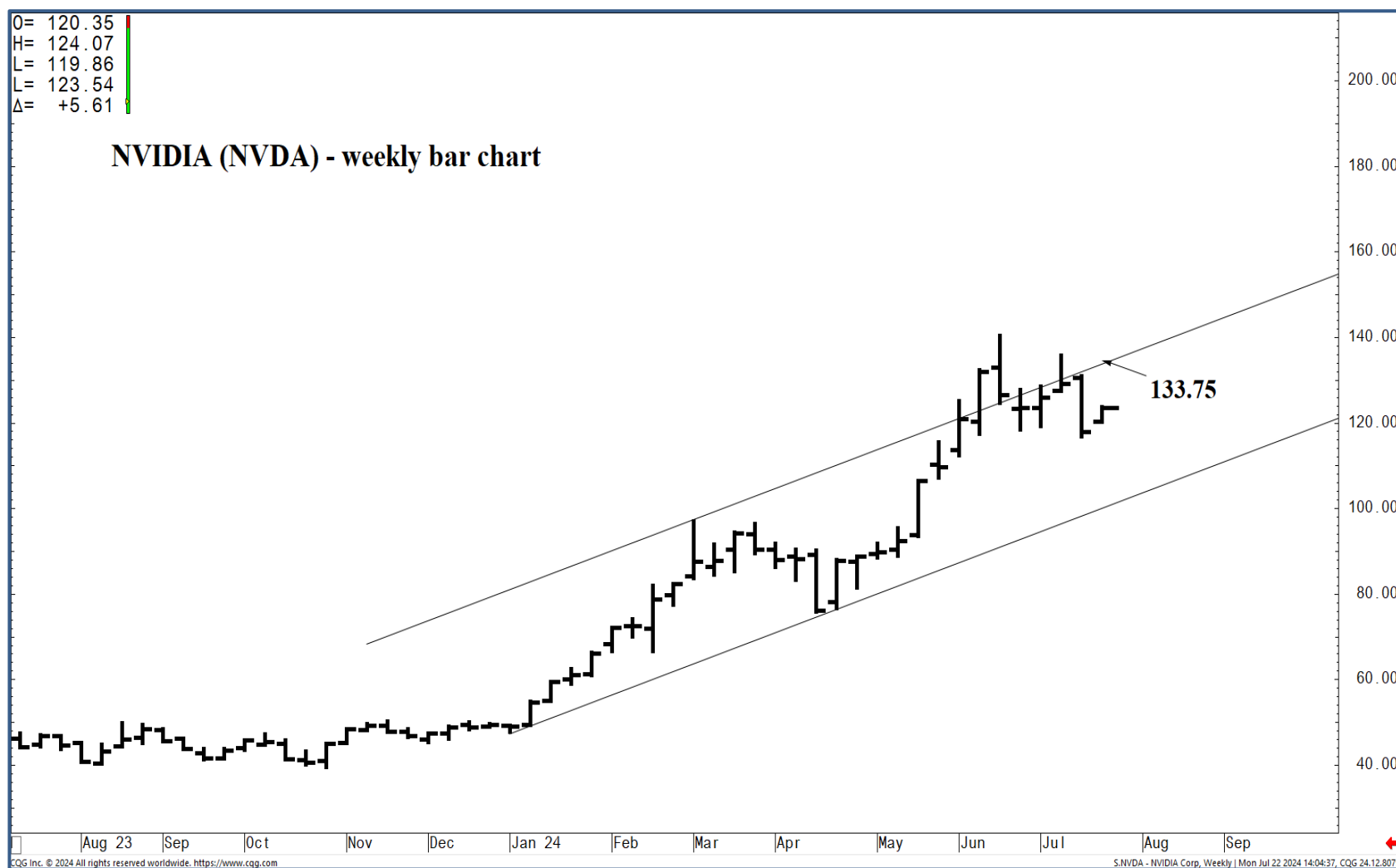
102.42 * session containment

99.56 * minor

97.40 * weekly containment**

O= 120.35
 H= 124.07
 L= 119.86
 L= 123.54
 Δ= +5.61

NVIDIA (NVDA) - weekly bar chart



Support and Resistance

- 138.84 *** weekly containment UP**
 - 137.85 * minor
 - 135.58 * intra-day containment
 - 133.83 * minor
 - 131.40 * minor
- 130.88 *** weekly containment DP**
 - 128.66 * minor
 - 125.80 * intra-day containment
 - 124.04 * minor
- 122.07 * session containment**
 - 120.32 * minor
 - 119.43 * intra-day containment
 - 116.13 * minor
- 114.69 **** multi-wk contain**
- 111.45 **** multi-wk contain DP**
 - 110.09 * minor
 - 108.50 * minor
 - 106.94 * intra-day containment
 - 103.79 * minor
- 102.42 * session containment**
 - 99.56 * minor
- 97.40 *** weekly containment**

Aug 23 | Sep | Oct | Nov | Dec | Jan 24 | Feb | Mar | Apr | May | Jun | Jul | Aug | Sep

CGG Inc. © 2024 All rights reserved worldwide. <https://www.cgg.com> S.NVDA - NVIDIA Corp, Weekly | Mon Jul 22 2024 14:04:37, CGG 24-12-8073



O= 120.35
 H= 124.07
 L= 119.86
 C= 123.54
 Δ= +5.61

NVIDIA (NVDA) - weekly bar chart



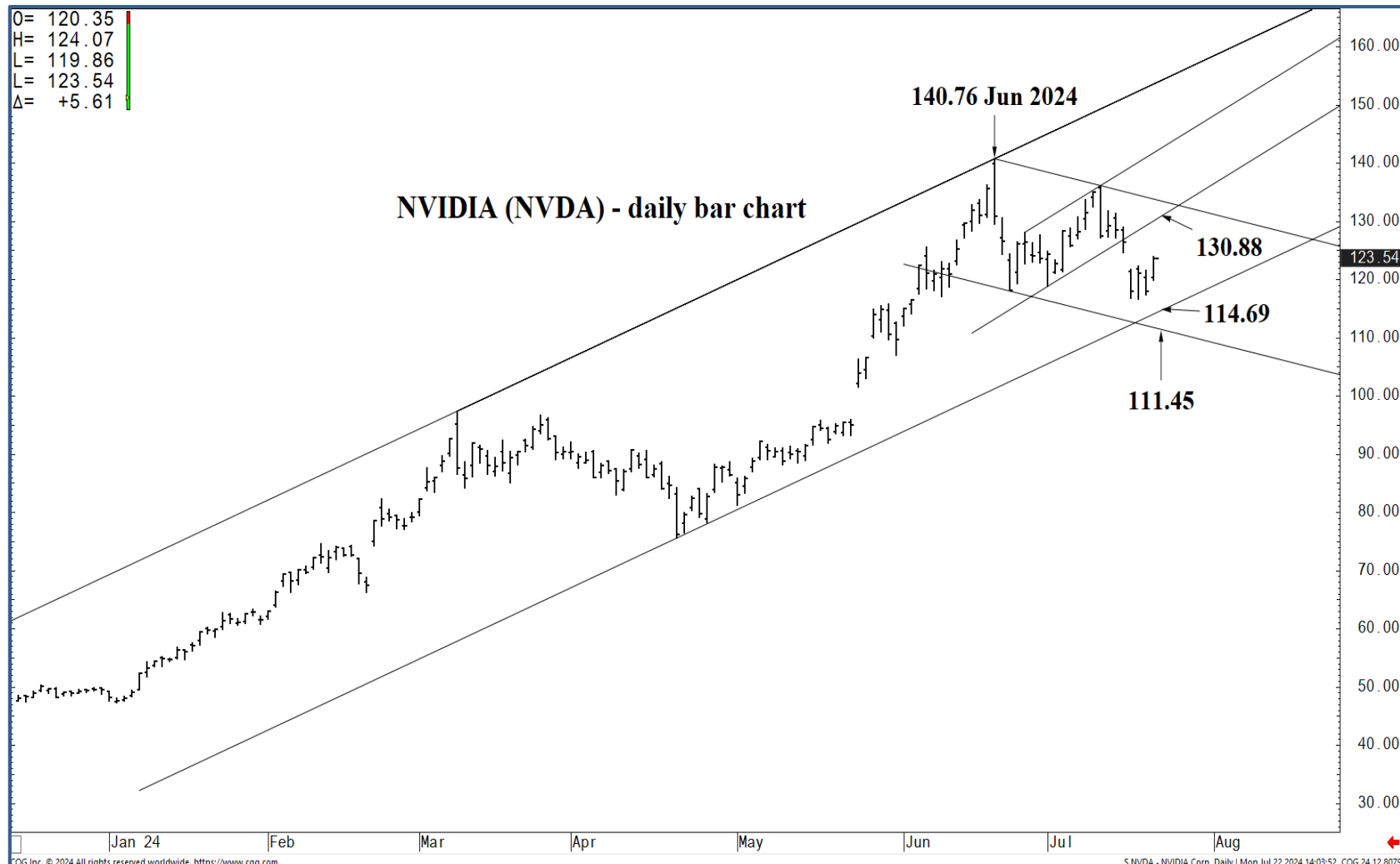
Support and Resistance

- 138.84 *** weekly containment UP**
- 137.85 * minor
- 135.58 * intra-day containment
- 133.83 * minor
- 131.40 * minor
- 130.88 *** weekly containment DP**
- 128.66 * minor
- 125.80 * intra-day containment
- 124.04 * minor
- 122.07 * session containment**
- 120.32 * minor
- 119.43 * intra-day containment
- 116.13 * minor
- 114.69 **** multi-wk contain**
- 111.45 **** multi-wk contain DP**
- 110.09 * minor
- 108.50 * minor
- 106.94 * intra-day containment
- 103.79 * minor
- 102.42 * session containment**
- 99.56 * minor
- 97.40 *** weekly containment**



O= 120.35
H= 124.07
L= 119.86
L= 123.54
Δ= +5.61

NVIDIA (NVDA) - daily bar chart



- #### Support and Resistance
- 138.84 *** weekly containment UP**
 - 137.85 * minor
 - 135.58 * intra-day containment
 - 133.83 * minor
 - 131.40 * minor
 - 130.88 *** weekly containment DP**
 - 128.66 * minor
 - 125.80 * intra-day containment
 - 124.04 * minor
 - 122.07 * session containment**
 - 120.32 * minor
 - 119.43 * intra-day containment
 - 116.13 * minor
 - 114.69 **** multi-wk contain**
 - 111.45 **** multi-wk contain DP**
 - 110.09 * minor
 - 108.50 * minor
 - 106.94 * intra-day containment
 - 103.79 * minor
 - 102.42 * session containment**
 - 99.56 * minor
 - 97.40 *** weekly containment**



O= 120.35
 H= 124.07
 L= 119.86
 L= 123.54
 Δ= +5.61

NVIDIA (NVDA) - daily bar chart



Support and Resistance

- 138.84 *** weekly containment UP**
- 137.85 * minor
- 135.58 * intra-day containment
- 133.83 * minor
- 131.40 * minor
- 130.88 *** weekly containment DP**
- 128.66 * minor
- 125.80 * intra-day containment
- 124.04 * minor
- 122.07 * session containment**
- 120.32 * minor
- 119.43 * intra-day containment
- 116.13 * minor
- 114.69 **** multi-wk contain**
- 111.45 **** multi-wk contain DP**
- 110.09 * minor
- 108.50 * minor
- 106.94 * intra-day containment
- 103.79 * minor
- 102.42 * session containment**
- 99.56 * minor
- 97.40 *** weekly containment**



O= 120.35
 H= 124.07
 L= 119.86
 C= 123.54
 Δ= +5.61

NVIDIA (NVDA) - daily bar chart



Support and Resistance

- 138.84** *** weekly containment UP
- 137.85 * minor
- 135.58 * intra-day containment
- 133.83 * minor
- 131.40 * minor
- 130.88** *** weekly containment DP
- 128.66 * minor
- 125.80 * intra-day containment
- 124.04 * minor
- 122.07** * session containment
- 120.32 * minor
- 119.43 * intra-day containment
- 116.13 * minor
- 114.69** **** multi-wk contain
- 111.45** **** multi-wk contain DP
- 110.09 * minor
- 108.50 * minor
- 106.94 * intra-day containment
- 103.79 * minor
- 102.42** * session containment
- 99.56 * minor
- 97.40** *** weekly containment

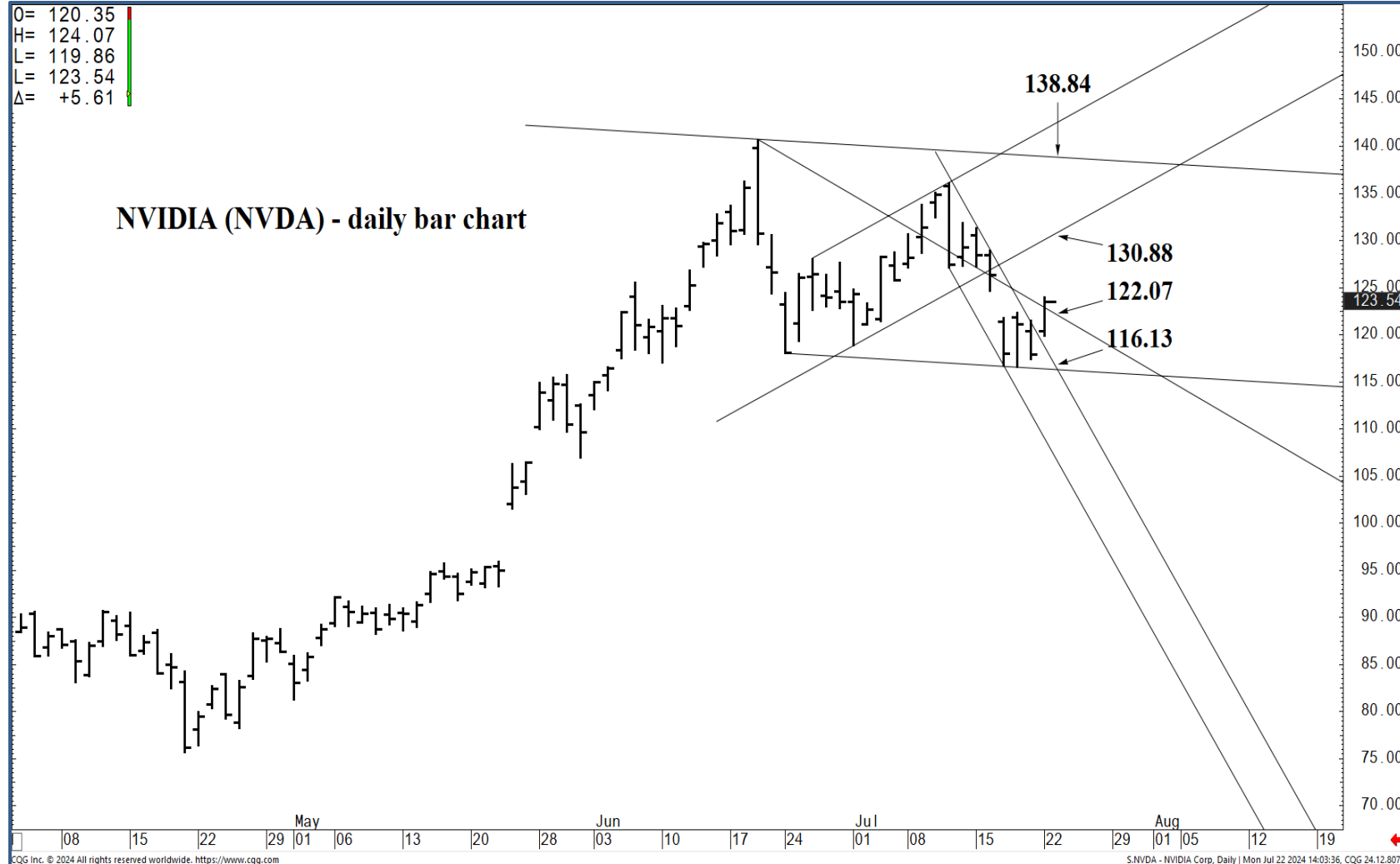
May 08 15 22 29 01 06 13 20 28 03 10 17 24 01 08 15 22 29 01 05 12 19

CGG Inc. © 2024 All rights reserved worldwide. <https://www.cgg.com> S.NVDA - NVIDIA Corp, Daily | Mon Jul 22 2024 14:04:21, CQG 24.12.8079



O= 120.35
 H= 124.07
 L= 119.86
 C= 123.54
 Δ= +5.61

NVIDIA (NVDA) - daily bar chart



Support and Resistance

138.84 * weekly containment UP**

- 137.85 * minor
- 135.58 * intra-day containment
- 133.83 * minor
- 131.40 * minor

130.88 * weekly containment DP**

- 128.66 * minor
- 125.80 * intra-day containment
- 124.04 * minor

122.07 * session containment

- 120.32 * minor
- 119.43 * intra-day containment
- 116.13 * minor

114.69 ** multi-wk contain**

111.45 ** multi-wk contain DP**

- 110.09 * minor
- 108.50 * minor
- 106.94 * intra-day containment
- 103.79 * minor

102.42 * session containment

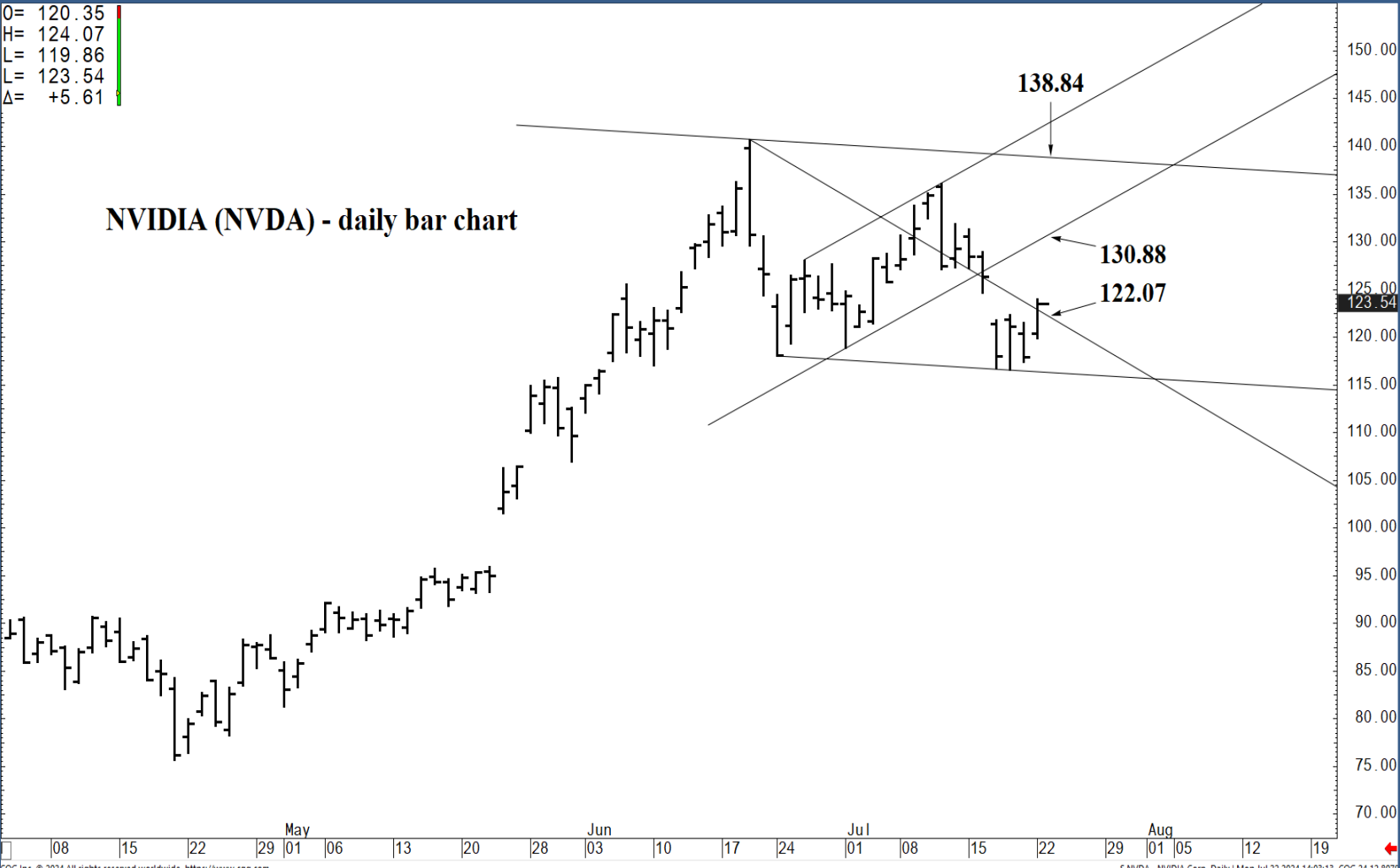
- 99.56 * minor

97.40 * weekly containment**



O= 120.35
 H= 124.07
 L= 119.86
 L= 123.54
 Δ= +5.61

NVIDIA (NVDA) - daily bar chart



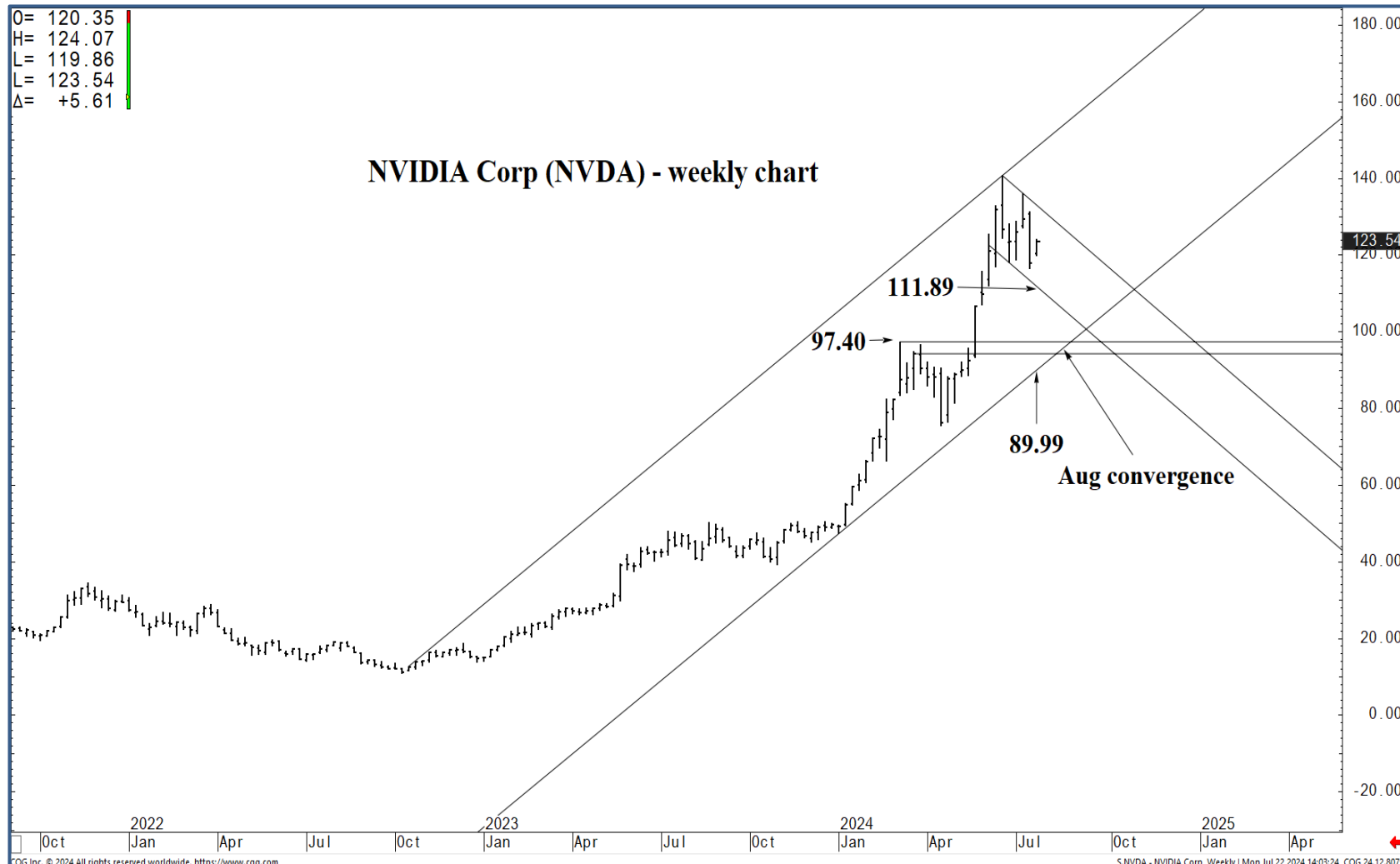
Support and Resistance

- 138.84 *** weekly containment UP**
- 137.85 * minor
- 135.58 * intra-day containment
- 133.83 * minor
- 131.40 * minor
- 130.88 *** weekly containment DP**
- 128.66 * minor
- 125.80 * intra-day containment
- 124.04 * minor
- 122.07 * session containment**
- 120.32 * minor
- 119.43 * intra-day containment
- 116.13 * minor
- 114.69 **** multi-wk contain**
- 111.45 **** multi-wk contain DP**
- 110.09 * minor
- 108.50 * minor
- 106.94 * intra-day containment
- 103.79 * minor
- 102.42 * session containment**
- 99.56 * minor
- 97.40 *** weekly containment**



O= 120.35
 H= 124.07
 L= 119.86
 C= 123.54
 Δ= +5.61

NVIDIA Corp (NVDA) - weekly chart



Support and Resistance

- 138.84 *** weekly containment UP**
- 137.85 * minor
- 135.58 * intra-day containment
- 133.83 * minor
- 131.40 * minor
- 130.88 *** weekly containment DP**
- 128.66 * minor
- 125.80 * intra-day containment
- 124.04 * minor
- 122.07 * session containment**
- 120.32 * minor
- 119.43 * intra-day containment
- 116.13 * minor
- 114.69 **** multi-wk contain**
- 111.45 **** multi-wk contain DP**
- 110.09 * minor
- 108.50 * minor
- 106.94 * intra-day containment
- 103.79 * minor
- 102.42 * session containment**
- 99.56 * minor
- 97.40 *** weekly containment**

