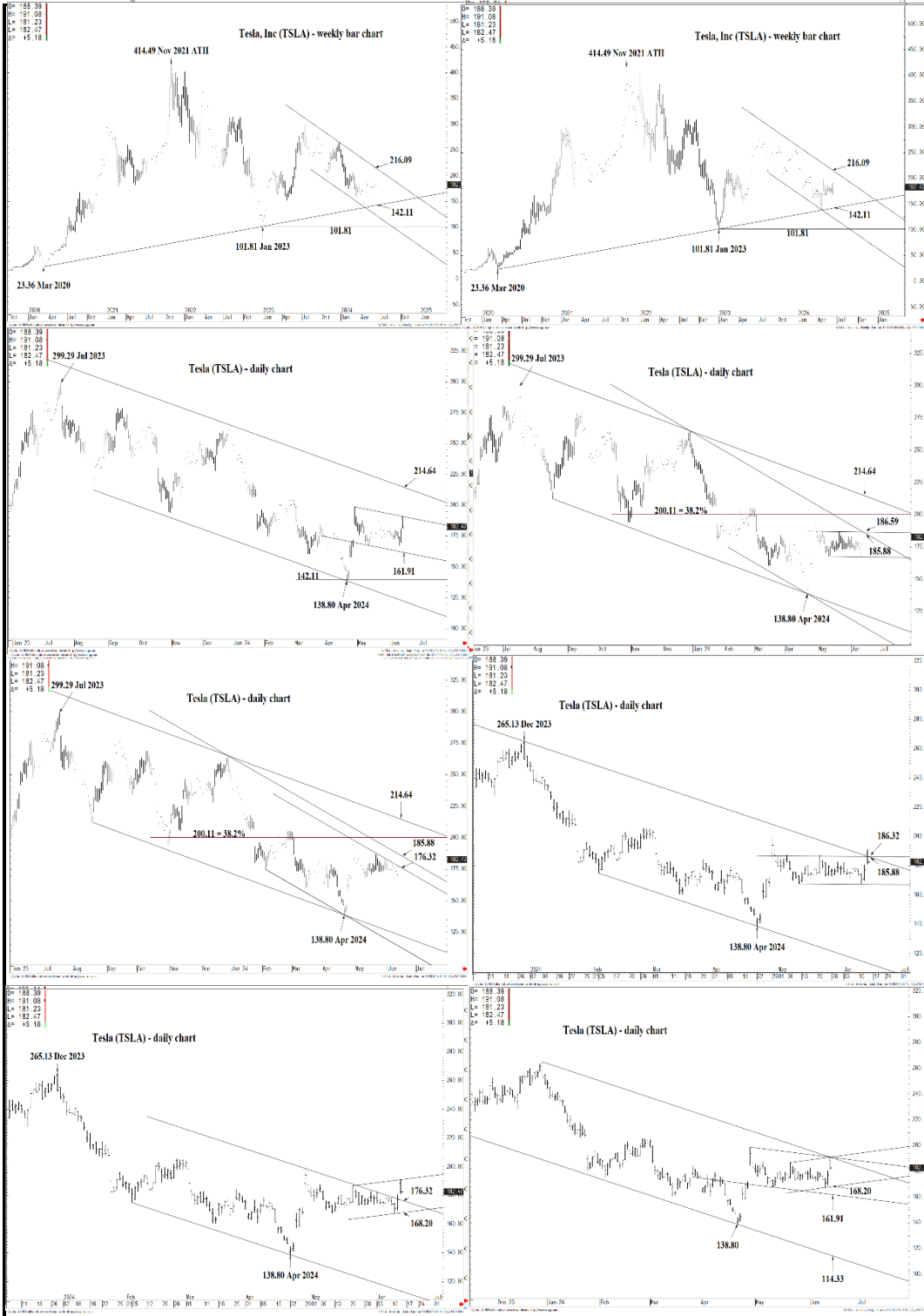




WICKED STOCKS

DIRECTIONAL CLARITY FOR THE ACTIVE INVESTOR



Support and Resistance

- 200.11** * session containment
- 198.75 * minor
- 194.05 * minor
- 191.08 * minor
- 188.56 * minor

- 186.59** **** multi-wk contain UP
- 185.88** **** multi-week contain

- 183.14 * minor
- 181.23 * intra-day containment
- 179.25 * minor

- 176.32** * session containment

- 174.75 * minor
- 170.66 * minor
- 168.20 * intra-day containment
- 165.50 * minor
- 163.28 * minor

- 161.91** *** weekly containment DP

O= 188.39
 H= 191.08
 L= 181.23
 L= 182.47
 Δ= +5.18

Tesla, Inc (TSLA) - weekly bar chart



Support and Resistance

- 200.11** * session containment
- 198.75 * minor
- 194.05 * minor
- 191.08 * minor
- 188.56 * minor
- 186.59** **** multi-wk contain UP
- 185.88** **** multi-week contain
- 183.14 * minor
- 181.23 * intra-day containment
- 179.25 * minor
- 176.32** * session containment
- 174.75 * minor
- 170.66 * minor
- 168.20 * intra-day containment
- 165.50 * minor
- 163.28 * minor
- 161.91** *** weekly containment DP



O= 188.39
 H= 191.08
 L= 181.23
 L= 182.47
 Δ= +5.18

Tesla, Inc (TSLA) - weekly bar chart



Support and Resistance

- 200.11** * session containment
- 198.75 * minor
- 194.05 * minor
- 191.08 * minor
- 188.56 * minor
- 186.59** **** multi-wk contain UP
- 185.88** **** multi-week contain
- 183.14 * minor
- 181.23 * intra-day containment
- 179.25 * minor
- 176.32** * session containment
- 174.75 * minor
- 170.66 * minor
- 168.20 * intra-day containment
- 165.50 * minor
- 163.28 * minor
- 161.91** *** weekly containment DP

2020 2021 2022 2023 2024 2025
 Oct Jan Apr Jul Oct Jan Apr Jul Oct Jan Apr Jul Oct Jan Apr Jul Oct Jan

COG Inc. © 2024 All rights reserved worldwide. <http://www.cog.com>

S:TSLA - Tesla Inc., Weekly | Thu Jun 13 2024 14:01:08, COG 23.12.8033





Support and Resistance

| | |
|--------------------|-----------------------|
| 200.11 * | session containment |
| 198.75 * | minor |
| 194.05 * | minor |
| 191.08 * | minor |
| 188.56 * | minor |
| 186.59 **** | multi-wk contain UP |
| 185.88 **** | multi-week contain |
| 183.14 * | minor |
| 181.23 * | intra-day containment |
| 179.25 * | minor |
| 176.32 * | session containment |
| 174.75 * | minor |
| 170.66 * | minor |
| 168.20 * | intra-day containment |
| 165.50 * | minor |
| 163.28 * | minor |
| 161.91 *** | weekly containment DP |

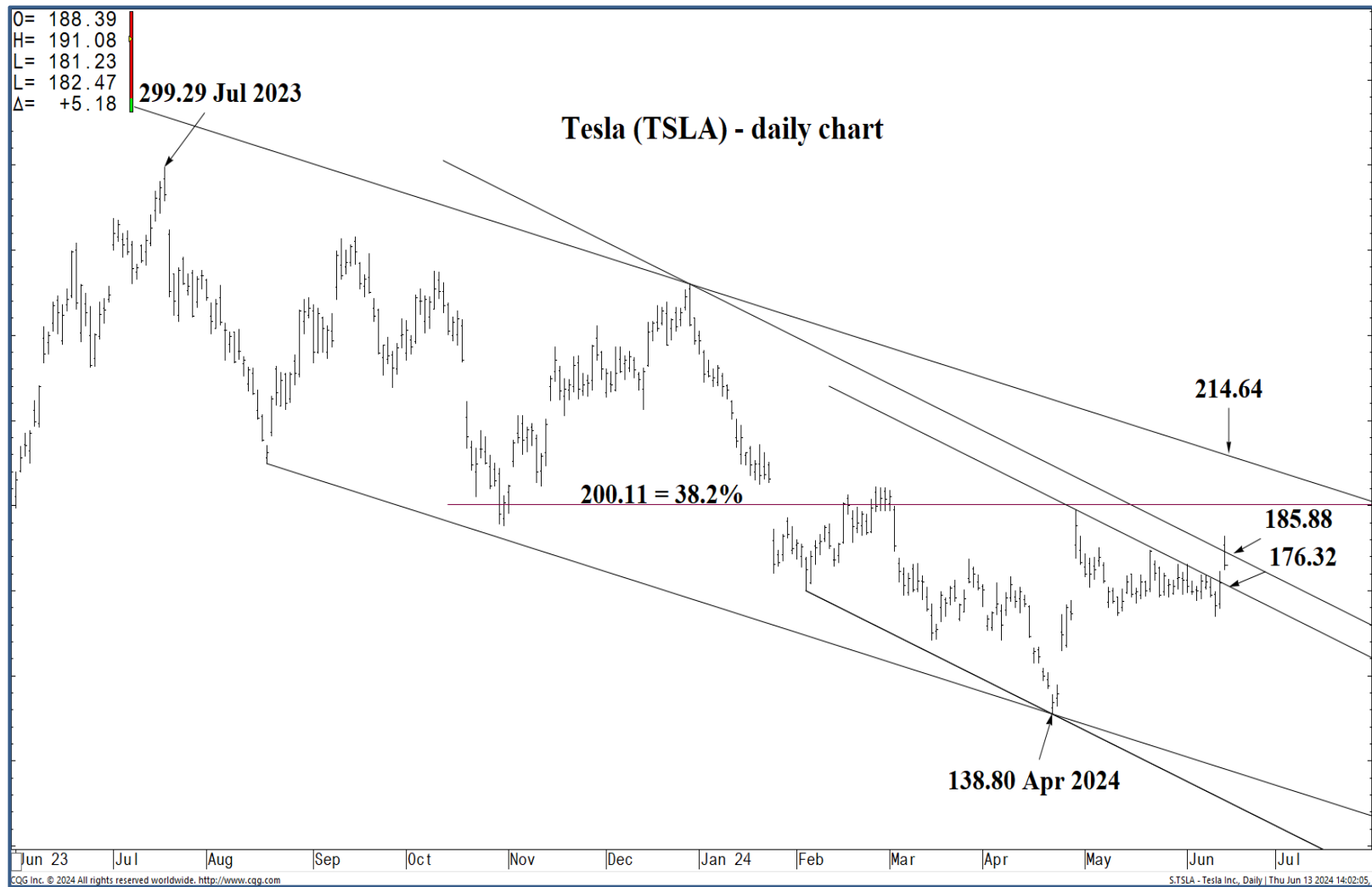




Support and Resistance

- 200.11** * session containment
- 198.75 * minor
- 194.05 * minor
- 191.08 * minor
- 188.56 * minor
- 186.59** **** multi-wk contain UP
- 185.88** **** multi-week contain
- 183.14 * minor
- 181.23 * intra-day containment
- 179.25 * minor
- 176.32** * session containment
- 174.75 * minor
- 170.66 * minor
- 168.20 * intra-day containment
- 165.50 * minor
- 163.28 * minor
- 161.91** *** weekly containment DP





Support and Resistance

- 200.11** * session containment
- 198.75 * minor
- 194.05 * minor
- 191.08 * minor
- 188.56 * minor
- 186.59** **** multi-wk contain UP
- 185.88** **** multi-week contain
- 183.14 * minor
- 181.23 * intra-day containment
- 179.25 * minor
- 176.32** * session containment
- 174.75 * minor
- 170.66 * minor
- 168.20 * intra-day containment
- 165.50 * minor
- 163.28 * minor
- 161.91** *** weekly containment DP



O= 188.39
 H= 191.08
 L= 181.23
 C= 182.47
 Δ= +5.18

Tesla (TSLA) - daily chart

265.13 Dec 2023

138.80 Apr 2024

186.32

185.88

320.00
 300.00
 280.00
 260.00
 240.00
 220.00
 200.00
 180.00
 160.00
 140.00
 120.00

Support and Resistance

200.11 * session containment

198.75 * minor

194.05 * minor

191.08 * minor

188.56 * minor

186.59 **** multi-wk contain UP

185.88 **** multi-week contain

183.14 * minor

181.23 * intra-day containment

179.25 * minor

176.32 * session containment

174.75 * minor

170.66 * minor

168.20 * intra-day containment

165.50 * minor

163.28 * minor

161.91 *** weekly containment DP

182.47

2024

Feb

Mar

Apr

May

Jun

Jul

11 18 26 02 08 16 22 29 01 05 12 20 26 01 11 18 25 01 08 15 22 29 01 06 13 20 28 03 10 17 24 01

COG Inc. © 2024 All rights reserved worldwide. <http://www.cog.com>

S:TSLA - Tesla Inc., Daily | Thu Jun 13 2024 14:02:17, COG 23-12.8032



WICKED STOCKS

O= 188.39
 H= 191.08
 L= 181.23
 L= 182.47
 Δ= +5.18

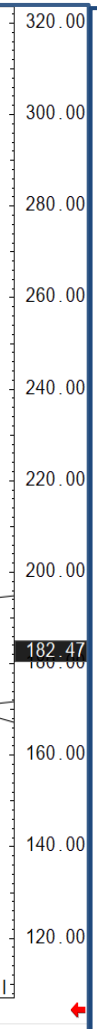
Tesla (TSLA) - daily chart

265.13 Dec 2023

138.80 Apr 2024

176.32

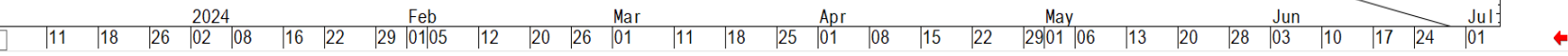
168.20



Support and Resistance

- 200.11** * session containment
- 198.75 * minor
- 194.05 * minor
- 191.08 * minor
- 188.56 * minor
- 186.59** **** multi-wk contain UP
- 185.88** **** multi-week contain
- 183.14 * minor
- 181.23 * intra-day containment
- 179.25 * minor
- 176.32** * session containment
- 174.75 * minor
- 170.66 * minor
- 168.20 * intra-day containment
- 165.50 * minor
- 163.28 * minor
- 161.91** *** weekly containment DP

182.47



COG Inc. © 2024 All rights reserved worldwide. <http://www.cog.com>

S:TSLA - Tesla Inc., Daily | Thu Jun 13 2024 14:02:35, COG 23.12.8032



O= 188.39
 H= 191.08
 L= 181.23
 C= 182.47
 Δ= +5.18

Tesla (TSLA) - daily chart



Support and Resistance

- 200.11** * session containment
- 198.75 * minor
- 194.05 * minor
- 191.08 * minor
- 188.56 * minor
- 186.59** **** multi-wk contain UP
- 185.88** **** multi-week contain
- 183.14 * minor
- 181.23 * intra-day containment
- 179.25 * minor
- 176.32** * session containment
- 174.75 * minor
- 170.66 * minor
- 168.20 * intra-day containment
- 165.50 * minor
- 163.28 * minor
- 161.91** *** weekly containment DP

